



U.S. ENVIRONMENTAL PROTECTION AGENCY

Office of Pesticide Programs
Registration Division (7505P)
1200 Pennsylvania Ave., N.W.
Washington, D.C. 20460

EPA Reg. Number:

83529-125

Date of Issuance:

11/30/20

NOTICE OF PESTICIDE:

Registration
 Reregistration
(under FIFRA, as amended)

Term of Issuance:

Unconditional

Name of Pesticide Product:

Sharda Thiamethoxam 25% WDG

Name and Address of Registrant (include ZIP Code):

Keeva Shultz
Sharda USA LLC
c/o Wagner Regulatory Associates, Inc.
P.O. Box 640
Hockessin, DE 19707

Note: Changes in labeling differing in substance from that accepted in connection with this registration must be submitted to and accepted by the Registration Division prior to use of the label in commerce. In any correspondence on this product always refer to the above EPA registration number.

On the basis of information furnished by the registrant, the above named pesticide is hereby registered under the Federal Insecticide, Fungicide and Rodenticide Act.

Registration is in no way to be construed as an endorsement or recommendation of this product by the Agency. In order to protect health and the environment, the Administrator, on his motion, may at any time suspend or cancel the registration of a pesticide in accordance with the Act. The acceptance of any name in connection with the registration of a product under this Act is not to be construed as giving the registrant a right to exclusive use of the name or to its use if it has been covered by others.

This product is unconditionally registered in accordance with FIFRA section 3(c)(5) provided that you:

1. Submit and/or cite all data required for registration/reregistration/registration review of your product when the Agency requires all registrants of similar products to submit such data.
2. Make the following label changes before you release the product for shipment:
 - Revise the EPA Registration Number to read, "EPA Reg. No. 83529-125."

Signature of Approving Official:

Venus Eagle, Product Manager 01
Invertebrate & Vertebrate Branch 3
Registration Division (7505P)
Office of Pesticide Programs

Date:

11/30/20

3. Submit one copy of the revised final printed label for the record before you release the product for shipment.

Should you wish to add/retain a reference to the company's website on your label, then please be aware that the website becomes labeling under the Federal Insecticide Fungicide and Rodenticide Act and is subject to review by the Agency. If the website is false or misleading, the product would be misbranded and unlawful to sell or distribute under FIFRA section 12(a)(1)(E). 40 CFR 156.10(a)(5) list examples of statements EPA may consider false or misleading. In addition, regardless of whether a website is referenced on your product's label, claims made on the website may not substantially differ from those claims approved through the registration process. Therefore, should the Agency find or if it is brought to our attention that a website contains false or misleading statements or claims substantially differing from the EPA approved registration, the website will be referred to the EPA's Office of Enforcement and Compliance.

If these conditions are not complied with, the registration will be subject to cancellation in accordance with FIFRA section 6. Your release for shipment of the product constitutes acceptance of these conditions. A stamped copy of the label is enclosed for your records. Please also note that the record for this product currently contains the following CSFs:

- Basic CSF dated 02/06/2019

If you have any questions, please contact Kevin Ulrich by phone at 703-347-0464, or via email at ulrich.kevin@epa.gov.

Enclosure: Stamped Label

[MASTER LABEL]

THIAMETHOXAM **GROUP** **4A** **INSECTICIDE**

Sharda Thiamethoxam 25% WDG

ABN: Artist

For Control of Listed Insect Pests Infesting Artichoke (Globe), Barley, Bushberry and Caneberry, Low Growing Berry, Small Fruit Vine, Brassica (Cole) Leafy Vegetables, Citrus Fruit, Cranberry, Cucurbit Vegetables, Fruiting Vegetables, Leafy Vegetables, Mint, Pome Fruit, Root Vegetables, Stone Fruit, Tobacco, Tropical Fruit, and Tuberos and Corm Vegetables.

ACTIVE INGREDIENTS:	WT. BY %
Thiamethoxam: 3-(2-Chloro-5-thiazolylmethyl)tetrahydro-5-methyl-N-nitro-4H-1,3,5-oxadiazin-4-imine	25.0%
OTHER INGREDIENTS:	75.0%
TOTAL:	100.0%

KEEP OUT OF REACH OF CHILDREN CAUTION

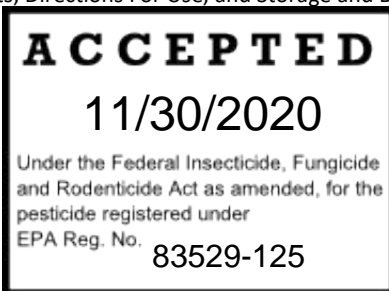
Si usted no entiende la etiqueta, busque a alguien para que se la explique a usted en detalle.
(If you do not understand this label, find someone to explain it to you in detail.)

FIRST AID	
IF ON SKIN OR CLOTHING:	<ul style="list-style-type: none"> • Take off contaminated clothing • Rinse skin immediately with plenty of water for 15-20 minutes. • Call a poison control center or doctor for treatment advice.
IF INHALED:	<ul style="list-style-type: none"> • Move person to fresh air. • If person is not breathing, call 911 or ambulance, then give artificial respiration, preferably by mouth-to-mouth, if possible. • Call a poison control center or doctor for treatment advice.
IF IN EYES:	<ul style="list-style-type: none"> • Hold eye open and rinse slowly and gently with water for 15-20 minutes. • Remove contact lenses, if present, after the first 5 minutes, then continue rinsing eye. • Call a poison control center or doctor for treatment advice.
IF SWALLOWED:	<ul style="list-style-type: none"> • Call a poison control center or doctor immediately for treatment advice. • Have person sip a glass of water if able to swallow. • Do not induce vomiting unless told to do so by a poison control center or doctor. • Do not give anything by mouth to an unconscious person.
NOTE TO PHYSICIAN	
There is no specific antidote if ingested. Induce emesis or lavage stomach. Treat symptomatically.	
HOTLINE NUMBER	
Have the product container or label with you when calling a poison control center or doctor or going for treatment. For emergency information concerning this product, call your poison control center at 1-800-222-1222 .	

[Optional referral statements when booklets and container labels are used:
See Panel for First Aid Instructions and booklet for complete Precautionary Statements and Directions For Use.
See label booklet for complete Precautionary Statements, Directions For Use, and Storage and Disposal.
See label booklet for additional Precautionary Statements, Directions For Use, and Storage and Disposal.
See label booklet for complete Directions For Use.]

EPA Reg. No. 83529-XXX

Manufactured for:
Sharda USA LLC 
 7217 Lancaster Pike, Suite A
 Hockessin, Delaware 19707



EPA Est. No. XXXXX-XX-XXX
Batch Code: _____

Net Contents: _____ Lbs. [Kg.]

PRECAUTIONARY STATEMENTS

HAZARDS TO HUMANS AND DOMESTIC ANIMALS

CAUTION

Harmful if absorbed through skin, swallowed, or inhaled. Causes moderate eye irritation. Wear protective eyewear (goggles, face shield, safety glasses). Avoid contact with eyes, skin, or clothing. Avoid breathing dust or spray mist. Wash thoroughly with soap and water after handling, and before eating, drinking, chewing gum, using tobacco, or using the toilet. Remove and wash clothing before reuse.

PERSONAL PROTECTIVE EQUIPMENT (PPE)

Applicators and other handlers must wear:

- Long-sleeved shirt and long pants
- Chemical-resistant gloves made of barrier laminate, butyl rubber ≥ 14 mils, nitrile rubber ≥ 14 mils, neoprene rubber ≥ 14 mils, polyvinyl chloride (PVC) ≥ 14 mils, or Viton[®] ≥ 14 mils
- Shoes plus socks
- Wear protective eyewear

Follow manufacturer's instructions for cleaning/maintaining PPE. If no such instructions for washables exist, use detergent and hot water. Keep and wash PPE separately from other laundry.

ENGINEERING CONTROLS STATEMENT

When handlers use closed systems, enclosed cabs, or aircraft in a manner that meets the requirements listed in the Worker Protection Standard (WPS) for agricultural pesticides [40 CFR 170.240(d)(4-6)], the handler PPE requirements may be reduced or modified as specified in the WPS.

USER SAFETY RECOMMENDATIONS

Users should:

- Wash hands before eating, drinking, chewing gum, using tobacco, or using the toilet.
- Remove clothing/PPE immediately if pesticide gets inside. Then wash thoroughly and put on clean clothing.
- Remove PPE immediately after handling this product. Wash the outside of gloves before removing. As soon as possible, wash thoroughly and change into clean clothing.

ENVIRONMENTAL HAZARDS

This pesticide is toxic to wildlife and highly toxic to aquatic invertebrates. This pesticide is highly toxic to bees exposed to direct treatment on blooming crops/plants or weeds. Do not apply this product or allow it to drift to blooming crops/plants or weeds while bees are foraging in/or adjacent to the treatment area.

Do not apply directly to water, or to areas where surface water is present, or to intertidal areas below the mean high water mark. Drift or runoff from treated areas may be hazardous to aquatic organisms in neighboring areas. Do not contaminate water when cleaning equipment or disposing of equipment wash waters.

Groundwater Advisory

Thiamethoxam has properties and characteristics associated with chemicals detected in groundwater. This chemical may leach into the groundwater if used in areas where soils are permeable, particularly where the water table is shallow.

Surface Water Advisory

This product may impact surface water quality due to spray drift and runoff of rain water. This is especially true for poorly draining soils and soils with shallow groundwater. This product is classified as having high potential for reaching surface water via runoff for several months after application. A level, well-maintained vegetative buffer strip between areas to which this product is applied and surface water features such as ponds, streams, and springs will reduce the potential loading of thiamethoxam water from runoff water and sediment. Runoff of this product will be reduced by avoiding applications when rainfall is forecast to occur within 48 hours.

PHYSICAL OR CHEMICAL HAZARDS

Do not use, pour, spill, or store near heat or open flame.

PROTECTION OF POLLINATORS



APPLICATION RESTRICTIONS EXIST FOR THIS PRODUCT BECAUSE OF RISK TO BEES AND OTHER INSECT POLLINATORS. FOLLOW APPLICATION RESTRICTIONS FOUND IN THE DIRECTIONS FOR USE TO PROTECT POLLINATORS.



Look for the bee hazard icon in the Directions for Use for each application site for specific use restrictions and instructions to protect bees and other insect pollinators.

This product can kill bees and other insect pollinators.

Bees and other insect pollinators will forage on plants when they flower, shed pollen, or produce nectar.

Bees and other insect pollinators can be exposed to this pesticide from:

- Direct contact during foliar applications, or contact with residues on plant surfaces after foliar applications.
- Ingestion of residues in nectar and pollen when the pesticide is applied as a seed treatment, soil, tree injection, as well as foliar applications.

When Using This Product Take Steps To:

- Minimize exposure of this product to bees and other insect pollinators when they are foraging on pollinator attractive plants around the application site.
- Minimize drift of this product on to beehives or to off-site pollinator attractive habitat. Drift of this product onto beehives or off-site to pollinator attractive habitat can result in bee kills.

Information on protecting bees and other insect pollinators may be found at the Pesticide Environmental Stewardship website at: <http://pesticidestewardship.org/PollinatorProtection/Pages/default.aspx>

Pesticide incidents (for example, bee kills) must immediately be reported to the State/Tribal lead agency. For contact information for your State, go to: www.aapco.org/officials.html. Pesticide incidents must also be reported to the National Pesticide Information Center at: www.npic.orst.edu or directly to EPA at: beekill@epa.gov

DIRECTIONS FOR USE

It is a violation of Federal law to use this product in any manner inconsistent with its labeling.

See individual crops for specific pollinator protection application restrictions. If none exist under the specific crop, for foliar applications, follow these application directions for crops that are contracted to have pollinator services for food/feed crops and commercially grown ornamentals that are attractive to pollinators.

1. FOR CROPS UNDER CONTRACTED POLLINATION SERVICES



Do not apply this product while bees are foraging. Do not apply this product until flowering is complete and all petals have fallen unless the following condition has been met:

- If an application must be made when managed bees are at the treatment site, the beekeeper providing the pollination services must be notified no less than 48-hours prior to the time of the planned application so that the bees can be removed, covered or otherwise protected prior to spraying.

2. FOR FOOD/FEED CROPS AND COMMERCIALY GROWN ORNAMENTALS NOT UNDER CONTRACT FOR POLLINATION SERVICES BUT ARE ATTRACTIVE TO POLLINATORS



Do not apply this product while bees are foraging. Do not apply this product until flowering is complete and all petals have fallen unless one of the following conditions is met:

- The application is made to the target site after sunset.
- The application is made to the target site when temperatures are below 55°F.
- The application is made in accordance with a government-initiated public health response.
- The application is made in accordance with an active state-administered apiary registry program where beekeepers are notified no less than 48-hours prior to the time of the planned application so that the bees can be removed, covered or otherwise protected prior to spraying.
- The application is made due to an imminent threat of significant crop loss, and a documented determination consistent with an IPM plan or predetermined economic threshold is met. Every effort must be made to notify beekeepers no less than 48-hours prior to the time of the planned application so that the bees can be removed, covered or otherwise protected prior to spraying.

This product can only be used in accordance with the Directions for Use on this label. Do not apply this product in a way that will contact workers or other persons, either directly or through drift. Only protected handlers may be in the area during application. For any requirements specific to your State or Tribe, consult the agency responsible for pesticide regulations.

AGRICULTURAL USE REQUIREMENTS

Use this product only in accordance with its labeling and with the Worker Protection Standard, 40 CFR Part 170. This Standard contains requirements for the protection of agricultural workers on farms, forests, nurseries, and greenhouses, and handlers of agricultural pesticides. It contains requirements for training, decontamination, notification, and emergency assistance. It also contains specific instructions and exceptions pertaining to the statements on this label about personal protective equipment (PPE) and restricted-entry interval. The requirements in this box only apply to uses of this product that are covered by the Worker Protection Standard.

Do not enter or allow worker entry into treated areas during the restricted-entry interval (REI) of 12 hours.

PPE required for early entry to treated areas that is permitted under the Worker Protection Standard and that involves contact with anything that has been treated, such as plants, soil, or water, is:

- Coveralls
- Chemical-resistant gloves made of barrier laminate, butyl rubber ≥ 14 mils, nitrile rubber ≥ 14 mils, neoprene rubber ≥ 14 mils, polyvinyl chloride (PVC) ≥ 14 mils, or Viton® ≥ 14 mils
- Shoes plus socks

PRODUCT INFORMATION

Sharda Thiamethoxam 25% WDG is a selective water dispersible granule insecticide used to control many sucking and chewing insects through contact and ingestion on the crops listed on this label.

- Make application of **Sharda Thiamethoxam 25% WDG** when insect pest populations begin to build, but prior to populations reaching economically damaging levels. Economic thresholds for pests controlled by **Sharda Thiamethoxam 25% WDG** may be available from your local agricultural authorities.
- This products use is compatible with integrated pest management programs. However, **Sharda Thiamethoxam 25% WDG** is highly toxic to bees exposed to direct treatment on blooming crops or weeds.
- **Sharda Thiamethoxam 25% WDG** is rapidly taken up into foliage after being applied. Spray coverage is essential for optimal performance. To ensure good coverage, make application of **Sharda Thiamethoxam 25% WDG** in sufficient water. See specific treatment information in the **CROP USE DIRECTIONS** section of this label. The use of higher water volumes will generally result in better coverage, especially under adverse conditions (e.g., hot, dry) or where a dense plant canopy exists. The use of a spray adjuvant may improve spray coverage but is not required.
- **Sharda Thiamethoxam 25% WDG** is rainfast once the spray solution has dried on treated plants.
- **Sharda Thiamethoxam 25% WDG** may aid in the suppression of some pests. Suppression can mean either inconsistent control (good to poor), or consistent control at a level below that generally considered acceptable for commercial control.
- **Sharda Thiamethoxam 25% WDG** has a wide margin of plant safety when used in accordance with this label.

Use Restrictions

- Do not use **Sharda Thiamethoxam 25% WDG** in nurseries, greenhouses, plant propagation houses, or on any plants grown for use as transplants.
- Do not make application of **Sharda Thiamethoxam 25% WDG** to crops grown from seed treated with thiamethoxam.
- Do not apply this product, by any application method, to linden, basswood, or other *Tilia* species in the State of Oregon.
- **New York State:**
 - This product is classified as restricted use.
 - Not for Sale, Sale Into, Distribution and/or Use in Nassau and Suffolk Counties of New York State.
 - Do not exceed a total of 0.188 lb. a.i. of thiamethoxam-containing products per acre per growing season.
 - For Pome Fruit, do not exceed a total of 0.188 lb. a.i. of thiamethoxam-containing products per acre per growing season

RESISTANCE MANAGEMENT

For resistance management, **Sharda Thiamethoxam 25% WDG** contains Thiamethoxam and is classified in the neonicotinoids chemical class as a Group 4A insecticide, nicotinic acetylcholine receptor (nAChR) competitive modulators.

Any insect population may contain individuals naturally resistant to **Sharda Thiamethoxam 25% WDG** and other Group 4A insecticides. The resistant individuals may dominate the insect population if this group of insecticides are used repeatedly in the same fields. Appropriate resistance-management strategies must be followed.

To delay insecticide resistance, take the following steps:

- Rotate the use of **Sharda Thiamethoxam 25% WDG** or other Group 4A insecticides within a growing season, or among growing seasons, with different groups that control the same pests.
- Use tank mixtures with insecticides from a different group that are equally effective on the target pest when such use is permitted. Do not rely on the same mixture repeatedly for the same pest population. Consider any known cross-resistance issues for the targeted pests between the individual components of a mixture.
- In addition, consider the following recommendations provided by the Insecticide Resistance Action Committee (IRAC):

- Individual insecticides selected for use in mixtures must be highly effective and be applied at the rates at which they are individually registered for use against the target species.
 - Mixtures with components having the same IRAC mode of action classification are not recommended for insect resistance management.
 - When using mixtures, consider any known cross-resistance issues between the individual components for the targeted pest(s).
 - Mixtures become less effective if resistance is already developing to one or both active ingredients, but they may still provide pest management benefits.
 - The insect resistance management benefits of an insecticide mixture are greatest if the two components have similar periods of residual insecticidal activity. Mixtures of insecticides with unequal periods of residual insecticide activity may offer an insect resistance management benefit only for the period where both insecticides are active.
- Adopt an integrated pest management program for insecticide/acaricides use that includes scouting, uses historical information related to pesticide use, crop rotation, record keeping, and which considers cultural, biological and other chemical control practices.
 - Monitor after application for unexpected target pest survival. If the level of survival suggests the presence of resistance, consult with your local university specialist or certified pest control advisor.
 - Contact your local extension specialist or certified crop advisors for any additional pesticide resistance-management and/or IPM recommendations for the specific site and pest problems in your area.
 - For further information or to report suspected resistance, contact Sharda USA LLC or representative.

MANDATORY SPRAY DRIFT MANAGEMENT

Aerial Applications:

- Do not release spray at a height greater than 10 ft. above the vegetative canopy, unless a greater application height is necessary for pilot safety.
- For applications prior to the emergence of crops and target weeds, applicators are required to use a coarse or coarser droplet size (ASABE S572.1).
- For all other applications, applicators are required to use a Medium or coarser droplet size (ASABE S572.1).
- For aerial applications: Do not apply when wind speeds exceed 15 mph at the application site. If wind speed is greater than 10 mph, the boom length must be 65% or less of the wingspan for fixed wing aircraft and 75% or less of the rotor diameter for helicopters. Otherwise, the boom length must be 75% or less of wingspan for fixed-wing aircraft and 90% or less of the rotor diameter for helicopters. Applicators must use ½ swath displacement upwind at the downwind edge of field.
- Nozzles must be oriented so the spray is directed toward the back of the aircraft.
- Do not apply when wind speeds exceed 15 miles per hour at the application site.
- Do not apply during temperature inversions.

Ground Boom Applications:

- Users must only apply with the nozzle height recommended by the manufacturer, but no more than 3 feet above the ground or crop canopy unless making a turf, pasture, or rangeland application, in which case applicators may apply with a nozzle height no more than 4 feet above the ground.
- For applications prior to the emergence of crops and target weeds, applicators are required to use a coarse or coarser droplet size (ASABE S572.1).
- For all other applications, applicators are required to use a medium or coarser droplet size (ASABE S572.1).
- Do not apply when wind speeds exceed 15 miles per hour at the application site.
- Do not apply during temperature inversions.

SPRAY DRIFT ADVISORIES

THE APPLICATOR IS RESPONSIBLE FOR AVOIDING OFF-SITE SPRAY DRIFT. BE AWARE OF NEARBY NON-TARGET SITES AND ENVIRONMENTAL CONDITIONS.

IMPORTANCE OF DROPLET SIZE

An effective way to reduce spray drift is to apply large droplets. Use the largest droplets that provide target pest control. While applying larger droplets will reduce spray drift, the potential for drift will be greater if applications are made improperly or under unfavorable environmental conditions.

Controlling Droplet Size – Ground Boom

- **Volume** - Increasing the spray volume so that larger droplets are produced will reduce spray drift. Use the highest practical spray volume for the application. If a greater spray volume is needed, consider using a nozzle with a higher flow rate.
- **Pressure** - Use the lowest spray pressure recommended for the nozzle to produce the target spray volume and droplet size.
- **Spray Nozzle** - Use a spray nozzle that is designed for the intended application. Consider using nozzles designed to reduce drift.

Controlling Droplet Size – Aircraft

- **Adjust Nozzles** - Follow nozzle manufacturers recommendations for setting up nozzles. Generally, to reduce fine droplets, nozzles must be oriented parallel with the airflow in flight.

BOOM HEIGHT – Ground Boom

Use the lowest boom height that is compatible with the spray nozzles that will provide uniform coverage. For ground equipment, the boom must remain level with the crop and have minimal bounce.

RELEASE HEIGHT – Aircraft

Higher release heights increase the potential for spray drift.

SHIELDED SPRAYERS

Shielding the boom or individual nozzles can reduce spray drift. Consider using shielded sprayers. Verify that the shields are not interfering with the uniform deposition of the spray on the target area.

TEMPERATURE AND HUMIDITY

When making applications in hot and dry conditions, use larger droplets to reduce effects of evaporation.

TEMPERATURE INVERSIONS

Drift potential is high during a temperature inversion. Temperature inversions are characterized by increasing temperature with altitude and are common on nights with limited cloud cover and light to no wind. The presence of an inversion can be indicated by ground fog or by the movement of smoke from a ground source or an aircraft smoke generator. Smoke that layers and moves laterally in a concentrated cloud (under low wind conditions) indicates an inversion, while smoke that moves upward and rapidly dissipates indicates good vertical air mixing. Avoid applications during temperature inversions.

WIND

Drift potential generally increases with wind speed. AVOID APPLICATIONS DURING GUSTY WIND CONDITIONS. Applicators need to be familiar with local wind patterns and terrain that could affect spray drift.

APPLICATION INSTRUCTIONS

It is the pesticide user's responsibility to ensure that all products are registered for the intended use. Read and follow the applicable restrictions and limitations and directions for use on all product labels involved in tank mixing. Users must follow the most restrictive directions for use and precautionary statements of each product in the tank mixture.

Ground Application

Select spray nozzles which will provide accurate and uniform spray deposition. Use spray nozzles which provide medium-sized droplets and reduce drift. To help insure accuracy, calibrate sprayer before each use. For information on spray equipment and calibration, consult nozzle manufacturers and/or State Extension Service specialists.

To provide thorough and uniform coverage, make applications of **Sharda Thiamethoxam 25% WDG** using sufficient water volume. Use greater water volumes where a dense canopy exists and/or pest pressure is high. The use of a spray adjuvant may improve spray coverage but is not required. Do not make applications under conditions where uniform coverage cannot be obtained or where excessive spray drift may occur.

Aerial Application

Make applications of **Sharda Thiamethoxam 25% WDG** in water, using the minimum spray volume indicated in the **CROP USE DIRECTIONS** section of this label. Increase spray volume where practical to improve coverage. Avoid applying under conditions where uniform coverage cannot be obtained or where excessive spray drift may occur.

**Application Through Irrigation Systems (Chemigation) - Potatoes and Cranberry Only
Cranberry - Solid Set Sprinkler System Only (See Crop Use Directions)**

Sharda Thiamethoxam 25% WDG alone or in combination with other products which are registered for treatment through sprinkler irrigation may be applied through irrigation systems. Make application of this product only through center pivot, solid set, hand move, or moving wheel irrigation systems. Do not make application of **Sharda Thiamethoxam 25% WDG** through any other type of irrigation system. Lack of effectiveness or illegal pesticide residues can result from non-uniform distribution of treated water. If you have questions about calibration, contact State Extension Service specialists, equipment manufacturers, or other experts. A person knowledgeable of the chemigation system and responsible for its operation, or under the supervision of the responsible person, shall shut the system down and make necessary adjustments should the need arise.

Using Water from Public Water Systems: DO NOT APPLY SHARDA THIAMETHOXAM 25% WDG THROUGH ANY IRRIGATION SYSTEM PHYSICALLY CONNECTED TO A PUBLIC WATER SYSTEM. Public water system means a system for the provision to the public of piped water for human consumption if such system has at least 15 service connections or regularly serves an average of at least 25 individuals daily at least 60 days out of the year. **Sharda Thiamethoxam 25% WDG** may be applied through irrigation systems, which may be supplied by a public water system only if the water from the public water system is discharged into a reservoir tank prior to pesticide introduction. There shall be a complete physical break (air gap) between the outlet end of the fill pipe and to top or overflow rim of the reservoir tank of at least twice the inside diameter of the fill pipe. Before beginning chemigation, always make sure that the air gap exists and that there is no blockage of the overflow of the reservoir tank.

Any irrigation system using water supplied from a public water system must also meet the following requirements.

Operating Instructions for All Specified Types of Irrigation Systems

1. The system must be calibrated to uniformly apply the rates specified. If you have questions about calibration, contact State Extension Service specialists, equipment manufacturers, or other experts.
2. The system must contain a functional check-valve, vacuum relief valve, and low-pressure drain appropriately located on the irrigation pipeline to prevent water source contamination from backflow.
3. The pesticide injection pipeline must contain a functional, automatic, quick-closing check-valve to prevent the flow of fluid back toward the injection pump.
4. The pesticide injection pipeline must also contain a functional, normally closed, solenoid-operated valve located on the intake

- side of the injection pump and connected to the system interlock to prevent fluid from being withdrawn from the supply tank when the irrigation system is either automatically or manually shut down.
5. The system must contain functional interlocking controls to automatically shut off the pesticide injection pump when the water pump motor stops.
 6. The irrigation line or water pump must include a functional pressure switch, which will stop the water pump motor when the water pressure decreases to the point where pesticide distribution is adversely affected.
 7. Systems must use a metering pump, such as a positive displacement injection pump (e.g., diaphragm pump) effectively designed and constructed of materials that are compatible with pesticides and capable of being fitted with a system interlock.
 8. Do not apply when wind speed favors drift beyond the area intended.

Calibration and Application Instructions

Sharda Thiamethoxam 25% WDG must be applied under the schedule specified in the specific Crop Use Directions, not according to the irrigation schedule unless the events coincide.

Set the equipment to make application to the minimum amount of water per acre. Run the system at 85 - 90% of the manufacturer's maximum rated travel speed.

The following calibration and treatment techniques are provided for user reference, but do not constitute a warranty of fitness for treatment through sprinkler irrigation equipment. Check with State and local regulatory agencies for potential use restrictions before applying any agricultural chemical through sprinkler irrigation equipment.

Center Pivot Irrigation Equipment

Notes: (1) Use only drive systems that provide uniform water distribution. (2) Do not use end guns when chemigating **Sharda Thiamethoxam 25% WDG** through center pivot systems because of non-uniform application. (3) Plug the first nozzle closest to the well-head to protect the water source.

1. Determine the size of the area to be treated.
2. Determine the time required to apply 0.1 - 0.25 inch of water over the area to be treated when the system and injection equipment are operated at normal pressures as recommended by the equipment manufacturer. Run the system at 80 - 95% of the manufacturer's rated maximum travel speed.
3. Using water, determine the injection pump output when operated at normal line pressure.
4. Determine the amount of **Sharda Thiamethoxam 25% WDG**, and any tank mix partners, required to treat the area covered by the irrigation system.
5. Add the required amount of **Sharda Thiamethoxam 25% WDG**, any tank mix partners, and sufficient water to meet the injection time requirements to the solution tank. (See **MIXING PROCEDURES** section of this label.)
6. Make sure the system is fully charged with water before starting injection of the **Sharda Thiamethoxam 25% WDG** solution. Time the injection to last at least as long as it takes to bring the system to full pressure.
7. Maintain constant agitation in the solution tank during the injection period.
8. Inject the specified amount of **Sharda Thiamethoxam 25% WDG** per acre continuously for one complete revolution of the system.
9. Stop the injection equipment after treatment is completed. Continue to operate the system until the **Sharda Thiamethoxam 25% WDG** solution has cleared all of the sprinkler heads.
10. Allow time for all lines to flush the pesticide through all nozzles before turning off irrigation water.

Solid Set, Hand Move, and Moving Wheel Irrigation Equipment

1. Determine the acreage covered by the sprinklers.
2. Fill injector solution tank with plain water and calibrate the flow rate of the system to deliver the contents of the tank over a 20-40 minute time interval.
3. Determine the amount of **Sharda Thiamethoxam 25% WDG** required to treat the area covered by the irrigation system.
4. Add the required amount of **Sharda Thiamethoxam 25% WDG**, and any other tank mix partners, into the same quantity of water used to calibrate the injection period. (See **MIXING PROCEDURES** section of this label.)
5. Operate the system at the same pressure and time interval established during the calibration.
6. Inject specified amount of **Sharda Thiamethoxam 25% WDG** per acre for either a 20-40 minute period at the end of a regular irrigation set, or as a 20-40 minute injection as a separate application not associated with a regular irrigation to maximize retention of the insecticide by the foliage.
7. Stop injection equipment after treatment is completed. Continue to operate the system until the **Sharda Thiamethoxam 25% WDG** solution has cleared the last sprinkler head. To ensure lines are flushed and free from remaining pesticides, a dye indicator may be injected into the lines to mark the end of the application period.

MIXING PROCEDURES

Prepare no more spray mixture than is needed for the immediate operation. Thoroughly clean spray equipment before using this product. Vigorous agitation is necessary for proper dispersal of the product. Maintain maximum agitation throughout the spraying operation. Do not let the spray mixture stand overnight in the spray tank. Flush the spray equipment thoroughly following each use and apply the rinsate to a previously treated area. Keep product container tightly closed when not in use.

Sharda Thiamethoxam 25% WDG Alone

Add ½ of the required amount of water to the mix tank. With the agitator running, add the desired amount of **Sharda Thiamethoxam 25% WDG** to the tank. Continue agitation while adding the remainder of the water. Begin application of the solution after **Sharda**

Thiamethoxam 25% WDG has completely dispersed into the mix water. Maintain agitation until all of the mixture has been applied.

Sharda Thiamethoxam 25% WDG + Tank Mixtures

Add ½ of the required amount of water to the mix tank. Start the agitator running before adding any tank mix partners. Add tank mix partners in this order: products packaged in water-soluble packaging, wettable powders, wettable granules (dry flowables) such as **Sharda Thiamethoxam 25% WDG**, liquid flowables, liquids, emulsifiable concentrates, and surfactants/adjuvants. Always allow each tank mix partner to become fully dispersed before adding the next product. Provide sufficient agitation while adding the remainder of the water. Maintain agitation until all of the mixture has been applied.

Note: When using **Sharda Thiamethoxam 25% WDG** in tank mixtures, add all products in water-soluble packaging to the tank before any other tank mix partner, including **Sharda Thiamethoxam 25% WDG**. Allow the water-soluble packaging to completely dissolve and the product(s) to completely disperse before adding any other tank mix partner to the tank.

If using **Sharda Thiamethoxam 25% WDG** in a tank mixture, observe all directions for use, crop/sites, use rates, dilution ratios, precautions, and limitations, which appear on the tank mix product label. Do not exceed any label dosage rate, and follow the most restrictive label precautions and limitations. Do not mix this product with any product which prohibits such mixing. Tank mixtures or other applications of products referenced on this label are permitted only in those states in which the referenced products are labeled.

Compatibility

Sharda Thiamethoxam 25% WDG is compatible with most commonly used pesticides, crop oils, adjuvants, and nutritional sprays. However, since it is not possible to test all possible mixtures, the user must pre-test to assure the physical compatibility and lack of phytotoxic effect of any proposed mixtures with **Sharda Thiamethoxam 25% WDG**. To determine the physical compatibility of **Sharda Thiamethoxam 25% WDG** with other products, use a jar test, as described below.

Using a quart jar, add the proportionate amounts of the products to 1 qt. of water. Add wettable powders and water-dispersible granular products first, then liquid flowables, and emulsifiable concentrates last. After thoroughly mixing, let stand for at least 5 minutes. If the combination remains mixed or can be remixed readily, it is physically compatible. Once compatibility has been proven, use the same procedure for adding required ingredients to the spray tank.

The crop safety of all potential tank mixes on all crops has not been tested. Confirm the safety to the target crop before applying any tank mixture not specified on this label.

ROTATIONAL RESTRICTIONS

Treated areas may be replanted immediately following harvest, or as soon as practical following the last application, with any crop listed on this label or to barley, canola, cotton, corn, cucurbit vegetables, legume vegetables, oilseed crops (rapeseed, Indian rapeseed, Indian mustard seed, field mustard seed, black mustard seed, flax seed, safflower seed, crambe seed and borage seed), sorghum, sunflower and wheat. Any cover crop planted for erosion control or soil improvement may be planted as soon as practical following the last application. However, the cover crop may not be grazed or harvested for food or feed. For all other crops, a 120-day plant-back interval must be observed.

CROP USE DIRECTIONS



Pollinator Precautions

- **Sharda Thiamethoxam 25% WDG** is highly toxic to bees exposed to direct treatment on blooming crops/plants or weeds.
 - For apples, do not make application of **Sharda Thiamethoxam 25% WDG** after pre-bloom (early pink growth stage) or before post-bloom (petal fall growth stage).
 - For citrus, do not make application during pre-bloom or during bloom when bees are actively foraging.
 - For pears, do not make application of **Sharda Thiamethoxam 25% WDG** after pre-bloom (green cluster stage) or before post-bloom (petal fall growth stage).
 - For stone fruit, do not make application of **Sharda Thiamethoxam 25% WDG** between the pre-bloom (swollen bud) and post-bloom (petal fall) growth stages.
- Do not make application of **Sharda Thiamethoxam 25% WDG** or allow it to drift to blooming crops/plants or weeds if bees are foraging in or adjacent to the treatment area. This is especially critical if there are adjacent orchards that are blooming (refer to the **MANDATORY SPRAY DRIFT MANAGEMENT** section for additional information).
- After an **Sharda Thiamethoxam 25% WDG** application, wait at least 5 days before placing beehives in the treated field.
- If bees are foraging in the ground cover and it contains any blooming plants or weeds, always remove flowers before making an application. This may be accomplished by mowing, disking, mulching, flailing, or applying a labeled herbicide.
- Consult with your local cooperative extension service or State agency responsible for regulating pesticide use for additional pollinator safety practices.

Artichoke (Globe)

Pest	Rate per Acre per Application (Oz.)
Artichoke Aphid (<i>Capitophorus elaeagni</i>) Leafhoppers Proba Bug	3
Make application prior to the pests reaching damaging levels. Scout fields and treat again if populations rebuild to potentially damaging levels. Make application at the higher rate within the listed rate range for heavy infestations. Use sufficient water volume	

to ensure thorough coverage of foliage.

Restrictions:

- Do not apply more than a total of 6 oz. (0.094 lb. a.i.) of **Sharda Thiamethoxam 25% WDG** per acre per year.
- Do not apply more than 2 applications per acre per year.
- Pre-Harvest Interval (PHI): 4 days
- Minimum Interval Between Applications: 7 days
- Do not use less than 10 GPA for ground applications or 5 GPA for aerial applications.



Refer to **Pollinator Precautions** and **RESISTANCE MANAGEMENT** sections.

Barley

Pest	Rate per Acre per Application (Oz.)
Aphids	4
Make application prior to pests reaching damaging levels. Scout fields and treat again if populations rebuild to potentially damaging levels. Use sufficient water volume to ensure thorough coverage of foliage.	
Restrictions:	
<ul style="list-style-type: none"> • Do not apply more than a total of 8 oz. (0.125 lb. a.i.) of Sharda Thiamethoxam 25% WDG per acre per year. • Do not apply more 2 applications per acre per year. • Pre-Harvest Interval (PHI): 21 days • Minimum Interval Between Applications: 7 days • Do not use less than 10 GPA for ground applications or 5 GPA for aerial applications. 	
<p>Refer to Pollinator Precautions and RESISTANCE MANAGEMENT sections.</p>	

Bushberry Subgroup and Caneberry Subgroup

Crop	Pest	Rate per Acre per Application (Oz.)
Bushberry Subgroup Aronia berry, Black current, Buffalo currant, Chilean guava, Edible honeysuckle, Elderberry, European barberry, Gooseberry, Highbush blueberry, Highbush cranberry, Huckleberry, Jostaberry, Juneberry, Native currant, Red currant, Salal, Sea buckthorn, and Cultivars, varieties and/or hybrids of these.	Aphids Cranberry Weevil Leafhoppers	3 - 4
	Japanese Beetle Weevil (Adults)	4
Caneberry Subgroup Blackberry, Loganberry, Raspberry (black, red, and wild), and Cultivars, varieties and/or hybrids of these.	Aphids Leafhoppers	2 - 3
	Japanese Beetle Stinkbugs Tarnished Plant Bug Weevil (Adults) Whiteflies	3
Make application prior to pests reaching damaging levels. Scout fields and treat again if populations rebuild to potentially damaging levels. Make application at the higher rate within the listed rate range for heavy infestations. Use sufficient water volume to ensure thorough coverage of foliage.		
Restrictions:		
<ul style="list-style-type: none"> • Bushberry Subgroup - Do not apply more than a total of 12 oz. (0.188 lb. a.i.) of Sharda Thiamethoxam 25% WDG per acre per year. • Bushberry Subgroup – Do not apply more than 3 applications at 4 oz. per acre or 4 applications at 3 oz. per acre per year. • Caneberry Subgroup - Do not apply more than a total of 6 oz. (0.094 lb. a.i.) of Sharda Thiamethoxam 25% WDG per acre per year. • Caneberry Subgroup – Do not apply more than 4 applications at 3 oz. per acre or 6 applications at 2 oz. per acre per year. • Pre-Harvest Interval (PHI): 3 days • Minimum Interval Between Applications: 7 days • Do not use less than 10 GPA for ground applications or 5 GPA for aerial applications. 		
<p>Refer to Pollinator Precautions and RESISTANCE MANAGEMENT sections.</p>		

Low Growing Berry Subgroup (except Cranberry)


Crop	Pest	Rate per Acre per Application (Oz.)
Bearberry, Bilberry, Cloudberry, Lingonberry,	Aphids	1.5 - 3

Lowbush blueberry, Muntries, Partridgeberry, and Strawberry Refer to "Cranberry" section for use directions.	Leafhoppers	
	Whiteflies	3 - 4
	Lygus Bug (Suppression) Weevil (Adults)	4

Make application prior to pests reaching damaging levels. Scout fields and treat again if populations rebuild to potentially damaging levels. Make application at the higher rate within the listed rate range for heavy infestations. Use sufficient water volume to ensure thorough coverage of foliage.

Restrictions:

- Do not apply more than a total of 12 oz. (0.188 lb. a.i.) of **Sharda Thiamethoxam 25% WDG** per acre per year.
- Do not apply more than 3 applications at 4 oz. per acre, 4 applications at 3 oz. per acre and 8 applications at 1.5 oz. per acre per year.
- Pre-Harvest Interval (PHI): 3 days
- Minimum Interval Between Applications: 10 days
- Do not use less than 50 GPA for ground applications.
- Do not apply by air.

 Refer to **Pollinator Precautions** and **RESISTANCE MANAGEMENT** sections.


Small Fruit Vine Climbing Subgroup (except Fuzzy Kiwi Fruit and Gooseberry)

Crop	Pest	Rate per Acre per Application (Oz.)
Amur river grape, Grape, Kiwi fruit (hardy), Maypop, and Schisandra berry Refer to "Bushberry Subgroup" section for use directions for gooseberry.	Japanese Beetle Leafhoppers Mealybugs Sharpshooters	1.75 - 3.5

Make application prior to pests reaching damaging levels. Scout fields and treat again if populations rebuild to potentially damaging levels. Make application at the higher rate within the listed rate range for heavy infestations. Use sufficient water volume to ensure thorough coverage of foliage.

Restrictions:

- Do not apply more than a total of 7 oz. (0.109 lb. a.i.) of **Sharda Thiamethoxam 25% WDG** per acre per year.
- Do not apply more than 2 applications at 3.5 oz. per acre or 4 applications at 1.75 oz. per acre per year.
- Pre-Harvest Interval (PHI): 5 days
- Minimum Interval Between Applications: 14 days
- Do not use less than 10 GPA for ground applications or 5 GPA for aerial applications.

 Refer to **Pollinator Precautions** and **RESISTANCE MANAGEMENT** sections.

Brassica (Cole) Leafy Vegetables

Crop	Pest	Rate per Acre per Application (Oz.)
Head and Stem Brassica Broccoli, Broccoli (Chinese), Brussels sprouts, Cabbage, Cabbage (Chinese mustard and Napa), Cauliflower, Cavalo broccolo, and Kohlrabi	Aphids Flea Beetles	1.5 - 3
	Thrips Whiteflies	3 - 5.5
Leafy Brassica Greens Broccoli (raab), Chinese Cabbage (bok choy), Collards, Kale, Mizuna, Mustard greens, Mustard spinach, and Rape greens	Aphids Flea Beetles	1.5 - 3
	Thrips Whiteflies	3 - 5.5

Make application prior to pests reaching damaging levels. Scout fields and treat again if populations rebuild to potentially damaging levels. Make application at the higher rate within the listed rate range for heavy infestations. Use sufficient water volume to ensure thorough coverage of foliage. Allow spray to dry before harvest.

Restrictions:

- Do not apply more than a total of 11 oz. (0.172 lb. a.i.) of **Sharda Thiamethoxam 25% WDG** per acre per year.
- Do not apply more 2 applications at 5.5 oz. per acre per year.
- Pre-Harvest Interval (PHI): 0 days (Head and Stem Brassica) and 7 days (Leafy Brassica Greens)
- Minimum Interval Between Applications: 7 days
- Do not use less than 10 GPA for ground applications or 5 GPA for aerial applications.



Refer to **Pollinator Precautions** and **RESISTANCE MANAGEMENT** sections.

Citrus Fruit Crop Group

Crop	Pest	Rate per Acre per Application (Oz.)
Calamondin, Citrus citron, Citrus hybrids (includes chironja, tangelo, and tangor), Grapefruit, Kumquat, Lemon, Lime, Mandarin (tangerine), Orange (sour and sweet), Pummelo, and Satsuma mandarin	Aphids Leafhoppers	3 - 4
	Asian Citrus Psyllid Citrus Black Fly Citrus Leafminer Mealybugs Sharpshooters Soft Scales Whiteflies	4 - 5.5
	Ants (except fire, harvester, carpenter and Pharaoh ants) Armored Scales Citrus Root Weevil (Adults) Crickets Fruit Fly Grasshoppers Katydid Plant Bugs Stink Bugs Thrips (Foliage Feeding)	4.5 - 5.5

Make application prior to pests reaching damaging levels. For scales, time the treatments to coincide with the crawler stage. Scout fields and apply again if populations rebuild to potentially damaging levels. Make application at the higher rate within the listed rate range for heavy infestations. Use sufficient water volume to ensure thorough coverage of foliage. Aerial application may result in slower activity and reduced control compared to ground applications.

Restrictions:

- Do not apply more than a total of 11 oz. (0.172 lb. a.i.) of **Sharda Thiamethoxam 25% WDG** per acre per year.
- Do not apply more than 2 applications at 5.5 oz. per acre per year.
- Pre-Harvest Interval (PHI): 0 days
- Minimum Interval between Applications: 7 days
- Do not use less than 10 GPA for ground applications or 5 GPA for aerial applications.



Refer to **Pollinator Precautions** and **RESISTANCE MANAGEMENT** sections.

Cranberry

Pest	Rate per Acre per Application (Oz.)
Aphids Cranberry Flea Beetle Cranberry Weevil Leafhoppers	2 - 4
Japanese Beetle	4

Make application prior to pests reaching damaging levels. Scout fields and apply again if populations rebuild to potentially damaging levels. Make application at the higher rate within the listed rate range for heavy infestations. Use sufficient water volume to ensure thorough coverage of foliage. **Sharda Thiamethoxam 25% WDG** may be applied through a solid set sprinkler irrigation system at 200 - 650 gals. total volume per acre, and if applied during a regular irrigation set, only at the end of the irrigation set. For best results, it is recommended that 200 - 300 gals. total volume per acre be used for irrigation treatment.

Restrictions:

- Do not apply more than a total of 12 oz. (0.188 lb. a.i.) of **Sharda Thiamethoxam 25% WDG** per acre per year.
- Do not apply more than 3 applications at 4 oz. per acre and 6 applications at 2 oz. per acre per year.
- Pre-Harvest Interval (PHI): 30 days
- Minimum Interval Between Applications: 7 days
- Do not use less than 10 GPA for ground applications.
- Do not apply by air.
- Do not apply to flow-through bogs.
- Do not apply within 25 feet of bodies of water.
- Do not irrigate for the first 48 hours following application.
- Do not release water immediately following application; hold water within the bog system for 5 days following application prior to release.



Refer to **Pollinator Precautions** and **RESISTANCE MANAGEMENT** sections.

Cucurbit Vegetables

Crop	Pest	Rate per Acre per Application (Oz.)
Chayote, Chinese waxgourd, Citron melon, Cucumber, Edible gourd, Gherkin, <i>Momordica</i> spp., Muskmelon, Pumpkin, Squash (summer and winter), and Watermelon	Aphids Flea Beetles	1.5 - 3
	Cucumber Beetles (Suppression) Leafminers (Suppression) Whiteflies	3 - 5.5

Make application prior to pests reaching damaging levels. Scout fields and treat again if populations rebuild to potentially damaging levels. Make application at the higher rate within the listed rate range for heavy infestations. Use sufficient water volume to ensure thorough coverage of foliage. Allow spray to dry prior to harvest.

Restrictions:

- Do not apply more than a total of 11 oz. (0.172 lb. a.i.) of **Sharda Thiamethoxam 25% WDG** per acre per year.
- Do not apply more than 2 applications at 5.5 oz. per acre per year.
- Pre-Harvest Interval (PHI): 0 days
- Minimum Interval Between Applications: 5 days
- Do not use less than 10 GPA for ground applications or 5 GPA for aerial applications.



Refer to **Pollinator Precautions** and **RESISTANCE MANAGEMENT** sections.

Fruiting Vegetables

Crop	Pest	Rate per Acre per Application (Oz.)
Eggplant, Ground cherry, Pepino, Peppers (bell, chili, cooking, pimento, and sweet), Tomatillo, and Tomato	Aphids Colorado Potato Beetle Flea beetles Leafhoppers	2 - 3
	Pepper Weevil Stink Bugs Whiteflies	3 - 5.5

Make application prior to pests reaching damaging levels. Scout fields and apply again if populations rebuild to potentially damaging levels. Make application at the higher rate within the listed rate range for heavy infestations. Use sufficient water volume to ensure thorough coverage of foliage. Allow spray to dry before harvest.

Restrictions:

- Do not apply more than a total of 11 oz. (0.172 lb. a.i.) of **Sharda Thiamethoxam 25% WDG** per acre per year.
- Do not apply more than 2 applications at 5.5 oz. per acre per year.
- Pre-Harvest Interval (PHI): 0 days
- Minimum Interval Between Applications: 5 days
- Do not use less than 10 GPA for ground applications or 5 GPA for aerial applications.



Refer to **Pollinator Precautions** and **RESISTANCE MANAGEMENT** sections.

Leafy Vegetables (except Brassica)

Crop	Pest	Rate per Acre per Application (Oz.)
Amaranth, Arugula, Cardoon, Celery, Celery (Chinese), Celtuce, Chervil, Chrysanthemum (edible-leaved and garland), Corn salad, Cress (garden and upland), Dandelion, Dock, Endive, Fennel, Lettuce (head and leaf), Orach, Parsley, Purslane (garden and winter), Radicchio, Rhubarb, Spinach (New Zealand and vine), and Swiss chard	Aphids Flea Beetles Leafhoppers	1.5 - 3
	Whiteflies	3 - 5.5

Make application prior to pests reaching damaging levels. Scout fields and apply again if populations rebuild to potentially damaging levels. Make application at the higher rate within the listed rate range for heavy infestations. Use sufficient water volume to ensure thorough coverage of foliage.

Restrictions:

- Do not apply more than a total of 11 oz. (0.172 lb. a.i.) of **Sharda Thiamethoxam 25% WDG** per acre per year.
- Do not apply more than 2 applications at 5.5 oz. per acre per year.
- Pre-Harvest Interval (PHI): 7 days
- Minimum Interval Between Applications: 7 days
- Do not use less than 10 GPA for ground applications or 5 GPA for aerial applications.



Refer to **Pollinator Precautions** and **RESISTANCE MANAGEMENT** sections.

Mint

Crop	Pest	Rate per Acre per Application (Oz.)
Peppermint and Spearmint	Aphids Fleahoppers Leafhoppers Mint Flea Beetles	1.5 - 3
	Grasshoppers	3 - 4

Make application prior to pests reaching damaging levels. Scout fields and apply again if populations rebuild to potentially damaging levels. Make application at the higher rate within the listed rate range for heavy infestations. Use sufficient water volume to ensure thorough coverage of foliage.

Restrictions:

- Do not apply more than a total of 12 oz. (0.188 lb. a.i.) of **Sharda Thiamethoxam 25% WDG** per acre per year.
- Do not apply more than 3 applications at 4 oz. per acre, 4 applications at 3 oz. per acre and 8 applications at 1.8 oz. per acre per year.
- Pre-harvest Interval (PHI): 7 days
- Minimum Interval Between Applications: 14 days
- Do not use less than 10 GPA for ground applications or 5 GPA for aerial applications.



Refer to **Pollinator Precautions** and **RESISTANCE MANAGEMENT** sections.

Pome Fruit

Crop	Pest	Rate per Acre per Application (Oz.)	Application Directions
Apples, Crabapples, Loquat, Mayhaw, and Quince	Pre-bloom: Apple Aphid Apple Grain Aphid Green Peach Aphid Leafminers Mullein Bug (<i>Campylomma</i> spp.) Rosy Apple Aphid	4.5	Make application prior to pests reaching damaging levels. Rosy Apple Aphid: Make application when aphid colonies are first observed at the green tip through pink growth stage before leaf curling occurs. Leafminers: Make application when eggs are being deposited.
	Post-bloom: Leafhoppers	2 - 2.75	Make application prior to pests reaching damaging levels. Scout fields and apply again if populations rebuild to potentially damaging levels. Make application at the higher rate within the listed rate range for heavy infestations.
	Post-bloom: Apple Aphid Apple Grain Aphid European Apple Sawfly Green Peach Aphid Leafminers Plum Curculio	4.5 - 5.5	Make application prior to pests reaching damaging levels. Make application at the higher rate within the listed rate range for heavy infestations. Leafminers: To control first generation populations, apply immediately following petal fall. For control of second and third generations, apply to coincide with egg deposition. Make application at the higher rate within the listed rate range for heavy infestations. Plum Curculio: Apply immediately following petal fall. Additional treatments of a different insecticide may be necessary if pest pressure continues.
Pear and Oriental Pear (<i>Pyrus pyrifolia</i>)	Pre-bloom: Pear Psylla	5.5	Make application prior to pests reaching damaging levels.
	Pre-bloom: Apple Aphid	4.5 - 5.5	Make application prior to pests reaching damaging levels. Make application at the higher rate within the listed rate range for heavy infestations.
	Post-bloom: Pear Psylla	5.5	Make application prior to pests reaching damaging levels.
	Post-bloom: Apple Aphid Comstock Mealybug Plum Curculio	4.5 - 5.5	Make application prior to pests reaching damaging levels. Make application at the higher rate within the listed rate range for heavy infestations. Comstock Mealybug: Apply immediately following petal fall to control first generation crawlers.

		Plum Curculio: Apply immediately following petal fall. Make application at the higher rate within the listed rate range for heavy infestations. Additional treatments of a different insecticide may be necessary if pest pressure continues.
	Leafhoppers	2 - 2.75 Make application prior to pests reach damaging levels. Scout fields and apply again if populations rebuild to potentially damaging levels. Make application at the higher rate within the listed rate range for heavy infestations.

Restrictions:

- Do not apply more than a total of 16.5 oz. (0.258 lb. a.i.) of **Sharda Thiamethoxam 25% WDG** per acre per year.
- New York State: Do not apply more than a total of 0.172 lb. a.i. of thiamethoxam-containing products per acre per growing season on Pome Fruit.
- Pre-Harvest Interval (PHI): 35 day - Use rates exceeding 2.75 oz. per acre may not be applied closer than 35 days before harvest. 14 day - Application rates equal to or less than 2.75 oz. per acre may be applied up to 14 days before harvest.
- Minimum Interval Between Applications: 10 days
- Do not apply by air.
- Use a minimum of 50 GPA applied with ground equipment to ensure thorough coverage of foliage.



Refer to **Pollinator Precautions** and **RESISTANCE MANAGEMENT** sections.

Root Vegetables Subgroup (Except Sugarbeets)

Crop	Pest	Rate per Acre per Application (Oz.)
Radish	Aphids	1.5 - 3
	Flea Beetles	
	Leafhoppers	3 - 4
	Whiteflies	
Carrot, Celeriac, Chicory, Edible burdock, Garden beet, Ginseng, Horseradish, Oriental radish, Parsnip, Rutabaga, Salsify (black and Spanish), Skirret, Turnip, Turnip Rooted Chervil, and Turnip Rooted Parsley	Aphids	1.5 - 3
	Flea Beetles	
	Leafhoppers	3 - 4
	Whiteflies	

Make application prior to pests reaching damaging levels. Scout fields and apply again if populations rebuild to potentially damaging levels. Make application at the higher rate within the listed rate range for heavy infestations. Use sufficient water volume to ensure thorough coverage of foliage.

Restrictions:

- **Radish** - Do not apply more than a total of 4 oz. (0.063 lb. a.i.) of **Sharda Thiamethoxam 25% WDG** per acre per year.
- **Other Root Vegetables** - Do not apply more than a total of 8 oz. (0.125 lb. a.i.) of **Sharda Thiamethoxam 25% WDG** per acre per year.
- Pre-Harvest Interval (PHI): 7 days
- Minimum Interval Between Applications: 7 days
- Do not use less than 10 GPA for ground applications or 5 GPA for aerial applications.



Refer to **Pollinator Precautions** and **RESISTANCE MANAGEMENT** sections.

Stone Fruit

Crop	Pest	Rate per Acre per Application (Oz.)
Apricot, Cherry (sweet and tart), Chickasaw plum, Damson plum, Japanese plum, Nectarine, Peach, Plum, Plumcot, and Prune (fresh)	Aphids	3 - 4
	Leafhoppers	2 - 2.75
	Cherry Fruit Fly	4.5 - 5.5
	Plum Curculio	
	Stink Bugs	
	Tarnished Plant Bug	
Thrips		

Make application prior to pests reaching damaging levels. Scout fields and treat again if populations rebuild to potentially damaging levels. Make application at the higher rate within the listed rate range for heavy infestations. Use sufficient water volume to ensure thorough coverage of foliage.

Restrictions:

- Do not apply more than a total of 11 oz. (0.172 lb. a.i.) of **Sharda Thiamethoxam 25% WDG** per acre per year.
- Do not apply more than 2 applications at 5.5 oz. per acre per year.
- Pre-Harvest Interval (PHI): 14 days
- Minimum Interval Between Applications: 7 days
- Do not use less than 50 GPA for ground applications.

- Do not apply by air.



Refer to **Pollinator Precautions** and **RESISTANCE MANAGEMENT** sections.

Tobacco

Pest	Rate per Acre per Application (Oz.)
Aphids Flea Beetles Japanese Beetles	2 - 3

Make application prior to pests reaching damaging levels. Make application at the higher rate within the listed rate range for heavy infestations. Use sufficient water volume to ensure thorough coverage of foliage.

Restrictions:

- Do not apply more than a total of 3 oz. (0.047 lb. a.i.) of **Sharda Thiamethoxam 25% WDG** per acre per year.
- Do not apply more than 1 application per acre per year.
- Pre-Harvest Interval: 14 days
- Do not use less than 20 GPA for ground applications.



Refer to **Pollinator Precautions** and **RESISTANCE MANAGEMENT** sections.

Tropical Fruit

Crop	Pest	Rate per Acre per Application (Oz.)
Avocado, Black sapote, Canistel, Mamey sapote, Mango, Papaya, Sapodilla, and Star apple	Aphids Leaf hoppers Mealybugs Sharpshooters Thrips (Foliage Feeding) Whiteflies	4

Make application prior to pests reaching damaging levels. Scout fields and apply again if populations rebuild to potentially damaging levels. Use sufficient water volume to ensure thorough coverage of foliage.

Restrictions:

- Do not apply more than a total of 12 oz. (0.0188 lb. a.i.) of **Sharda Thiamethoxam 25% WDG** per acre per growing season.
- Do not apply more than 3 applications per acre per year.
- Pre-Harvest Interval (PHI): 0 days
- Minimum Interval Between Applications: 7 days
- Do not use less than 50 GPA for ground application.



Refer to **Pollinator Precautions** and **RESISTANCE MANAGEMENT** sections.

Tuberous and Corm Vegetables

Crop	Pest	Rate per Acre per Application (Oz.)
Arracacha, Arrowroot, Canna, Cassava (bitter and sweet), Chayote (root), Chinese artichoke, Chufa, Dasheen, Ginger, Jerusalem artichoke, Leren, Potato, Sweet potato, Tanier, Turmeric, Yams, and Yam bean	Aphids	3
	Colorado Potato Beetle Flea Beetle Potato Leafhoppers	1.5 - 3

Make application prior to pests reaching damaging levels. Scout fields and apply again if populations rebuild to potentially damaging levels. Make application at the higher rate within the listed rate range for heavy infestations. Use sufficient water volume to ensure thorough coverage of foliage.

Restrictions:

- Do not apply more than a total of 6 oz. (0.094 lb. a.i.) of **Sharda Thiamethoxam 25% WDG** per acre per growing season.
- Do not apply more than 2 applications at 3 oz. per acre and 4 applications at 1.5 oz. per acre per year.
- Pre-harvest Interval: 14 days
- Minimum Interval Between Applications: 7 days
- Do not use less than 10 GPA for ground applications or 5 GPA for aerial applications.
- Chemigation: Use from 0.10 - 0.25" of water. (For more details - See application through irrigation systems for potatoes in the **APPLICATION INSTRUCTIONS** section.)



Refer to **Pollinator Precautions** and **RESISTANCE MANAGEMENT** sections.

STORAGE AND DISPOSAL

Do not contaminate water, foodstuffs, feed or seed by storage or disposal.

PESTICIDE STORAGE: Store in a cool, dry place.

PESTICIDE DISPOSAL: Pesticide wastes are toxic. Improper disposal of unused pesticide, spray mixture, or rinse water is a violation of Federal law. If these wastes cannot be used according to label instructions, contact your State Pesticide or Environmental Control Agency, or the Hazardous Waste representative at the nearest EPA Regional Office for guidance in proper disposal methods.

CONTAINER HANDLING

[Nonrefillable Container (50 pounds or less):] Nonrefillable container. Do not reuse or refill this container. Triple rinse container (or equivalent) promptly after emptying. Triple rinse as follows: Empty the remaining contents into application equipment or a mix tank and drain for 10 seconds after the flow begins to drip. Fill the container ¼ full with water and recap. Shake for 10 seconds. Pour rinsate into application equipment or a mix tank or store rinsate for later use or disposal. Drain for 10 seconds after the flow begins to drip. Repeat this procedure two more times. Pressure rinse as follows: Empty the remaining contents into application equipment or a mix tank and continue to drain for 10 seconds after the flow begins to drip. Hold container upside down over application equipment or mix tank or collect rinsate for later use or disposal. Insert pressure rinsing nozzle in the side of the container, and rinse at about 40 PSI for at least 30 seconds. Drain for 10 seconds after the flow begins to drip. Then offer for recycling, if available, or reconditioning, if appropriate, or puncture and dispose of in a sanitary landfill, or by incineration, or by other procedures approved by State and local authorities.

CONTAINER IS NOT SAFE FOR FOOD, FEED, OR DRINKING WATER!

CONDITIONS OF SALE AND LIMITATION OF WARRANTY AND LIABILITY

NOTICE: Read the entire Directions for Use and Conditions of Sale and Limitation of Warranty and Liability before buying or using this product. If the terms are not acceptable, return the product at once, unopened, and the purchase price will be refunded.

The Directions for Use of this product must be followed carefully. It is impossible to eliminate all risks inherently associated with the use of this product. Ineffectiveness or other unintended consequences may result because of such factors as manner of use or application, weather, presence of other materials or other influencing factors in the use of the product, which are beyond the control of Sharda USA LLC or Seller. To the extent consistent with applicable law, all such risks shall be assumed by Buyer and User, and Buyer and User agree to hold Sharda USA LLC and Seller harmless for any claims relating to such factors.

Sharda USA LLC warrants that this product conforms to the chemical description on the label and is reasonably fit for the purposes stated in the Directions for Use, subject to the inherent risks referred to above, when used in accordance with directions under normal use conditions. This warranty does not extend to the use of this product contrary to label instructions, or under conditions not reasonably foreseeable to or beyond the control of Seller or Sharda USA LLC and Buyer and User assume the risk of any such use. To the extent consistent with applicable law, SHARDA USA LLC MAKES NO WARRANTIES OF MERCHANTABILITY OR OF FITNESS FOR A PARTICULAR PURPOSE NOR ANY OTHER EXPRESS OR IMPLIED WARRANTY EXCEPT AS STATED ABOVE.

To the extent consistent with applicable law, neither Sharda USA LLC nor Seller shall be liable for any incidental, consequential or special damages resulting from the use or handling of this product. **TO THE EXTENT CONSISTENT WITH APPLICABLE LAW, THE EXCLUSIVE REMEDY OF THE USER OR BUYER, AND THE EXCLUSIVE LIABILITY OF SHARDA USA LLC AND SELLER FOR ANY AND ALL CLAIMS, LOSSES, INJURIES OR DAMAGES (INCLUDING CLAIMS BASED ON BREACH OF WARRANTY, CONTRACT, NEGLIGENCE, TORT, STRICT LIABILITY OR OTHERWISE) RESULTING FROM THE USE OR HANDLING OF THIS PRODUCT, SHALL BE THE RETURN OF THE PURCHASE PRICE OF THE PRODUCT OR, AT THE ELECTION OF SHARDA USA LLC OR SELLER, THE REPLACEMENT OF THE PRODUCT.**

Sharda USA LLC and Seller offer this product, and Buyer and User accept it, subject to the foregoing Conditions of Sale and Limitation of Warranty and Liability, which may not be modified except by written agreement signed by a duly authorized representative of Sharda USA LLC.

[All trademarks are the property of their respective owners.]