



U.S. ENVIRONMENTAL PROTECTION AGENCY
 Office of Pesticide Programs
 Antimicrobials Division (7510P)
 1200 Pennsylvania Ave., N.W.
 Washington, D.C. 20460

EPA Reg. Number:

74559-12

Date of Issuance:

11/24/21

NOTICE OF PESTICIDE:

Registration
 Reregistration
 (under FIFRA, as amended)

Term of Issuance:

Conditional

Name of Pesticide Product:

OXY 5 Concentrate Disinfectant
 Cleaner

Name and Address of Registrant (include ZIP Code):

Virox Technologies Inc.
 2770 Coventry Road, Oakville
 Ontario, L6H 6R1, Canada

Note: Changes in labeling differing in substance from that accepted in connection with this registration must be submitted to and accepted by the Antimicrobials Division prior to use of the label in commerce. In any correspondence on this product always refer to the above EPA registration number.

On the basis of information furnished by the registrant, the above named pesticide is hereby registered under the Federal Insecticide, Fungicide and Rodenticide Act (FIFRA).

Registration is in no way to be construed as an endorsement or recommendation of this product by the Agency. In order to protect health and the environment, the Administrator, on his motion, may at any time suspend or cancel the registration of a pesticide in accordance with the Act. The acceptance of any name in connection with the registration of a product under this Act is not to be construed as giving the registrant a right to exclusive use of the name or to its use if it has been covered by others.

This product is conditionally registered in accordance with FIFRA section 3(c)(7)(B). You must comply with the following conditions:

1. Submit and/or cite all data required for registration/reregistration/registration review of your product under FIFRA when the Agency requires all registrants of similar products to submit such data.

Signature of Approving Official:

Steven Snyderman, Product Manager 33
 Regulatory Management Branch II
 Antimicrobials Division (7510P)
 Office of Pesticide Programs

Date:

11/24/21

2. You are required to comply with the data requirements described in the DCI or EDSP Order identified below:

- a. Hydrogen Peroxide: GDCI-000595-1127

You must comply with all of the data requirements within the established deadlines. If you have questions about the Generic DCI or EDSP Order listed above, you may contact the Reevaluation Team Leader (Team 36): <http://www2.epa.gov/pesticide-contacts/contacts-office-pesticide-programs-antimicrobial-division>

3. Make the following label changes before you release the product for shipment:
 - Revise the EPA Registration Number to read, “EPA Reg. No. 74559-12.”
4. Submit one copy of the final printed label for the record before you release the product for shipment.


Should you wish to add/retain a reference to the company’s website on your label, then please be aware that the website becomes labeling under FIFRA and is subject to review by the Agency. See FIFRA section 2(p)(2). If the website is false or misleading, the product would be misbranded and unlawful to sell or distribute under FIFRA section 12(a)(1)(E). 40 CFR 156.10(a)(5) lists examples of statements EPA may consider false or misleading. In addition, regardless of whether a website is referenced on your product’s label, claims made on the website may not substantially differ from those claims approved through the registration process, FIFRA section 12(a)(1)(B). Therefore, should the Agency find or if it is brought to our attention that a website contains false or misleading statements or claims substantially differing from the EPA approved registration, the website will be referred to the EPA’s Office of Enforcement and Assurance.

If you fail to satisfy these data requirements, EPA will consider appropriate regulatory action including, among other things, cancellation under FIFRA section 6(e). Your release for shipment of the product constitutes acceptance of these conditions. A stamped copy of the label is enclosed for your records. Please also note that the record for this product currently contains the following CSFs:

- Basic CSF dated July 21, 2021

If you have any questions, please contact Zebora Johnson by phone at (202) 566-0730, or via email at johnson.zebora@epa.gov.

Sincerely,



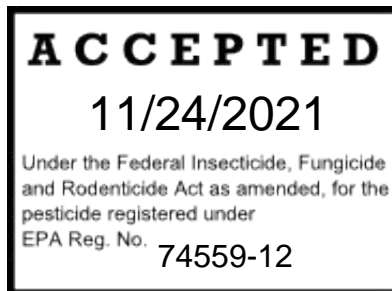
Steven Snyderman, Product Manager 33
Regulatory Management Branch II
Antimicrobials Division (7510P)
Office of Pesticide Programs

{Note to reviewer: Text appearing in [brackets] or (parenthesis) is done to show interchangeable or optional text. Any language which appears between {braces} and is italicized is for administrative purposes only and will NOT appear on final printed label. Variables such as CAPITALIZATION, plurals or singular, bold and italics are optional unless specified in 40 CFR. Listed uses and use sites can be used partially or in their entirety. Underlined text is new. Strike-through text means it has been removed.}

OXY 5 Concentrate Disinfectant Cleaner

{Alternate Brand Names: Peroxigard Plus Concentrate, Rescue Plus, Intervention Plus}

UNDER LICENSE BY DIVERSEY INC.



(ONE-STEP³) DISINFECTANT CLEANER (AND DEODORANT)

(MULTI-SURFACE¹) (ONE-STEP³) (DISINFECTANT) (SANITIZER) (CLEANER) (*VIRUCIDAL) (FUNGICIDAL) (BACTERICIDAL) (TUBERCULOCIDAL) (DEODORIZER) (ODOR COUNTERACTANT) (ODOR NEUTRALIZER) (NON-DULLING TO FLOORS) (FLOOR FINISHES) (CLEANS, DISINFECTS, (&) DEODORIZES³) (with Hydrogen Peroxide) (SANITIZES) (MEETS SURFACE DISINFECTION RECOMMENDATIONS UNDER THE OSHA BLOODBORNE PATHOGEN STANDARD FOR *HBC, *HCV & *HIV-1)

- Multi-Surface¹ Disinfectant Cleaner³
- Cleans, Deodorizes and Brightens in One Step

[Multi-Surface¹] [One-Step³] Disinfectant
One-Step³ Disinfectant [Cleaner] [and] [Deodorizer] [Deodorant]

- For Barn Use
- For Farm Use
- For use in Animal [Health] [Premises] [Settings] [Facilities]
- For use in Animal Research Facilities
- For use in Shelters
- For use in Transportation
- For use in Truck Washing
- For Veterinary¹ Use
- For use in Life Sciences
- For use in [Vivaria] [Vivariums]
- For Laboratory Use
- For use in Animal [Health] [Research] [Premises] [Settings] [Facilities] [Vivarium's] [Life Science] [*insert animal premise use sites from list 3*]

Active Ingredient:	
Hydrogen Peroxide	7.6%
[Inert] [Other] Ingredients	92.4%
Total.....	100.0%

{Note to reviewer: Text appearing in [brackets] or (parenthesis) is done to show interchangeable or optional text. Any language which appears between {braces} and is italicized is for administrative purposes only and will NOT appear on final printed label. Variables such as CAPITALIZATION, plurals or singular, bold and italics are optional unless specified in 40 CFR. Listed uses and use sites can be used partially or in their entirety. Underlined text is new. Strike-through text means it has been removed.}

DANGER

KEEP OUT OF REACH OF CHILDREN

[Spanish Worker Protection Statement]

Si no puede leer en inglés, pregunte a su supervisor sobre las instrucciones de uso apropiadas antes de trabajar con este producto. [If you cannot read English, ask your supervisor to explain the appropriate directions for use before working with this product]

See [additional] precautionary statements on [back] [left] [right] [panel] [of] label. *{Note to Reviewer: In accordance with 40 CFR 156.68(d), all first aid statements, as prescribed, will appear on the front panel of the product label.}*

EPA Reg. No. 74559-XX
EPA Est. No. [insert EPA Est. No.]

Net Contents: [insert package contents]
USA Patent #: [For relevant patents, visit Virox.com/patents]
[Manufactured in: {insert country}]
[Country of Origin: {insert country}]

Manufactured [By] [For]:
Virox Technologies Inc.
2770 Coventry Road
Oakville, ON, L6H 6R1
(1-800) 387-7578

[Accelerated Hydrogen Peroxide®] [and] [AHP®] and design [is] [are] [registered] [trademark[s]] of Diversey [used under license].

[See reference sheet [enclosed in each case] for [a complete list of pathogenic organisms] [additional features [and] claims] [directions for use] [claimed for this product] [or product name].]

{Note to Reviewer: Due to space constraints, the container label may not include all of the organism claims and marketing claims approved on the Master Label. Therefore, a separate reference sheet containing additional organism claims and marketing claims is added at the end under title "Reference Sheet". This reference sheet may be inserted into the shipping case and/or distributed separately or be available at the point of sale. When a separate reference sheet is used, it will either include the use direction, precautions, etc. or contain the instructions to the user to see the product/container label for use directions, precautions, etc.}

[User should] read S.D.S. before using product
[S.D.S. is available online on www.virox.com {insert S.D.S. Ref No}]

{Warranty}

{Note to Reviewer: The warranty statement below will appear on select products}

“WARRANTY: Seller warrants that this product conforms to its chemical description and is reasonably fit for the purposes stated on the label when used in accordance with label directions under normal conditions of use, but to the extent consistent with applicable law, neither this warranty nor any other warranty of MERCHANTABILITY OR FITNESS FOR A PARTICULAR PURPOSE, expressed or implied, extends to the use of this product contrary to label instructions, or under abnormal conditions, or under conditions not reasonably foreseeable to Seller, and Buyer assumes the risk of any such use.”

{Note to reviewer: Text appearing in [brackets] or (parenthesis) is done to show interchangeable or optional text. Any language which appears between {braces} and is italicized is for administrative purposes only and will NOT appear on final printed label. Variables such as CAPITALIZATION, plurals or singular, bold and italics are optional unless specified in 40 CFR. Listed uses and use sites can be used partially or in their entirety. Underlined text is new. Strike-through text means it has been removed.}

{Features, Claims and Uses}

{Notes to Reviewer: The notice to user statement below will appear on selected products}

"Notice to user: This product [*or product name*] may not be suitable for all items and surfaces. [Prolonged exposure to copper, brass, ferrous metals such as galvanized iron and some coatings should be avoided.] [Only approved dilution and dispensing equipment should be used when diluting this product [*or product name*].] If you are uncertain of material or composition of your item, confirm with the manufacturer before proceeding [*or visit the Compatibility section on www.virox.com for a listing of compatible materials*]."

{Precautionary Statements}

Precautionary Statements

Hazard to Humans [and Domestic Animals]

DANGER: Corrosive, causes irreversible eye damage. Do not get in eyes or on clothing. Harmful if swallowed. Harmful if inhaled. Avoid contact with skin or clothing and breathing vapor from the [undiluted] concentrate product. Prolonged or frequently repeated skin contact may cause allergic reactions in some individuals.

Wear goggles [*or face shield*] and chemical resistant gloves. Wash thoroughly with soap and water after handling and before eating, drinking, chewing gum, using tobacco or using the toilet. Remove and wash contaminated clothing before reuse. [After product is diluted in accordance with the directions for use, chemical resistant gloves and goggles or face shield are not required.]

First Aid:

If in eyes: Hold eye open and rinse slowly and gently with water for 15-20 minutes. Remove contact lenses, if present, after the first 5 minutes, then continue rinsing. Call a poison control center or doctor for treatment advice. [If the product, diluted in accordance with the directions for use, gets in eyes, no specific first aid measures are required.]

If swallowed: Call a poison control center or doctor immediately for treatment advice. Have person sip a glass of water if able to swallow. Do not induce vomiting unless told to by a poison control center or doctor. Do not give anything to an unconscious person. [If the product, diluted in accordance with the directions for use, is swallowed, no specific first aid measures are required.]

If on skin: Take off contaminated clothing. Rinse skin immediately with plenty of water for 15-20 minutes. Call a poison control center or doctor for treatment advice. [If the product, diluted in accordance with the directions for use, gets on skin, no specific first aid measures are required.]

If inhaled: Move person to fresh air. Call a poison control center or doctor for treatment advice.

Note to Physician: Probable mucosal damage may contraindicate the use of gastric lavage.

[In case of emergency, call a poison control center or doctor for treatment advice.] [Have the product container or label with you when calling a Poison Control Center or doctor or going in for treatment.]

{Note to reviewer: Text appearing in [brackets] or (parenthesis) is done to show interchangeable or optional text. Any language which appears between {braces} and is italicized is for administrative purposes only and will NOT appear on final printed label. Variables such as CAPITALIZATION, plurals or singular, bold and italics are optional unless specified in 40 CFR. Listed uses and use sites can be used partially or in their entirety. Underlined text is new. Strike-through text means it has been removed.}

{Claims against Emerging Viral Pathogens}

This product qualifies for emerging viral pathogen claims per the EPA's 'Guidance to Registrants: Process for Making Claims Against Emerging Viral Pathogens not on EPA-Registered Disinfectant Labels' when used in accordance with the appropriate use directions indicated below.

This product meets the criteria to make claims against certain emerging viral pathogens from the following viral categories:

- *Enveloped viruses*
- *Large, non-enveloped viruses*
- *Small, non-enveloped viruses*

<i>For an emerging viral pathogen that is a/an...</i>	<i>...follow the directions for use for the following organisms on the label:</i>
<i>Enveloped virus</i>	<i>Canine Parvovirus 5 minute contact time for spray application at 1:64 dilution {Note to reviewer: if Canine Parvovirus is not claimed on product label Poliovirus will be used instead} Poliovirus Type 1 (Strain Chat) 3-minute contact time for spray application at 1:64 dilution; 5-minute contact time for immersion at 1:64 dilution</i>
<i>Large, non-enveloped virus</i>	<i>Canine Parvovirus 5 minute contact time for spray application at 1:64 dilution {Note to reviewer: if Canine Parvovirus is not claimed on product label Poliovirus will be used instead} Poliovirus Type 1 (Strain Chat) 3-minute contact time for spray application at 1:64 dilution; 5-minute contact time for immersion at 1:64 dilution</i>
<i>Small, non-enveloped virus</i>	<i>Canine Parvovirus 5 minute contact time for spray application at 1:64 dilution {Note to reviewer: if Canine Parvovirus is not claimed on product label Poliovirus or Feline Calicivirus will be used instead} Poliovirus Type 1 (Strain Chat) or Feline Calicivirus 3-minute contact time for spray application at 1:64 dilution; 5-minute contact time for immersion at 1:64 dilution</i>

The statements shall be made only through the following communications outlets: technical literature distributed exclusively to health care facilities, physicians, nurses and public health officials, "1-800" consumer information services, social media sites and company websites (non-label related). These statements shall not appear on marketed (final print) product labels.

Acceptable claim language:

[Product name -or- this product] has demonstrated effectiveness against viruses similar to [name of emerging virus] on hard non-porous surfaces. Therefore, [product name-or- this product] can be used against [name of emerging virus] when used in accordance with the directions for use against [insert supporting virus(es)] on hard, non-porous surfaces. Refer to the [CDC or OIE] website at [pathogen-specific website address] for additional information.

{or}

[Name of illness/outbreak] is caused by [name of emerging virus]. [Product name -or- this product] kills similar viruses and therefore can be used against [name of emerging virus] when used in accordance with the directions for use against [insert supporting virus(es)] on hard, non-porous surfaces. Refer to the [CDC or OIE] website at [website address] for additional information.

{Note to reviewer: Text appearing in [brackets] or (parenthesis) is done to show interchangeable or optional text. Any language which appears between {braces} and is italicized is for administrative purposes only and will NOT appear on final printed label. Variables such as CAPITALIZATION, plurals or singular, bold and italics are optional unless specified in 40 CFR. Listed uses and use sites can be used partially or in their entirety. Underlined text is new. Strike-through text means it has been removed.}

{Organism Claims}

{[When used as directed, this product is effective against a wide variety of pathogenic microorganisms [including bacteria, *viruses³ and fungi³] at a 1:64 dilution [2 fl. oz. of product per gallon of water] [in the presence of 200 ppm hard water] and a 3-minute contact time, unless otherwise noted, this product [kills] [is effective against] the following on hard non-porous inanimate surfaces:]

(See reference sheet (enclosed in each case) for a complete list of organisms.)

{Table 1: Bactericidal Claims}

(This product [or product name] is bactericidal at a 1:64 dilution [2 fl. oz. of product per gallon of water] [in the presence of 200 ppm hard water] and a 3-minute contact time, unless otherwise noted:)

(This product [or product name] is bactericidal at a 1:128 dilution [1 fl. oz. of product per gallon of water] [in the presence of 200 ppm hard water] and a 10-minute contact time, unless otherwise noted:)

[Bacteria] [Bactericidal] (Activity): (3 minutes at 1:64), (10 minutes at [1:128])	Dilution	Contact Time
<i>Bordetella bronchiseptica</i> (ATCC 10580)	1:64	3 minutes ⁵
	1:128	10 minutes ⁵
<i>Campylobacter jejuni</i> (ATCC 29428)	1:128	10 minutes ⁵
<i>Corynebacterium bovis</i> (ATCC 7715)	1:64	3 minutes ⁵
<i>Enterococcus faecium</i> (ATCC 51559)	1:64	3 minutes ⁵
New Delhi metallo-beta-lactamase 1 [NDM-1] producing <i>Escherichia coli</i> (CDC 1001728)	1:64	3 minutes ⁵
<i>Helicobacter hepaticus</i> (ATCC 51449)	1:64	3 minutes ⁵
<i>Klebsiella pneumoniae</i> (ATCC 4352)	1:64	3 minutes ⁵
Carbapenem Resistant <i>Klebsiella pneumoniae</i> (ATCC BAA-1705)	1:64	3 minutes ⁵
<i>Mycoplasma orale</i> (ATCC 15539)	1:128	10 minutes ⁵
<i>Pasteurella multocida</i> (ATCC 12947)	1:64	3 minutes ⁵
^[7] <i>Pseudomonas aeruginosa</i> (ATCC 15442)	1:64	3 minutes ⁵
	1:128	10 minutes ⁵
	1:64	5 minutes ¹¹
<i>Salmonella enterica</i> (ATCC 10708)	1:64	3 minutes ⁵
	1:128	10 minutes ⁵
	1:64	5 minutes ¹¹
<i>Shigella dysenteriae</i> (ATCC 11835)	1:64	3 minutes ⁵
<i>Staphylococcus aureus</i> (ATCC 6538)	1:64	3 minutes ⁵
	1:128	10 minutes ⁵
	1:64	5 minutes ¹¹
Methicillin Resistant <i>Staphylococcus aureus</i> [MRSA] (ATCC 33592)	1:64	3 minutes ⁵
Methicillin Resistant <i>Staphylococcus epidermidis</i> [MRSE] (ATCC 51625)	1:64	3 minutes ⁵
Penicillin Resistant <i>Staphylococcus pneumoniae</i> [PRSP] (ATCC 700677)	1:64	3 minutes ⁵
<i>Streptococcus pyogenes</i> (ATCC 19615)	1:64	3 minutes ⁵

{Table 2: Virucidal Claims}

(This product [or product name] is *virucidal at a 1:64 dilution [2 fl. oz. of product per gallon of water] [in the presence of 200 ppm hard water] and a 3-minute contact time, unless otherwise noted:)

(This product [or product name] is *virucidal at a 1:128 dilution [1 fl. oz. of product per gallon of water] [in the presence of 200 ppm hard water] and a 5-minute contact time, unless otherwise noted:)

{Note to reviewer: Text appearing in [brackets] or (parenthesis) is done to show interchangeable or optional text. Any language which appears between {braces} and is italicized is for administrative purposes only and will NOT appear on final printed label. Variables such as CAPITALIZATION, plurals or singular, bold and italics are optional unless specified in 40 CFR. Listed uses and use sites can be used partially or in their entirety. Underlined text is new. Strike-through text means it has been removed.}

[*Viruses] [*Virucidal] (Activity): (3 minutes at 1:64) (5 minutes at 1:128)	Dilution	Contact Time
Adenovirus type 8 [Strain Trim] (ATCC VR-1368)	1:64	3 minutes ⁵
	1:64	5 minutes ¹¹
Avian Influenza A [H3N2] virus (ATCC VR-2072)	1:64	3 minutes ⁵
Avian Reovirus (strain: CAM, source: Charles River Laboratories)	1:128	5 minutes ⁵
Canine Adenovirus (ATCC VR-800)	1:64	3 minutes ⁵
Canine Parvovirus (ATCC VR-2017)	1:64	5 minutes ⁵
	1:128	10 minutes ⁵
Feline Calicivirus (ATCC VR-782)	1:64	3 minutes ⁵
	1:64	5 minutes ¹¹
Feline Infectious Peritonitis Virus [FIPV] (ATCC VR-2202) (strain FIPV-1146, P100)	1:64	3 minutes ⁵
Human Immunodeficiency Virus type 1 [HIV-1]	1:64	3 minutes ⁵
Minute Virus of Mice [Mouse Parvovirus] (ATCC VR-1346) (strain prototype (p))	1:64	5 minutes ⁵
Murine [Mouse] Hepatitis Virus (MHV-S LOG #3239/17 strain, ATCC VR-766)	1:128	5 minutes ⁵
Murine Norovirus (Strain S99)	1:64	3 minutes ⁵
Norovirus [Feline Calicivirus as the surrogate] (ATCC VR-782)	1:64	3 minutes ⁵
	1:64	5 minutes ¹¹
Poliovirus type 1 [Strain Chat] (ATCC VR-1562)	1:64	3 minutes ⁵
	1:64	5 minutes ¹¹
Rotavirus [Strain WA] (ATCC VR-2018)	1:64	3 minutes ⁵
	1:64	5 minutes ¹¹

{Table 3: Fungicidal Claims}

(This product [or product name] is fungicidal at a 1:64 dilution [2 fl. oz. of product per gallon of water] [in the presence of 200 ppm hard water] and a 3-minute contact time, unless otherwise noted:)

[Fungi] [Fungicidal] (Activity): (3 minutes at 1:64) (5 minutes at 1:64)	Dilution	Contact Time
<i>Trichophyton Interdigitale</i> (ATCC 9533)	1:64	3 minutes ⁵
	1:64	5 minutes ¹¹
<i>Microsporum canis</i> (ATCC 10214)	1:64	3 minutes ⁵

{Table 4: Tuberculocidal Claims}

(This product [or product name] is tuberculocidal at a 1:64 dilution [2 fl. oz. of product per gallon of water] [in the presence of 200 ppm hard water] and a 10-minute contact time)

[Tuberculocidal] (Activity): (10 minutes at 1:64) (at 21.9 °C)	Dilution	Contact Time
<i>Mycobacterium bovis</i> (BCG) (ATCC 35743)	1:64	10 minutes ⁵

{Table 5: Non-Food Contact Sanitization Claims}

(This product [or product name] sanitizes non-food contact surfaces at a 1:64 dilution [2 fl. oz. of product per gallon of water] [in the presence of 200 ppm hard water] and a 30 second contact time)

[Sanitizing] [Non-Food Contact [Surface] Sanitizer]: (30 seconds at 1:64)	Dilution	Contact Time
<i>Klebsiella aerogenes</i> (ATCC 13048)	1:64	30 seconds ⁵
<i>Staphylococcus aureus</i> (ATCC 6538)	1:64	30 seconds ⁵

{Note to reviewer: Text appearing in [brackets] or (parenthesis) is done to show interchangeable or optional text. Any language which appears between {braces} and is italicized is for administrative purposes only and will NOT appear on final printed label. Variables such as CAPITALIZATION, plurals or singular, bold and italics are optional unless specified in 40 CFR. Listed uses and use sites can be used partially or in their entirety. Underlined text is new. Strike-through text means it has been removed.}

Malodor(s) (Activity) (Odor) (Counteractancy)

Reduces [eliminates 99.9% of] [destroys] odor-causing bacteria and odors on hard, non-porous surfaces in [insert animal premise use sites from list 3, Life Science Surfaces and Equipment use sites from list 4 or food handling/storage establishment premises and equipment use sites from list 5] (and other places where bacterial growth can cause malodors), (when used as directed) at a 1:64 dilution (2 fl. oz. of product per gallon of water), in the presence of 200 ppm hard water and a 3-minute contact time.

Bactericidal Stability of Use Solution: [Tests show] this product [or product name] [as a disinfectant], when diluted at 1:64 dilution (2 oz. of product per gallon of water) [in the presence of 200 ppm hard water, 5% serum load], remains effective against *Staphylococcus aureus*, *Salmonella enterica* and *Pseudomonas aeruginosa* for up to (30) (45) (90) (150) days in storage as long as the bottle remains sealed. If the use solution becomes visibly dirty or contaminated, it must be discarded and a fresh product prepared. Always use clean, dry containers when diluting this product. Treated surfaces must remain wet for 3 minutes⁵.

{Fragrance Claims}:

- Fragrance free [formula] {This text will appear on the label with the non-fragranced CSFs}
- [The] smell of clean [is no smell [at all]]
- Unscented {This text will appear on the label with the non-fragranced CSFs}

{Animal [Health] [Research] [Premises] [Settings] [Facilities] [Vivarium's] [life Sciences] [insert animal premise use sites from list 3]} Marketing Claims}:

- [Effective] Fungicide
- [Multi-surface] [Bactericidal] [*Virucidal] [Fungicidal] [Sanitizer] [Disinfectant] [activity]
- Cleans, deodorizes and removes soils
- Cleans, disinfects and deodorizes³
- Deodorizes
- Designed specifically to [effectively] eliminate odors caused by mold and mildew
- Destroys bacteria, fungi, *viruses on hard non-porous surfaces found in [swine], [poultry], [dairy], [equine] [farms] and [animal holding and research facilities]
- Disinfect in one step³
- Dual action formulation providing broad spectrum activity against; *viruses, bacteria, fungi
- Effective odor control
- For Indoor and Outdoor Use
- Hydrogen Peroxide (based) disinfectant
- Ideal product for use in LEED Certified buildings
- Intense cleaning action
- Long shelf life: 2 years undiluted [150 days once (5 months) once diluted (at 1:64)]
- Mold & Mildew stain remover
- Mold [Mildew] stain remover [cleaner]
- Neutralizes [musty odors] [tough odors from smoke]
- Non-tinting, leaves no unsightly residues
- Odor Control
- Powerful odor control [odor neutralizer] [deodorizer] [odor-counteractant] formula [on hard non-porous surfaces]
- Pseudomonacidal⁷ Unless otherwise noted [in claims section] [and] [use directions]]
- Removes (lipids) (fats) (proteins)
- Safe¹³ for most hard surfaces, [no bleach (or chlorine) stains]
- Safe¹³ to use on floors, equipment, cages and kennels, when used as directed
- Step-saving, Labor-saving, Time-saving, Cost-saving formula
- This product cleans, deodorizes, and controls the growth of odor-causing bacteria
- This product inhibits bacteria on surfaces and deodorizes by killing microorganisms that cause offensive odors.
- This product inhibits the growth odor-causing bacteria and fungi on treated items and surfaces, such as construction materials¹³
- This product inhibits the odors caused by mold and mildew when used as directed
- This product may be used as a cleaner and deodorizer or for water/flood clean up, sewage backflow cleaning, and trauma scene cleaning
- To be used in disinfecting hard, non-porous non-food [contact] surfaces and non-critical equipment
- Tough on germs

{Note to reviewer: Text appearing in [brackets] or (parenthesis) is done to show interchangeable or optional text. Any language which appears between {braces} and is italicized is for administrative purposes only and will NOT appear on final printed label. Variables such as CAPITALIZATION, plurals or singular, bold and italics are optional unless specified in 40 CFR. Listed uses and use sites can be used partially or in their entirety. Underlined text is new. Strike-through text means it has been removed.}

- Versatile, Fast-acting⁴, Convenient formula

[Features, Claims & Uses]

[For use in Animal [Health] [Research] [Premises] [Settings] [Facilities] [Vivariums] [*insert animal premise use sites from list 3*]]

[This product cleans by removing [*insert soils from list 1*] and other common soils found in [*insert animal premise use sites from list 3*]]. [It also reduces odor causing bacteria leaving surfaces smelling clean and fresh.]

This product [cleans], [disinfects] [and] [deodorizes] hard, non-porous [environmental] surfaces [and equipment] in one step³. [Its non-abrasive formula is designed for use on hard, non-porous surfaces [and equipment] ‘[such as]: [*insert surface materials from list 2*] [*insert Life Science Surfaces and Equipment from list 4*].] found in [*insert animal premises use sites from list 3*].

{and/or}

This product is a one-step³ germicidal (disinfectant) cleaner [and deodorant] (odor-counteractant) (odor neutralizer) designed for [general] [cleaning], (and) disinfection (on) (of) hard, non-porous [environmental] surfaces [and equipment] [found in] [*insert animal premise use sites from list 3*]. [It cleans quickly by removing [*insert soils from list 1*] and other common soils found in animal life science laboratories.

{and/or}

It is designed for use on (the following) hard, non-porous [environmental] (inanimate) surfaces [*insert surface material from list 2*] [and] [*insert Life Science Surfaces and Equipment from list 4*] [– or any hard, non-porous washable (non-food contact) surface where disinfection is required.] [This product’s non-dulling formula eliminates the time and labor normally required for rinsing.]

Directions for Use

It is a violation of Federal Law to use this product in a manner inconsistent with its labeling.

A potable water rinse is required for food contact surfaces. [For all others, no rinsing is required].

Modes of Application: This product can be applied by [mop], [sponge], [cloth], [[coarse] [trigger] [sprayer] [or] [auto-scrubber]. Change [cloth], [sponges] [or] [towels] [frequently] [to avoid redistribution of soil].

{Note to reviewer: Text appearing in [brackets] or (parenthesis) is done to show interchangeable or optional text. Any language which appears between {braces} and is italicized is for administrative purposes only and will NOT appear on final printed label. Variables such as CAPITALIZATION, plurals or singular, bold and italics are optional unless specified in 40 CFR. Listed uses and use sites can be used partially or in their entirety. Underlined text is new. Strike-through text means it has been removed.}

{General Antimicrobial Uses}

⁵For Use as a [Daily] [Bactericide] [Fungicide] [and] [*Virucide] [Tuberculocide] [One-Step] [Cleaner/]

Disinfectant: Dilute at 2 fl. oz. of product per gallon of water (1:64)

1. Pre-clean visibly soiled areas.
2. Spray [6-8 inches from] hard, non-porous surface[s] until thoroughly wet.
3. Allow surface[s] to remain visibly wet for 3 minutes⁶. [and 10 minutes for tuberculocidal efficacy.]
4. [Allow to air dry]. [Let air dry]. [Wipe surfaces dry] [or rinse]. [If streaking is observed, wipe with a clean, damp [cloth or] [microfiber cloth or] [paper towel]].

⁵For Use as a [Daily] [Bactericide], [*Virucide] [One-Step] [Cleaner/] Disinfectant: Dilute at 1 fl. oz. of product per gallon of water (1:128)

1. Pre-clean visibly soiled areas.
2. Spray [6-8 inches from] hard, non-porous surface[s] until thoroughly wet.
3. Allow surface[s] to remain visibly wet for 10 minutes.
4. [Allow to air dry]. [Let air dry]. [Wipe surfaces dry [or rinse]]. [If streaking is observed, wipe with a clean, damp [cloth or] [microfiber cloth or] [paper towel]].

⁵For Use as a *Virucide: Dilute at 1 fl. oz. of product per gallon of water (1:128).

1. Pre-clean visibly soiled areas.
2. Spray [6-8 inches from] hard, non-porous surface[s] until thoroughly wet.
3. Allow surface[s] to remain visibly wet for 5 minutes⁶.
4. [Allow to air dry]. [Let air dry]. [Wipe surfaces dry [or rinse]]. [If streaking is observed, wipe with a clean, damp [cloth or] [microfiber cloth or] [paper towel]].

⁵For Use [as a] [Bactericide], [Fungicide] [and] [*Virucide] with [a][an] [Mechanical Sprayer] [Pressure Sprayer]:

Dilute at 2 fl. oz. of product per gallon of water (1:64) [and fill tank.]

1. Pre-clean visibly soiled areas.
2. Spray [6-8 inches from] hard, non-porous surface[s] until thoroughly wet.
3. Allow surface[s] to remain visibly wet for 3 minutes [for] [bactericidal], [fungicidal] [and] [*virucidal efficacy⁶]. [Allow 10 minutes for tuberculocidal efficacy].
4. [Allow to air dry]. [Let air dry]. [Wipe surfaces dry [or rinse]]. [If streaking is observed, wipe with a clean, damp [cloth or] [microfiber cloth or] [paper towel]].

⁵To Sanitize Non-Food Contact Surfaces: Dilute at 2 fl. oz. of product per gallon of water (1:64).

1. Pre-clean visibly soiled areas.
2. Spray [use] solution [6-8 inches from] [on] hard, non-porous surface[s] until thoroughly wet.
3. Allow surface[s] to remain visibly wet for 30 seconds.
4. [Allow to air dry]. [Let air dry]. [Wipe surfaces dry [or rinse]]. [If streaking is observed, wipe with a clean, damp [cloth or] [microfiber cloth or] [paper towel]]. [Not for use on food contact surfaces or on food preparation areas.]

¹¹For use as a disinfectant on pre-cleaned non-critical medical devices⁸, instruments and implements: Dilute at 2 fl. oz. of product per gallon of water (1:64).

1. Instrument must be thoroughly cleaned to remove excess organic debris, rinsed and dried.
2. Thoroughly clean and rinse lumens of hollow instruments.
3. [Using either a tray or an ultrasonic unit,] immerse instrument in [diluted] [use] solution for 5 minutes [at room temperature], (10 minutes for tuberculocidal efficacy).
4. Remove and rinse instruments.
5. Wipe dry prior to use.
6. Discard solution after each use or when visibly [dirty] [soiled].

For Use as a [General] Cleaner/[Degreaser]:

Dilute at 0.5 fl. oz. of product per gallon of water (1:256).

1. Apply [use] solution on [to] surface[s] [until thoroughly wet].
2. Wipe surfaces [and let air dry].

{Note to reviewer: Text appearing in [brackets] or (parenthesis) is done to show interchangeable or optional text. Any language which appears between {braces} and is italicized is for administrative purposes only and will NOT appear on final printed label. Variables such as CAPITALIZATION, plurals or singular, bold and italics are optional unless specified in 40 CFR. Listed uses and use sites can be used partially or in their entirety. Underlined text is new. Strike-through text means it has been removed.}

For Use as a Deodorizer:

Dilute at 0.5 fl. oz. of product per gallon of water (1:256).

1. Apply [use] solution on [to] surface[s] [until thoroughly wet].
2. [Wipe surface]. [Allow to air dry]. [Let air dry]. [Reapply as necessary]

[Allergen Destruction]

To [clean and] destroy specified allergens: [Set trigger to spray.] Spray, wait 3 minutes, and wipe excess. [Rinse.] Allow to air dry. [If streaking is observed, wipe with a clean, damp [cloth or] paper towel.]

Allergens:

- Cockroach matter [particles]
- Dust mite matter [particles]
- [Pet] [dog or cat] dander

{Animal [Health] [Research] [Premises] [Settings] [Facilities] [Vivarium's] Uses}

⁵For Use as a [Daily] [One-Step] [Bactericide] [Fungicide] [and] [*Virucide] [Tuberculocide] [Cleaner/]

Disinfectant: Dilute at 2 fl. oz. of product per gallon of water (1:64)

1. Pre-clean visibly soiled areas.
2. Spray [6-8 inches from] hard, non-porous surface[s] until thoroughly wet.
3. Allow surface[s] to remain visibly wet for 3 minutes⁶. [10 minutes for tuberculocidal efficacy.]
4. [Allow to air dry]. [Let air dry]. [Wipe surfaces dry] [or rinse]. [If streaking is observed, wipe with a clean, damp [cloth or] [microfiber cloth or] [paper towel]].

⁵For use as a Tuberculocide: Dilute at 2 fl. oz. of product per gallon of water (1:64).

1. Pre-clean visibly soiled areas.
2. Spray [6-8 inches from] hard, non-porous surface[s] until thoroughly wet.
3. Allow surfaces to remain visibly wet for 10 minutes.
4. [Allow to air dry] [Let air dry]. [Wipe surfaces dry [or rinse]]. [If streaking is observed, wipe with a clean, damp [cloth or] [microfiber cloth or] [paper towel]].

¹¹For use as a [Instructions for use as a] boot dip: Dilute at 2 fl. oz. of product per gallon of water (1:64).

1. [Using a [stiff] [bristled] [hand] brush [or] [scraper]], remove organic matter from the boot [or shoe]. [Pay particular attention to the sole].
2. Place boot [or] [shoe] into the boot dip and scrub hard, non-porous surfaces using a (soft) (hand) brush making sure that the boot is washed thoroughly with the product [*or product name*] and paying particular attention to the sole. Allow the boot [or] [shoe] to remain visibly wet for 5 minutes [for] [bactericidal], [fungicidal,] [and] [*virucidal efficacy].
3. Replace disinfectant solution [*or product name*] once soiled or daily.

⁵For use as a [Instructions for use as a] boot spray: Dilute 2 fl. oz. of product per gallon of water (1:64).

1. [Using a [stiff] [bristled] [hand] brush [or] [scraper], remove organic matter from the boot [or] [shoe]. [Pay particular attention to the sole].
2. Spray [6-8 inches from] hard non-porous surfaces of the boot [or] [shoe] [with the product [*or product name*]] and scrub using a (soft) (hand) brush making sure that the boot is washed thoroughly with the product [*or product name*]. [Pay particular attention to the sole.] Allow the boot [or] [shoe] to remain visibly wet for 3 minutes [for] [bactericidal], [fungicidal,] [and] [*virucidal efficacy⁶].
3. Diluted solution [product name] is good for (30) (45) (90) (150) days in a closed container.

{Note to reviewer: Text appearing in [brackets] or (parenthesis) is done to show interchangeable or optional text. Any language which appears between {braces} and is italicized is for administrative purposes only and will NOT appear on final printed label. Variables such as CAPITALIZATION, plurals or singular, bold and italics are optional unless specified in 40 CFR. Listed uses and use sites can be used partially or in their entirety. Underlined text is new. Strike-through text means it has been removed.}

⁵**[For use in] Animal Housing Facilities [in] [Farm Premise] [including], [Equine production] [Farm], [Bovine production] [Farm] {insert animal premise use site from list 3}**: Dilute at 2 fl. oz. of product per gallon of water (1:64) [For cleaning and disinfecting the following hard non-porous surfaces: *[insert Life Science Surfaces and Equipment from list 4]* [feeding and watering equipment], [utensils], [instruments], [cages], [crates], [kennels], [stables], [etc.]]

1. Remove all animals and feeds from premises, [animal transportation vehicles,] [crates,] [etc.].
2. Remove all soils, [litter], [droppings] [and] [manure] [feces] [from [floors,] [walls] [and] [surfaces of facilities] [including [barns], [pens], [stalls] (and) [chutes)] occupied or traversed by animals.]
3. [Empty] [or cover] [Remove] all [troughs], [racks] [and other] [feeding and watering appliances].
4. Thoroughly clean all surfaces [with this product [*or product name*] soap] [or] [detergent] and rinse with potable water.
5. [Spray [6-8 inches from] hard, non-porous surface[s] until thoroughly wet.] [Saturate all surfaces [floor, walls, cages and other washable hard, non-porous environmental surfaces] by] applying use solution until thoroughly wet.] To disinfect, all surfaces must remain visibly wet for three (3) minutes for bactericidal, fungicidal and *virucidal efficacy⁶.
5. [¹¹Immerse all [halters,] [ropes] [and] [other types of] equipment used in handling and restraining animals, [as well as [forks] [shovels] [and] [scrapers] [used for removing [litter] [and] [manure] [feces]. To disinfect, all surfaces must remain visibly wet for five (5) minutes.]
6. Ventilate buildings and other closed spaces. Do not house animals or employ equipment until treatment has been absorbed, set or dried.
7. For disinfection of [feed racks,] [troughs,] [automatic] feeders, [fountains] and water appliances [waterers] [spray] [apply] use solution until thoroughly wet and let stand for [three] [3] minutes⁶. Then thoroughly [scrub all treated surfaces with soap or detergent and] rinse [all treated surfaces] with potable water before reuse.

⁵**For Treatment of Kennels [and] [Cages]**: Dilute at 2 fl. oz. of product per gallon of water (Dilute at 1:64)

1. Remove all animals and feeds from areas being treated.
2. Remove all [litter], [droppings] and [manure] [feces] from floors, walls and surfaces of kennels, cages and other facilities occupied or traversed by animals.
3. Empty (or cover) all [troughs], [racks] (and other) feeding and watering appliances.
4. Thoroughly clean all surfaces with soap or detergent and rinse with potable water.
5. Spray fresh Use Solution to [floors], [walls], cages and other [washable] hard, non-porous environmental surfaces until thoroughly wet. [For smaller surfaces, use a trigger spray bottle to spray all hard, non-porous surfaces with solution until thoroughly wet.] To disinfect, all surfaces must remain visibly wet for three (3) minutes for bactericidal, fungicidal and *virucidal efficacy⁶.
6. [¹¹Immerse all halters, ropes and other types of equipment used in handling and restraining animals, as well as forks shovels and scrapers used for removing [litter] (and) [manure] [feces]. To disinfect, all surfaces must remain visibly wet for five (5) minutes.]
7. Ventilate buildings and other closed spaces. Do not house animals or employ equipment until treatment has been absorbed, set or dried.
8. For disinfection of feed racks, troughs, automatic feeders, fountains and water appliances [waterers] spray with use solution until thoroughly wet and let stand for [three] [3] minutes⁶. Then thoroughly scrub all treated surfaces with soap or detergent and rinse with potable water before reuse.

⁵**For Use in [Facilities] [used for] [Temporary Confinement of Animals] [and] [*insert animal premise use sites from list 3*]**:

[Use a 1:64 – 1:128 dilution to clean and disinfect hard non-porous [inanimate] surfaces associated with facilities used for the temporary confinement of animals. Sites may include, but are not limited to, *[insert animal premise use sites from list 3]* [barns], [sheds], [stables], [pens], [cages], [and] [associated access alleys or walkways]. [The product [or product name] may also be used to clean and disinfect equipment related to the maintenance of animals found at *[insert animal premise use sites from list 3]*, [fairs], [exhibitions], [animal auction yards], [animal show/boarding facilities], [or other similar agricultural facilities designed for temporary housing of animals.]]

1. Pre-clean visibly soiled surfaces [with this product [*or product name*] and rinse with water].
2. Spray [6-8 inches from] hard, non-porous surface[s] until thoroughly wet.
3. Allow [product [*or product name*] to remain in contact with] surfaces [to remain visibly wet] for 10 minutes when using a 1:128 (1 fl. oz. per gallon of water) dilution. [Allow [product [*or product name*] to remain in contact with] surfaces [to remain visibly wet for 3 minutes⁶ when using a (2.0 fl. oz. per gallon of water) dilution.]

{Note to reviewer: Text appearing in [brackets] or (parenthesis) is done to show interchangeable or optional text. Any language which appears between {braces} and is italicized is for administrative purposes only and will NOT appear on final printed label. Variables such as CAPITALIZATION, plurals or singular, bold and italics are optional unless specified in 40 CFR. Listed uses and use sites can be used partially or in their entirety. Underlined text is new. Strike-through text means it has been removed.}

¹¹**[For use to clean and disinfect] [For use on] [life science] [laboratory] [surfaces], [instruments] [equipment] [and] [glassware] [and] [*insert Life Science Surfaces and Equipment from list 4*]:** Dilute at 2 fl. oz. of product per gallon of water (1:64).

1. Pre-clean visibly soiled areas.
2. Apply use solution [by] [spray] [cloth] [disposable wipe] [or] [mop] [on] to hard, non-porous [environmental] surfaces [or completely immerse [pre-cleaned glassware] [and] compatible instruments in solution.]
3. [Immerse] [or] allow the surface [and] [equipment] to remain visibly wet for 5 minutes.
4. [For glassware/instrument: Rinse surface thoroughly and let air dry before re-use. [Change immersion solution after each use.]] [For surfaces: [Allow to air dry [Let air dry].] [Wipe surfaces dry (or rinse)]. [If streaking is observed, wipe with a clean, damp [cloth or] [microfiber cloth or] [paper towel].]

⁵**For Cleaning and Disinfection of [Animal Transportation] Vehicles:** Dilute at 2 oz of product per gallon of water (1:64)

1. Pre-clean visibly soiled areas. [Remove all litter and fecal matter on surfaces and thoroughly clean [with this product] and rinse with water.]
2. Spray [6-8" from] hard, nonporous surfaces [using a high pressure or coarse spray system.]
3. Allow surfaces to remain visibly wet for for 3 minutes [for bactericidal], [fungicidal] [and] [*virucidal efficacy⁶].
4. [Allow to air dry [Let air dry].] [Wipe surfaces dry (or rinse)]. [If streaking is observed, wipe with a clean, damp [cloth or] [microfiber cloth or] [paper towel]].
5. All treated surfaces that will contact feed or drinking water must be [thoroughly scrubbed with soap or detergent and then] rinsed with potable water before reuse.

⁵**To Kill Minute Virus of Mice [Mouse Parvovirus] (ATCC VR-1346) (strain prototype (p)):** Dilute at 2 fl. oz. of product per gallon of water (1:64)

1. Pre-clean surfaces. Follow the cleaner instructions [listed above].
2. Spray [6-8 inches from] hard, non-porous surface[s] until thoroughly wet.
3. Allow surface[s] to remain visibly wet for 5 minutes.
4. [Allow to air dry]. [Let air dry]. [Wipe surfaces dry] [or rinse]. [If streaking is observed, wipe with a clean, damp [cloth or] [microfiber cloth or] [paper towel]].

{Note to reviewer: Text appearing in [brackets] or (parenthesis) is done to show interchangeable or optional text. Any language which appears between {braces} and is italicized is for administrative purposes only and will NOT appear on final printed label. Variables such as CAPITALIZATION, plurals or singular, bold and italics are optional unless specified in 40 CFR. Listed uses and use sites can be used partially or in their entirety. Underlined text is new. Strike-through text means it has been removed.}

[To prepare Use Solution]: [Use Dilution Made Easy:] [Dilution Chart:]

Ratio	Per Gallon of Water	Per Liter of Water	Per 32oz of Water
1:64	2 fl. oz	16 mL	[0.5 fl. oz] [1/2 fl. oz]
1:128	1 fl. oz	8 mL	[0.25 fl. oz] [1/4 fl. oz]
1:256	0.5 fl. oz	4 mL	[0.125 fl. oz] [1/8 fl. oz]

{Note to Reviewer: The directions that appear for specific containers will be substituted for the chart above}
(For Dosing Bottles – Option 1)

(1:64 dilution)

- Loosen cap on Concentrate bottle. Squeeze the bottle and fill up to ½ oz mark [with solution].
- Remove cap and dispense [the solution] [in dilution] [container] [pail] [bucket][bottle].
- Add 1 quart (32 fl. oz.) of water and mix well.

(1:128 Dilution)

- Loosen cap on Concentrate bottle. Squeeze the bottle and fill up to 1 oz mark [with solution].
- Remove cap and dispense [the solution] [in dilution] [container] [pail] [bucket] [bottle].
- Add 1 gallon of water and mix well.

(1:256 Dilution)

- Loosen cap on Concentrate bottle. Squeeze the bottle and fill up to ½ oz mark [with solution].
- Remove cap and dispense [the solution] [in dilution] [container] [pail] [bucket] [bottle].
- Add 1 gallon of water and mix well.

(Refill)

(To Refill Concentrate from Large Containers into Smaller Containers:)

This product may be used to fill and refill clean, properly labeled containers for dilution elsewhere within your facility. Make sure the small container has been cleaned, dried and properly labeled. Also make sure other items (funnels or hand pumps) are properly cleaned and dried. To refill, simply pour (or pump product) from the larger container directly into the smaller one being careful not to spill any product. Keep both containers sealed when not in use.

{Note to reviewer: Text appearing in [brackets] or (parenthesis) is done to show interchangeable or optional text. Any language which appears between {braces} and is italicized is for administrative purposes only and will NOT appear on final printed label. Variables such as CAPITALIZATION, plurals or singular, bold and italics are optional unless specified in 40 CFR. Listed uses and use sites can be used partially or in their entirety. Underlined text is new. Strike-through text means it has been removed.}

{Storage and Disposal for Institutional Use Products}

Storage and Disposal

Do not contaminate water, food or feed by storage or disposal.

Pesticide Storage

Do not reuse empty container (unless refilling from a larger container of the same product according to the refilling directions).

Pesticide Disposal

Pesticide wastes are acutely hazardous. Improper disposal of excess pesticide, spray mixture or rinsate is a violation of federal law. If these wastes cannot be disposed of by use according to label instructions, contact your state pesticide or environmental control agency, or hazardous waste representative at the nearest EPA regional office for guidance.

Container Handling

{For Non-Refillable Sealed Containers}

Nonrefillable container. Do not reuse or refill this container. Wrap empty container and put in trash.

{For Small Non-Refillable Containers [5 Gallons or Smaller]}

Nonrefillable container. Do not reuse or refill this container. Clean container promptly after emptying. Triple rinse as follows: Empty the remaining contents into application equipment or a mix tank and drain for 10 seconds after the flow begins to drip. Fill the container $\frac{1}{4}$ full with water and recap. Shake for 10 seconds. Pour rinsate into application equipment or a mix tank or store rinsate for later use or disposal. Drain for 10 seconds after the flow begins to drip. Repeat this procedure two more times. Offer for recycling, if available.

{For Large Non-Refillable Containers [Larger than 5 Gallons]}

Nonrefillable container. Do not reuse or refill this container. Clean container promptly after emptying. Triple rinse as follows: Empty the remaining contents into application equipment or a mix tank. Fill the container $\frac{1}{4}$ full with water. Replace and tighten closures. Tip container on its side and roll it back and forth, ensuring at least one complete revolution, for at least 30 seconds. Stand the container on its end and tip it back and forth several times. Empty the rinsate into application equipment or a mix tank or store rinsate for later use or disposal. Repeat this procedure two more times. Offer for reconditioning, if appropriate.

{or}

Nonrefillable container. Do not reuse or refill this container. Clean container promptly after emptying. Pressure rinse as follows: Empty the remaining contents into application equipment or a mix tank and continue to drain for 10 seconds after the flow begins to drip. Hold container upside down over application equipment or a mix tank or collect rinsate for later use or disposal. Insert pressure-rinsing nozzle in the side of the container, and rinse at about 40 PSI for at least 30 seconds. Drain for 10 seconds after the flow begins to drip. Offer for reconditioning, if appropriate.

{For Refillable Containers}

Refillable container. Refill this container with this product [*or product name*] only. Do not reuse this container for any other purpose. [Pressure rinsing the container] [Cleaning the container] before final disposal is the responsibility of the person disposing of the container. Cleaning before refilling is the responsibility of the refiller. To clean the container prior to final disposal, empty the remaining contents from this container into application equipment or mix tank. Fill the container about 10 percent full with water. Agitate vigorously or recirculate water with the pump for 2 minutes. Pour or pump rinsate into application equipment or rinsate collection system. Repeat this rinsing procedure two more times. Then offer for recycling if available or puncture and dispose of in a sanitary landfill, or by incineration, or, if allowed by state and local authorities, by burning. If burned, stay out of smoke.

{Note to reviewer: Text appearing in [brackets] or (parenthesis) is done to show interchangeable or optional text. Any language which appears between {braces} and is italicized is for administrative purposes only and will NOT appear on final printed label. Variables such as CAPITALIZATION, plurals or singular, bold and italics are optional unless specified in 40 CFR. Listed uses and use sites can be used partially or in their entirety. Underlined text is new. Strike-through text means it has been removed.}

{Storage and Disposal for Residential Use Products}

{Note to reviewer: Residential use products will only be sold in non-refillable containers of 1 gallon or less}

Storage and Disposal

[Pesticide] [Product] Storage

Store in original container in areas inaccessible to small children. Keep securely closed.

[Pesticide] [Product] Disposal

Pesticide wastes are acutely hazardous. Improper disposal of excess pesticide, spray mixture or rinsate is a violation of federal law. If these wastes cannot be disposed of by use according to label instructions, contact your state pesticide or environmental control agency, or hazardous waste representative at the nearest EPA regional office for guidance.

Container Handling

Non-refillable container. Do not reuse or refill this container. Wrap [container] and put in trash or offer for recycling if available.

ENVIRONMENTAL HAZARDS *{for containers of 5 gallons or 50 lbs. or more}*

Do not discharge effluent containing this product into lakes, streams, ponds, estuaries, oceans or other waters unless in accordance with the requirements of a National Pollutant Discharge Elimination System (NPDES) permit and the permitting agency has been notified in writing prior to discharge. Do not discharge effluent containing this product to sewer systems without previously notifying the local sewage treatment plant authority. For guidance contact your State Water Board or Regional Office of the EPA.

[List 1: Soils]

- Biological waste (feces and urine)
- Blood
- Body oils
- Dead skin
- Dead tissue
- Dirt
- Feces [Fecal matter]
- Finger Prints
- Food residues
- Grime
- Laboratory stains
- Mold stains
- Organic matter
- Soil
- Urine

[List 2: Surface Materials]

- [Baked] enamel [surfaces]
- Aluminum
- Chrome
- Crystal
- Enamel
- Fiberglass fixtures
- Glass
- Glazed ceramic
- Glazed porcelain
- Glazed tile
- Laminated surfaces
- Linoleum
- Metals (except copper and brass)
- Mirrors
- Painted surfaces
- Plastic
- Plastic laminate
- Plastic surfaces
- Sealed fiberglass (polyester, vinylester and epoxy resins)
- Stainless steel
- Synthetic marble
- Vinyl

[List 3: Animal Premises and Objects]

Hard, non-porous surfaces of:

{Note to reviewer: Text appearing in [brackets] or (parenthesis) is done to show interchangeable or optional text. Any language which appears between {braces} and is italicized is for administrative purposes only and will NOT appear on final printed label. Variables such as CAPITALIZATION, plurals or singular, bold and italics are optional unless specified in 40 CFR. Listed uses and use sites can be used partially or in their entirety. Underlined text is new. Strike-through text means it has been removed.}

- Animal [life science] laboratories
- Animal [pet] grooming facilities
- Animal [pet] housing [kennels] [facilities] [buildings]
- Animal care facilities
- Animal holding areas
- Animal hospitals & laboratories
- Animal rescue [shelter] [facilities]
- Animal transportation vehicles
- Auction barns
- Barns
- Barnyards
- Bovine farms
- Breeding establishments
- Broiler [breeder] houses
- Boarding shelters
- [Boarding] Kennels
- Cages
- Catteries
- Companion animal facilities [& vehicles]
- Coops
- Crates
- Dairies – Exterior surfaces of Piping, tanks, fillers, evaporators, pasteurizers
- Dairy farms
- Equine farms [facilities]
- Farm [premises]
- Farm equipment
- Farm vehicles
- Fish farm [facilities]
- Greenhouses
- Hatcheries
- Hatchery rooms
- Hutches
- Incubators
- Kennels
- Lab animal research facilities
- Large animal [research] Facilities
- Life Science [laboratories] [research] [settings] [institutions] [facilities]
- Livestock facilities [quarters] [buildings]
- Pet [Animal] care facilities
- Pet areas [quarters]
- Pet boarding
- Pet living/sleeping quarters
- Pet shops [stores]
- Poultry facilities [houses]
- Poultry hatcheries
- Poultry premises [& hatcheries]
- Quarantine [facilities]
- Small animal facilities
- Stables
- Swine premises [facilities]
- Tack shops
- Trucks & equipment
- Trucks & other vehicles
- Veterinary [Animal] hospitals
- Veterinary clinics [facilities] [practice]
- Veterinary examination rooms [X-ray rooms] [operating rooms]
- Veterinary offices [waiting rooms]
- Vivariums [Vivaria]
- Zoos

[List 4: Life Science Surfaces and Equipment]

Hard, non-porous surfaces of:

- Animal [crates] [cages]
- [Automatic] [Feeders²]
- Balconies
- Benches [and work areas]
- Biosafety Cabinets [BSC]
- Bins
- Carts
- Cages
- Ceilings
- Cellphones
- Chairs
- Computers
- Countertops
- Crates
- Diagnostic Equipment
- Dividers
- Enclosure Housing Equipment
- Fume Hoods
- Feed Racks²
- Fixtures
- Exam tables
- Feeding and watering equipment²
- Feeding racks²
- Food [water] containers²
- Food [watering] bowls²
- Foot baths
- Flats
- Floors
- [Gates] [gathering] [guiding]/controlling equipment]
- Hand Tools
- Handling equipment

{Note to reviewer: Text appearing in [brackets] or (parenthesis) is done to show interchangeable or optional text. Any language which appears between {braces} and is italicized is for administrative purposes only and will NOT appear on final printed label. Variables such as CAPITALIZATION, plurals or singular, bold and italics are optional unless specified in 40 CFR. Listed uses and use sites can be used partially or in their entirety. Underlined text is new. Strike-through text means it has been removed.}

- IVC Housing [Surfaces]
- Kennels
- Lab Benches
- Laboratory equipment [including glassware] and instrumentation
- Ladders
- [Non-porous] [fencing] [harness] and [leashes]
- Medical instruments and devices [in veterinary facilities]
- Packing crates
- Pans
- Panels
- Perches
- Rails
- Screens
- Tables
- Tissue culture equipment & materials
- Transportation Equipment
- Trailers
- Trays
- Trucks [including truck body parts and tires]
- Walls
- Workbenches
- Workstations

[List 5: Food Handling/Storage Establishments Premises and Equipment]

Hard, non-porous surfaces of:

- Benches
- Chairs
- Drain covers
- External surfaces of tanks
- Floors
- Exterior surfaces of Piping systems
- Exterior surfaces of Pumps
- Surfaces of airtight, sealed packages [containing non-food products]
- Tables²
- Walls

{Qualifier Table}

{Note to reviewer: alternate qualifier symbols may be used on the product label}

1	¹ Hard, non-porous surfaces
2	² Non-food contact surfaces [Rinse with potable water before reuse]
3	³ When used according to disinfection use instructions [directions]
4	⁴ When used according to cleaning use instructions [directions]
5	⁵ {Note to reviewer: this qualifier leads to any spray use direction, when the product label has a mix of spray and immersion claims}
6	⁶ Use a 5 minute contact time for Canine Parvovirus and Minute virus of Mice.
7	{Note to reviewer: this qualifier leads to Pseudomonas bacteria claimed on label} ⁷ Pseudomonas aeruginosa
8	⁸ Non-critical medical devices are items that come in contact only with intact skin. [Note: Critical and Semi-critical devices must be followed up by appropriate terminal sterilization/high-level disinfection process.]
9	⁹ When the sanitization directions for use are followed
10	{Note to reviewer: this qualifier leads to Mycobacterium bovis claim on label} ¹⁰ Mycobacterium bovis (BCG)
11	¹¹ {Note to reviewer: this qualifier leads to any immersion use direction, when the product label has a mix of spray and immersion claims}
12	¹² Refer to the product insert for additional information on dilutions and use instructions
13	¹³ Not recommended for use on [brass], [polished wood], [granite], [marble], [and] [leather]. [Not for use on unfinished wood surfaces.] (Recommended for use on [insert surface material from list 2])
*	* { *Viruses claimed on label}
*1	*1 (Accelerated Hydrogen Peroxide technology and designs are trademarks of Virox Technologies, Inc. [used under license by {the name of company}]). "Accelerated does not imply increased product efficacy.

{Note to reviewer: Text appearing in [brackets] or (parenthesis) is done to show interchangeable or optional text. Any language which appears between {braces} and is italicized is for administrative purposes only and will NOT appear on final printed label. Variables such as CAPITALIZATION, plurals or singular, bold and italics are optional unless specified in 40 CFR. Listed uses and use sites can be used partially or in their entirety. Underlined text is new. Strike-through text means it has been removed.}

*2	*2 This product may be used to pre-clean critical or semi-critical medical devices prior to sterilization or high-level disinfection
----	--

{Note to reviewer: Text appearing in [brackets] or (parenthesis) is done to show interchangeable or optional text. Any language which appears between {braces} and is italicized is for administrative purposes only and will NOT appear on final printed label. Variables such as CAPITALIZATION, plurals or singular, bold and italics are optional unless specified in 40 CFR. Listed uses and use sites can be used partially or in their entirety. Underlined text is new. Strike-through text means it has been removed.}

{Use solution work place label}

USE DILUTION OF {insert product name}
EPA Reg. No. 74559-XX

One Step Disinfectant Cleaner [& Deodorizer], [*Virucidal], [Bactericidal], [Fungicidal], [Sanitizer]

Active Ingredient:

Hydrogen Peroxide7.6%

[Inert] [Other] Ingredients.....92.4%

Total.....100.0%

[This product [product name] contains [7.6%] [0.12% (at 1:64)] [0.06% (at 1:128)] [0.03% (at 1:256)] Hydrogen Peroxide]

[This bottle contains dilution level:]

Contains	Dilution	Ideal for
...	1:64	[Disinfection of surfaces ¹ , including {insert use site}] [Disinfection of non-critical devices ⁸] Claims: [Bactericidal], [*Virucidal], [Fungicidal], [Non-food contact Sanitizer]
...	1:128	[Disinfection of surfaces ¹ , including {insert use site}] Claims: [Bactericidal], [*Virucidal]
...	1:256	General cleaner, [degreaser] [& deodorizer]

KEEP OUT OF REACH OF CHILDREN
NOT FOR RESALE

See label on original container for complete directions for use and additional information.

{insert use directions from above labeling}

ALWAYS RINSE BOTTLE AND AIR DRY THOROUGHLY BEFORE REFILLING. THIS BOTTLE SHOULD NOT BE USED WITH ANY OTHER PRODUCT.

The product in this container is diluted as directed on the antimicrobial product label by the end-user. Follow the directions for use on the antimicrobial label when applying this product.

Classified according to the US Hazard Communication Standard (HCS 2012)

Classification

Not classified under any hazard class

Label Elements

Signal Word: None.

Hazard Pictogram: None.





{Note to reviewer: Text appearing in [brackets] or (parenthesis) is done to show interchangeable or optional text. Any language which appears between {braces} and is italicized is for administrative purposes only and will NOT appear on final printed label. Variables such as CAPITALIZATION, plurals or singular, bold and italics are optional unless specified in 40 CFR. Listed uses and use sites can be used partially or in their entirety. Underlined text is new. Strike-through text means it has been removed.}

Hazard Statement(s): None.
Precautionary Statement(s): None.


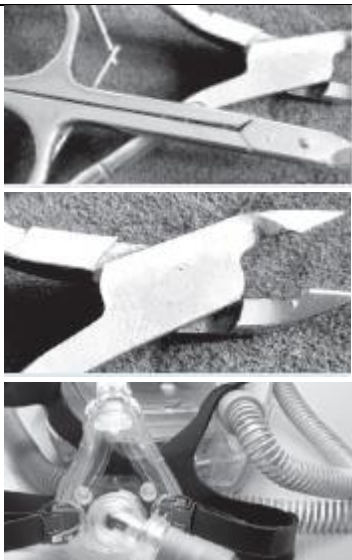
Questions? Comments / (1-800-387-7578)


Manufactured [By] [For]:
Virox Technologies Inc.
2770 Coventry Road
Oakville, ON, L6H 6R1



{Graphic Options}

 <p>Deliberately[®] Different ■</p>	 <p>AHP[™]</p>
 <p>ACCELERATED[®] HYDROGEN PEROXIDE</p> <p>*1 *(Accelerated Hydrogen Peroxide technology and designs are trademarks of Virox Technologies, Inc. [used under license by {the name of company}]). "Accelerated" does not imply increased product efficacy.</p>	 <p>VIROX[®] TECHNOLOGIES INC.</p>



{Note to reviewer: Text appearing in [brackets] or (parenthesis) is done to show interchangeable or optional text. Any language which appears between {braces} and is italicized is for administrative purposes only and will NOT appear on final printed label. Variables such as CAPITALIZATION, plurals or singular, bold and italics are optional unless specified in 40 CFR. Listed uses and use sites can be used partially or in their entirety. Underlined text is new. Strike-through text means it has been removed.}

	 <p>8</p> <p>8</p> <p>8</p> <p>⁸ Non-critical medical devices are items that come in contact only with intact skin.</p>
---	--




	 <p>1</p> <p>¹Hard, non-porous surfaces</p>
--	--

	 <p>8</p> <p>8</p> <p>⁸ Non-critical medical devices are items that come in contact only with intact skin.</p>
---	--

{Note to reviewer: Text appearing in [brackets] or (parenthesis) is done to show interchangeable or optional text. Any language which appears between {braces} and is italicized is for administrative purposes only and will NOT appear on final printed label. Variables such as CAPITALIZATION, plurals or singular, bold and italics are optional unless specified in 40 CFR. Listed uses and use sites can be used partially or in their entirety. Underlined text is new. Strike-through text means it has been removed.}

	 <p>*2 *2This product may be used to pre-clean critical or semi-critical medical devices prior to sterilization or high-level disinfection.</p>
---	--

CONCENTRATE

 <p>1</p>	 <p>2</p>	 <p>3</p>
<p>SQUEEZE</p>	<p>MEASURE</p>	<p>MIX</p>