



UNITED STATES ENVIRONMENTAL PROTECTION AGENCY
WASHINGTON, DC 20460

OFFICE OF CHEMICAL SAFETY
AND POLLUTION PREVENTION

July 12, 2021

Thermacell Repellents, Inc.
c/o Timothy H. Dickens Ph.D.
Registered Agent
Scientific Coordination, Inc.
4629 Cherry Valley Drive
Rockville, MD 20853

Subject: PRIA Label Amendment – Added black flies and biting midges to label
Product Name: Thermacell® Mosquito Repellent II
EPA Registration Number: 71910-6
Application Date: 11/18/2020
Decision Number: 568050

Dear Dr. Dickens:

The amended label referred to above, submitted in connection with registration under the Federal Insecticide, Fungicide and Rodenticide Act, as amended, is acceptable. This approval does not affect any conditions that were previously imposed on this registration. You continue to be subject to existing conditions on your registration and any deadlines connected with them.

The Agency, in accordance with the Federal Insecticide, Fungicide and Rodenticide Act (FIFRA), as amended, has completed reviewing all of the information submitted with your application to support the Registration Review of the above referenced product in connection with the prallethrin Final and/or Interim Decision, and has concluded that your submission is acceptable.

A stamped copy of your labeling is enclosed for your records. This labeling supersedes all previously accepted labeling. The next label printing of this product must use this labeling unless subsequent changes have been approved. You must submit one copy of the final printed labeling before you release the product for shipment with the new labeling. In accordance with 40 CFR 152.130(c), you may distribute or sell this product under the previously approved labeling for 12 months from the date of this letter. After 18 months, you may only distribute or sell this product if it bears this new revised labeling or subsequently approved labeling. "To distribute or sell" is defined under FIFRA section 2(gg) and its implementing regulation at 40 CFR 152.3.

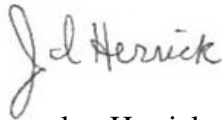
Should you wish to add/retain a reference to the company's website on your label, then please be aware that the website becomes labeling under the Federal Insecticide Fungicide and Rodenticide Act and is subject to review by the Agency. If the website is false or misleading, the product would be misbranded and unlawful to sell or distribute under FIFRA section 12(a)(1)(E). 40 CFR 156.10(a)(5) list examples of statements EPA may consider false or misleading. In addition, regardless of whether a website is referenced on your product's label, claims made on the

Page 2 of 2
EPA Reg. No. 71910-6
Decision No. 568050

website may not substantially differ from those claims approved through the registration process. Therefore, should the Agency find or if it is brought to our attention that a website contains false or misleading statements or claims substantially differing from the EPA approved registration, the website will be referred to the EPA's Office of Enforcement and Compliance.

Your release for shipment of the product constitutes acceptance of these conditions. If these conditions are not complied with, the registration will be subject to cancellation in accordance with FIFRA section 6. If you have any questions, you may contact Robert Mitchell at 703-347-0404 or via email at mitchell.robert@epa.gov.

Sincerely,

A handwritten signature in cursive script that reads "J. Herrick".

Jacquelyn Herrick, Product Manager 03
Invertebrate & Vertebrate Branch 1
Registration Division (7505P)
Office of Pesticide Programs

Enclosure

Thermacell® Mosquito Repellent II

Alternate Brand Names:

Thermacell Multi-Insect Repellent - Thermacell Insect Repellent - Thermacell Mosquito [+] [Plus] Repellent
{Select appropriate marketing verbiage, and additional graphics and/or symbols from "Optional Marketing Statements" section may be added to the front panel}
{Thermacell devices are all listed and shown at the end of the Directions for Use}

Active Ingredient:	
prallethrin	10.86%
Other Ingredients	89.14%
Total	100.00%

Contains petroleum distillate

Keep Out of Reach of Children
CAUTION
See [back] [side] [bottom] [panel] [and insert] for additional First Aid and Precautions¹

[This package] Contains
[#] [Reusable][marketing name] Device(s) [with] [protective] [cover]

[#] [Thermacell] Mosquito Repellent II Mat(s)
Net Weight [Wt.] 0.06 oz [1.7 g] [each]
Total Net Wt² [__ oz] [__ g]

[#] [Thermacell] [Butane] [Fuel] Cartridge(s)
[Net Wt] [0.41 oz] [11.5 g] [each]
Total Net Wt³ [__ oz] [__ g]

ACCEPTED
07/12/2021
Under the Federal Insecticide, Fungicide
and Rodenticide Act as amended, for the
pesticide registered under
EPA Reg. No. 71910-6

{non-insecticidal items included in the box}
[# pole[s][pieces]] [# table stand] [# belt clip] [# water resistant carry pouch] [# holster] [# Appliances][# deck mounts]
[[#] [size] Batteries [for light] [sold separately]]
EPA Reg. No. 71910-6 EPA Est. No. {Determined at time of order}

©Thermacell Repellents, Inc.
26 Crosby Drive
Bedford, MA 01730
Toll Free: 1-866-753-3837
Email: Service@Thermacell.com

© Copyright 2020 Thermacell Repellents, Inc. All Rights Reserved
[Mats] [Made][Manufactured][packaged] in [country of origin]

¹ {NOTE TO REVIEWER: All of the Thermacell devices use an insert. All outer boxes carry all Precautionary Statements, First Aid and Disposal. One insert will carry all Precautionary Statements, First Aid and Disposal along with the Front Panel. A second, device specific insert (User Guide), will carry the Directions For Use.}

² Device packages contain from 3 to 24 mats (0.18 to 1.44 oz ; 5.1 to 40.8 g).

³ Device packages contain from 1 to 8 (0.41 to 3.28 oz ; 11.5 to 96 g) fuel cartridges and 0 for Backpacker.

{NOTES TO THE REVIEWER}

- *{[] Denotes alternate/optional verbiage; { } Denotes verbiage not printed on market labeling; # = Number}*
- *{Numbering items are for document clarity only. Numbered items may appear in a different order on marketing label.}*
- *{statements may be combined into small paragraphs or remain as bullets on marketing label}*
- *{“Appliance” is interchangeable throughout with device, appliance, lantern, torch, backpacker, mosquito repeller, {marketing product name}}*
- *{Mat is interchangeable throughout with “{marketing name} mat”. (i.e.: Thermacell mat, or t-mat, or mosquito mat... see Marketing Statements (Refills) for options)}*
- *{The fuel source may come in different containers. Cartridge is interchangeable throughout with {marketing name} cartridge, tank, canister, fuel source (i.e.: cartridge, or T-cartridge or fuel cartridge) see Marketing Statements (Refills) for options)}*

{Side or Bottom Panel of outer box and separate Precautionary – Storage and Disposal Insert}

**PRECAUTIONARY STATEMENTS
Hazards to Humans & Domestic Animals**

CAUTION: Contains petroleum distillate. Harmful if swallowed or absorbed through skin. Causes moderate eye irritation. Avoid contact with skin, eyes or clothing. Wash hands thoroughly with soap and water after handling and before eating, drinking, chewing gum, using tobacco or using the toilet. Remove and wash contaminated clothing before reuse.

First Aid

If Swallowed:	<ul style="list-style-type: none"> • Call a poison control center or doctor immediately for treatment advice. Do not induce vomiting unless told to do so by a poison control center or doctor. Do not give any liquid to the person. Do not give anything by mouth to an unconscious person.
If On Skin or Clothing:	<ul style="list-style-type: none"> • Take off contaminated clothing. Rinse skin immediately with plenty of water for 15-20 minutes. Call a poison control center or doctor for treatment advice.
If In Eyes:	<ul style="list-style-type: none"> • Hold eye open and rinse slowly and gently with water for 15-20 minutes. Remove contact lenses, if present, after the first 5 minutes, then continue rinsing eyes. Call a poison control center or doctor for treatment advice.
<p>Have the product container or label with you when calling a poison control center or doctor, or going for treatment. For additional information on this pesticide product (including health concerns, medical emergencies or pesticide incidents), you may call 1-866-753-3837, Monday through Friday, 8:30 AM to 4:30 PM EST. After 4:30 PM, call your poison control center or 1-800-222-1222.</p>	
<p>Note to Physician: Contains petroleum distillate. Vomiting may cause aspiration pneumonia.</p>	

{Note: The first aid statements' grid format will be used if market label space permits; otherwise a paragraph format will be used.}

Physical and Chemical Hazards

{If fuel cartridge is included:} [Fuel Cartridge] Hazard: Extremely flammable. Contents under pressure. Vapors may cause flash fire. Use only in a well ventilated area. Do not use, store, or dispose near heat, sparks, flames or other ignition sources. Do not puncture or incinerate. Containers exposed to direct sunlight or otherwise heated above 120°F (49°C) may burst, causing injury. Store in cool, dry, well-ventilated area. Inhaling the contents may be harmful or fatal. Intentional misuse by deliberately concentrating and inhaling the contents may be harmful or fatal. If vapors are inhaled, remove person to fresh air.

Environmental Hazards

This product is toxic to fish and aquatic invertebrates. Do not apply directly to water. Do not contaminate water when cleaning equipment or disposing of equipment washwater or rinsate. Drift may be hazardous to aquatic organisms in water adjacent to treated areas.

DIRECTIONS FOR USE

It is a violation of Federal law to use this product in a manner inconsistent with its labeling.
[See [leaflet] [insert] [s] inside box for usage directions.]

Storage and Disposal

Do not contaminate water, food or feed by storage or disposal.

Pesticide Storage: Store unused mats in original box in a cool, dry place inaccessible to children and pets. Store device and fuel cartridges in original box in a cool, dry place away from sources of heat. Store Post Cap on [deck] [post] with cover closed [to keep out dirt and water]. [Store [alkaline] [lithium] batteries in cool, dry place away from heat or open flame.] **Pesticide Disposal and Container Handling:** Non-refillable container; do not refill or reuse this container. **If cartridge is empty or for used mats:** Do not reuse empty packaging, [envelopes] {or} [wrappers] or cartridges. Do not puncture or incinerate empty cartridges. Place in trash or offer for recycling if available. **If cartridge is partly filled or for unused mats:** Call your local solid waste agency for disposal instructions. Never place unused mats down any indoor or outdoor drain. **For unwanted device:** [Place in trash or offer for recycling if available.] [Thermacell products contain recyclable materials and should not be put into the municipal waste stream. Contact your local municipality for recycling directions.]

Batch Code [Lot Number]: _____

[Warranty, Limitation of Liability and Disclaimers:

Thermacell warrants that this product, when used in accordance with this label and all other instructions accompanying this product, complies with the product specifications set forth in this label. Except as otherwise provided by applicable law, Thermacell makes no other warranties, and disclaims all other warranties, express or implied, including but not limited to warranties of merchantability and fitness for a particular purpose. Except as otherwise provided by applicable law, Thermacell's liability for default, breach or failure of the product to perform in accordance with the product specifications set forth in this label shall be limited to the amount of the purchase price. Except as otherwise provided by applicable law, Thermacell shall have no liability for incidental or consequential damages.]

{Guarantee statements}{#1 will always be used in conjunction with #2 or #3 or both #2 and #3. If #2 or #3 is separated for placement elsewhere an asterick will so indicate. (i.e. 100% guarantee may be on front, but details would appear on bottom of box)}:

1. [100%] [Money –Back] [Satisfaction] Guarantee [Guaranteed]
2. At Thermacell, we stand behind our products and [our] [their] performance. If you are not completely satisfied with your [Thermacell] purchase, you may return it to us for [(at our option)] repair, replacement, or refund.]
3. [For refunds, requests must be received within [#] days from date of purchase with the original store receipt. Any product received later than [#] days from the date of purchase will be replaced or repaired by Thermacell at the company's option. Please call customer service at 866-753-3837 for a return authorization number. Ship only the Thermacell device [no repellent mats, no fuel cartridge] back to us.] [statement on return shipping is the responsibility of the consumer]
4. This product is backed by a satisfaction guarantee [If you are experiencing any issues with your product contact us before returning to your retailer]

Thermacell® is a Registered Trademark of Thermacell Repellents, Inc.

[Product][Warranty] [Registration]

{Thermacell uses a third party to register their products. The third party supplies an image to accomplish this with a specific code in the image}

REGISTER WITH YOUR SMARTPHONE IN TWO EASY STEPS

STEP 1: Take a photo of the camera icon including the (📷)

STEP 2: Send it in using one of the methods below:



SMARTPHONE
Text photo to
71403 (US Only)



MESSENGER
Send photo to
@Photoregister



ONLINE
Register online at
thermacell.photo

Need help? Visit photoregister.com/help or text HELP to 71403.

{ Side or Bottom Panel of outer box and separate User Guide insert}

{NOTES TO REVIEWER:}

- {With the box insert the device specific directions, useful tips, use restrictions and troubleshooting are printed on the insert(s) only. The outer box and separate precautionary insert both will carry, "DIRECTIONS FOR USE - It is a violation of Federal law to use this product in a manner inconsistent with its labeling. , all precautionary statements and storage and disposal statements"}
- {Statements may be combined into small paragraphs or remain as bullets on marketing label}
- Many of the Useful Tips and Troubleshooting are common for all devices since the mosquito repellency works the same in all devices. The differences occur in the added functions (lights for example) or which mat is included (4 hour or 12 hour). Only the applicable bullets for each device will appear on the marketing label, in any order, bulleted or numbered. We may use some, none or all as applicable.}
- {"Device" is interchangeable with repeller, or other {marketing product name}}
- {"Mat" is interchangeable with "{marketing name} mat"}
- {Fuel cartridge is interchangeable with {marketing name} cartridge, butane cartridge, tank, canister, gas canister, fuel, fuel source}

Use Restrictions:

Only for outdoor use as a mosquito repellent. Do not use indoors, in tents or in any enclosed area. Cover or remove all exposed food. Do not leave device unattended. Always operate device on a flat, stable surface with the grill facing upward. Only use Thermacell® mats and cartridges in this device. Ensure vents and grill are not covered during use. Do not expose to rain.

{Handheld appliance} Do not attach device to your body or clothing while in operation. If using device with any accessory, Keep Repeller in the OFF position during transport.

{If product uses batteries} Batteries - Use only with [type] battery[batteries]. Do not pry batteries with any instrument or tool, and do not store or use batteries near heat, sparks or flames. Batteries may leak or release toxic materials. If battery electrolyte leakage occurs and makes contact with skin or eyes, wash the affected area with water immediately.

Welcome [to Thermacell]

- [Get ready to experience] [You're ready to discover] a new [better][a remarkable] way to repel mosquitoes. Thermacell products create a zone of protection from mosquitoes, without the use of [sprays or other topical products][messy sprays or lotions] [candles or torches].
- Thermacell patented technology uses heat to continuously release mosquito repellent, providing 4-hours of protection per mat against mosquitoes, black flies, and biting midges.
- 15 ft Mosquito Protection Zone

In the Box {See footnotes on page 1}

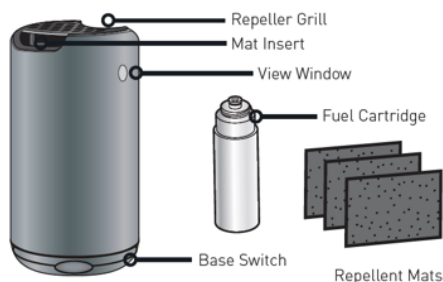
- [x⁴] Thermacell [marketing name] [Mosquito] [repeller]
- [x⁴] Thermacell [marketing name] [cap][cover][case][storage][travel][bag][pole(s)][belt clip][holster] [ground stakes] [post mounts] [pole connectors] { accessory to go with device }
- [x⁴] Thermacell [marketing name] 12 hour fuel cartridge[s]
- [x⁴] Thermacell [marketing name] 4 hour mosquito repellent mats
- [x⁵] Pole pieces [segments]
- {Product illustration components; as appropriate to each device }

1. Grill	7. Battery [Pack] [door] [cover] [compartment]	13. Fuel Cartridge	20. Gas [canister] adapter
2. Mat Insert [slot]	8. Mat storage	14. Fuel Window	21. LED Light
3. View window	9. ZoneCheck [indicator]	15. Mosquito Repellent Mats	22. Light Switch
4. Mode selector[switch]	10. Hang hook	16. [Thermacell] Core [repeller]	23. Fuel Cartridge Cap
5. ON/OFF[start][power] [fuel] [mode selector switch]	11. [Accessory] Rail [door][system]	17. Device [body]	24. Globe
6. Fuel [cartridge] port	12. Cap [Endcap][Cover]	18. Light button [switch]	25. Head
	[XX] Battery[Batteries]	19. Pole [adapter]	26. Adapter Cover
	Sold Separately	Post Mount	27. Start [Ignition][Button]
	Pole Connector	Ground Stake	28. Base Switch

⁴ Thermacell sells multi-packs. Quantities will be from 1 to 6

⁵ 1 to 6 pole segments/stakes

{Example illustration of components. Please see additional illustrations at the end of manuscript.}



{Use instructions; steps and sub-bullets may or may not be used as appropriate to each device}

Let's get started

1. [Assemble pole [and install torch head] [{marketing name} head]]
 - a. Insert [top] pole section [letter] into section [letter][pole connector] [letter][bottom of pole]
 - b. Insert pole at least [6] [3] {depending on perimeter or torch} inches into the ground
 - c. [Note:] Adjust the number of [letter] poles used to set desired torch height
 - d. Insert pole adapter on top of pole
 - e. [The Perimeter pole can be used at multiple heights. To use the pole at full height, insert the pole connector into one end of the pole segment[making sure to fully insert until stop is reached].Connect the additional pole segment to the other half of the pole connector.Next insert the ground stake in either end. Place pole into the ground until the ground stake is at least 4-6 inches into the ground.]]
2. [To attach deck post mount] [Tools Needed][Drill][Screwdriver][Level][XX Drillbit]
 - a. Mark desired mounting height onto deck post[pre drill holes]
 - b. Align provided screws into dedicated screw holes and attach to deck post
 - c. Do not overtighten
 - d. Mount can be flipped up when not in use
 - e. [Using provided screws, fasten mounting plate to desired location. (please note that the two screw holes should be aligned vertically) Snap circular ring into the mounting plate making sure that the wider portion of the ring is facing up. The deck mount can be flipped up when not in use.]]
3. [Remove the cap[core] [from the] [repeller][from][body of][torch][lantern].]
 - a. [Never operate with cap on]
 - b. [During use, the cap can be placed under the repeller]
4. Unwrap [Open] a Thermacell mosquito repellent mat and slide under the [Thermacell] [appliance] grill
 - a. Repeller must be off when inserting or changing mats
 - b. Always center mats under the grill [to fully cover the metal plate]
 - c. Mats change from blue to white when they need to be replaced
 - d. To replace a mat, push the old mat out using a new mat
5. Remove the [plastic] cap [from a fuel cartridge and insert [screw] into fuel [cartridge] port]

{Alternate language:} Screw repeller onto gas canister until tight[ensure unit is fully seated]

 - a. [Remove [Lift] CORE [repeller] from [Torch] [Lantern] body to access fuel [cartridge] port]

- b. To access Fuel Cartridge Port squeeze the two tabs on the bottom of repeller to release lantern globe.
 - c. Thread [screw] the [fuel] cartridge into the port until hand-tight.
 - d. [Fuel] cartridges [last] [provide] up to 12 hours [of operation] each
 - e. [[Dock] [Place] [Slide][snap][Click] the [Thermacell] CORE [repeller] into [body] [torch] [lantern] [housing]]
 - f. Keep gas canister upright while attaching
 - g. [Use only with [pressurized] [self-sealing] [isobutane] [butane] [propane] [mix] camping [fuel][gas] canisters (sold separately).]
 - h. [Tip: Always replace rubber adapter cover when not in use]
 - i. [Tip: Store extra mats in the [device] [fuel] compartment [for convenience]]
6. Start the repeller [fuel] by [turning] [twisting][sliding] [pressing] [pinching]the [[ON/OFF[start][power] [fuel][mode selector] [switch] to the ON position [for] [. Wait] 5 seconds and then [push[ing]] [turning to][twisting to][pinching] the START [switch][position][button][until you hear a click]
- a. [[Dock][insert] the Thermacell CORE in the [body][torch] [lantern]] before starting your device]
 - b. Check the view window for an orange glow. [A small flame should be visible] [through the view window] [when product is properly started]. [Click][twist][pinch] to START again if you do not see a flame [orange glow]. See Useful Tips if the Device is difficult to Light.
 - c. Insert onto pole or place in deck mount.
 - d. Allow up to 15 minutes for the full zone to be established
 - e. When finished using the repeller, [twist][slide][turn] the [base][[ON/OFF[start][power] [fuel][mode selector] [switch] to the OFF position.
 - f. [Backpacker] Repeller should be separated from canister when not in use.

{Device features; as appropriate to each device}

Mat Storage

1. [Up to] 4 additional mats can be kept in the bottom of the repeller [core]
2. Keep new mats in wrapper until ready to use.

ZoneCheck ([marketing name] model only)

1. This repeller features ZoneCheck indicator to provide a visual indication of repeller status.
2. ZoneCheck lets you know if [when] the fuel or flame goes out.
3. [When you first start the repeller, the light [ring] will [pulse][take up to [#] minutes to illuminate] as it pre-heats to the right temperature.]
4. When the light [ring] [stops pulsing] [is on], the repeller [is heated to release repellent from mosquito repellent mats] [has reached operating temperature].
5. Battery must be installed for ZoneCheck.
6. ZoneCheck will illuminate once repeller is up to tempreature
7. Unit does not require ZoneCheck to function

Light

1. This repeller can also be used [as a light] [for lighting] [for accent lighting].
2. The repeller can be used without the light functionality [if desired].
3. To turn the light on[off], [press][slide] the [light][power] button[switch][to the on[off] position.
4. [This] [Camp][marketing name] lantern [torch] has multiple light settings.
5. [To adjust [brightness level][light mode], press the button [switch] again [to select desired setting].

6. [On the] [marketing name] the [power][light] button [switch] will turn from [(color)] to [(color)] [to (color)] indicating remaining battery power

Installing Batteries

1. Tip: Batteries are required to use the [ZoneCheck][Light][feature][only]. However, the repeller can be used without batteries if this feature, [or the illumination it provides], is not desired.
2. [Remove fuel port cover from repeller]. Remove battery pack and insert [# and type] batteries as indicated. [Re-install battery pack.]
3. Remove the two [battery door] screws and remove the [battery][rail] [door][wing][panel]. Remove [color] battery tray. Insert new [battery type/size] battery with + side down. Replace battery tray, battery[rail] [door][wing][panel] [and tighten the two screws.]
4. [Lantern:] Remove the battery door [cover] [from lantern]. Insert [# and type] batteries as indicated. Re-install battery cover.
5. [Torch:] Remove torch from the [pole] [adapter] [base] [battery compartment]. [Remove battery door [cap]]. Insert [# and type] batteries as indicated [into the battery pack]. Re-install battery pack. [Battery pack is keyed to ensure proper reinstallation.]

Useful Tips

1. For best results, place in the center of the area you want protected from mosquitoes.
2. Start the device and put in place 10-30 minutes before using the area.
3. Allow 10-30 minutes for the full zone to be established.
4. For optimal protection in larger areas, use multiple repellents spaced up to 15 feet apart
5. Effectiveness can be impacted by wind [and air movement]. Place upwind on a windy day.
6. Do not expose open mats [or device(s)] to rain.
7. Remove cap prior to starting. The device will not operate with the cap in place.

Maintenance [storage] [travel] [and] [Care]

1. Condensation can build up on and around the grill over time. Clean with a damp cloth if needed. Do not use chemicals or abrasives.
2. [Replace cap and] store in a dry place when not using the repeller.
3. Partially used mats should be disposed of [and batteries should be removed] prior to storing for extended periods of time. [See Storage and Disposal Instructions]
4. Fuel cartridges are not permitted on a plane, either as checked or carry on luggage. Please remove from repeller prior to air travel. **Troubleshooting**

1. Wind and other conditions may cause the flame to go out. Restart the repeller if flame is not visible through the view window.
2. [Altitude above 7,000 ft may prevent repeller from functioning properly]
3. If the repeller won't [turn on][light] or stay [on][lit]:
 - a. Confirm that the fuel cartridge [canister] is not empty
 - b. Ensure the fuel cartridge [canister] is fully threaded into the fuel port
 - c. Listen for fuel flow to ensure fuel is properly running
 - d. [Turn the repeller to the START position][pinch the start switch][press the start button], confirming [until] you hear a click
 - e. [Repeat start instructions]

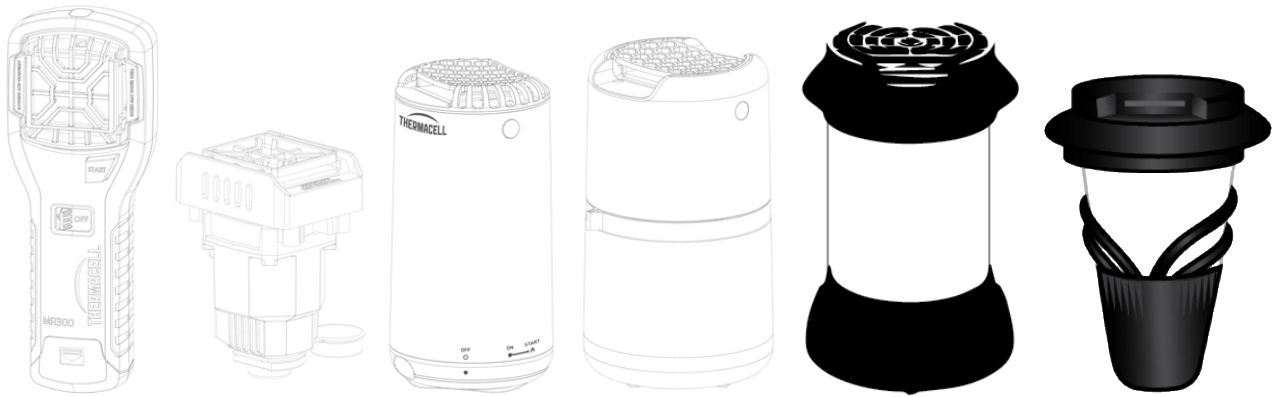
If you are still bothered by mosquitoes [after 15 minutes], [check that]:

4. [Check that] the device is lit by looking for a small [orange or blue] glow inside the view window.
5. [Check that] fuel remains in the cartridge.
6. [Ensure that you are using a fresh mat][Replace used mosquito repellent mat with a new mat.]
7. Call or email customer service if you are still experiencing issues.

{Thermacell devices – for reference only }
{Portable}

{Tabletop}

{Lighted}



Questions?

We're here to help, 24/7.

Call us: 1-866-753-3837

Email us: service@thermacell.com

Write us: Thermacell Repellents, Inc., 26 Crosby Drive, Bedford, MA 01730

Thermacell® Mosquito Repellent II Mat**Active Ingredient:**

prallethrin 10.86%

Other Ingredients 89.14%

Total 100.00%

Contains petroleum distillate

Keep Out of Reach of Children

CAUTIONSee outer carton for additional First Aid, precautionary statements
and Directions for Use.**Net Weight [Wt.]: 0.06 oz [1.7 g]****EPA Reg. No. 71910-6** **EPA Est. No.** {Determined at time of order}**[Manufactured for:]****©Thermacell Repellents, Inc.**

[26 Crosby Drive] Bedford, MA 01730-1402

Made [and Printed] in {Determined at time of order}

{Thermacell® Butane Cartridge Labeling}**Thermacell® Fuel Cartridge**
Keep Out of Reach of Children

DANGER⁶ Extremely flammable. Contents under pressure. [See box for additional precautions.] [Contains Butane/Isobutane blend.] [Vapors may cause flash fire. Use only in a well ventilated area. Do not use, store, or dispose near heat, sparks, or flames or other ignition sources. Do not puncture or incinerate. Containers exposed to direct sunlight or otherwise heated above 120°F (49°C) may burst, causing injury. Store in cool, dry, well-ventilated area. Inhaling the contents may be harmful or fatal. If vapors are inhaled, remove person to fresh air.] [Intentional misuse by deliberately concentrating and inhaling the contents may be harmful or fatal.] [Use only with Thermacell® products.]

Net Wt 0.41 oz [11.5 g]

©Thermacell Repellents Inc.

[26 Crosby Drive] Bedford, MA 01730-1402

[Thermacell® is a Registered Trademark of Thermacell Repellents, Inc.]

⁶ {NOTE TO REVIEWER: This use of DANGER and the text for the butane cartridge are in accordance with CPSC and Federal Hazardous Substances Act (FHSA) Requirements.}

{Labeling - all devices }

Thermacell® Mosquito Repellent II [Device]

{Labeling for device top}

ATTENTION - HOT SURFACE [Insert mat under grill]

{Labeling for device base, lid or other integral part of the device and backpacker travel bag and/or tag/insert}

Keep Out of Reach of Children

CAUTION

Read **Directions for Use, First Aid and Precautionary Statements** on all packaging prior to use. Only for outdoor use as a mosquito repellent. Do not use indoors, in a tent or any enclosed area. Do not touch the [black] grill while the device is in use. Do not cover while in use.

{Handheld Appliance} Grill is hot while in use. Place on a flat, stable surface with the grill facing upward. Do not cover repeller during use. Do not expose device to rain.

{Standing (lantern) appliances} Place on a flat, stable surface. Do not cover repeller during use. Do not expose device to rain. [Place cover under repeller during use.]

{Mountable appliances} [Place on pole as directed] [Place cover under repeller during use.]

{Backpacker appliance} To ensure proper fuel flow, tighten unit onto gas canister until [color][threaded adapter] makes contact with rim of canister.]

Use only Thermacell refills[and][cartridges]

EPA Reg. No. 71910-6 EPA Est. No. {Determined at time of order}

©Thermacell Repellents, Inc.

[26 Crosby Drive] Bedford, MA 01730-1402

Toll Free: 1-866-753-3837

[Thermacell® is a Registered Trademark of Thermacell Repellents, Inc.]

{Front Panel AND Insert when applicable}

Thermacell® Mosquito Repellent II

REFILLS

{Select appropriate marketing verbiage, and additional graphics and/or symbols from "Marketing Text" section may be added to the front panel}

Active Ingredient:

prallethrin 10.86%

Other Ingredients 89.14%

Total 100.00%

Contains petroleum distillate

Keep Out of Reach of Children
CAUTION
See [back] [side] [bottom] [panel] [and insert] for additional First Aid and Precautions⁷

Contains

[#] [Thermacell®] Mosquito Repellent II Mat(s)

Net Weight [Wt.] 0.06 oz [1.7 g] each

Total Net Wt⁸ [__ oz] [__ g]]

[#] [Thermacell®] [Fuel] Cartridge(s)

[Net Wt [0.41 oz] [11.5 g] [each]

Total Net Wt⁹ [__ oz] [__ g]]

EPA Reg. No. 71910-6 EPA Est. No. {Determined at time of order}

[Manufactured for:]
©Thermacell Repellents, Inc.
26 Crosby Drive
Bedford, MA 01730
Toll Free: 1-866-753-3837
Email: Service@Thermacell.com

[Mats] [Made][Manufactured][packaged] in [determined at time or order]

⁷ {NOTE TO REVIEWER: All outer boxes carry all Precautionary Statements, First Aid and Disposal. When used, one insert will carry all Precautionary Statements, First Aid and Disposal along with the Front Panel. A second, device specific insert (User Guide), will carry the Directions For Use.}

⁸ Refill packages contain from 3 to 75 mats (0.18 to 4.5 oz ; 15.3 to 127.5 g).

⁹ Refill packages contain from 1 to 25 (0.41 to 10.25 oz ; 11.5 to 287.5 g) fuel cartridges and 0 for the Backpacker refill.

{Side / Bottom Panel AND Insert when applicable}

PRECAUTIONARY STATEMENTS

Hazards to Humans & Domestic Animals

CAUTION: Contains petroleum distillate. Harmful if swallowed or absorbed through skin. Causes moderate eye irritation. Avoid contact with skin, eyes or clothing. Wash hands thoroughly with soap and water after handling and before eating, drinking, chewing gum, using tobacco or using the toilet. Remove and wash contaminated clothing before reuse.

First Aid

If Swallowed:	<ul style="list-style-type: none"> Call a poison control center or doctor immediately for treatment advice. Do not induce vomiting unless told to do so by a poison control center or doctor. Do not give any liquid to the person. Do not give anything by mouth to an unconscious person.
If On Skin or Clothing:	<ul style="list-style-type: none"> Take off contaminated clothing. Rinse skin immediately with plenty of water for 15-20 minutes. Call a poison control center or doctor for treatment advice.
If In Eyes:	<ul style="list-style-type: none"> Hold eye open and rinse slowly and gently with water for 15-20 minutes. Remove contact lenses, if present, after the first 5 minutes, then continue rinsing eyes. Call a poison control center or doctor for treatment advice.
<p>Have the product container or label with you when calling a poison control center or doctor, or going for treatment. For additional information on this pesticide product (including health concerns, medical emergencies or pesticide incidents), you may call 1-866-753-3837, Monday through Friday, 8:30 AM to 4:30 PM EST. After 4:30 PM, call your poison control center or 1-800-222-1222.</p>	
<p>Note to Physician: Contains petroleum distillate. Vomiting may cause aspiration pneumonia.</p>	

{**Note:** The first aid statements' grid format will be used if market label space permits; otherwise a paragraph format will be used.}

Physical and Chemical Hazards

{If fuel cartridge is included:} [Fuel Cartridge] Hazard: Extremely flammable. Contents under pressure. Vapors may cause flash fire. Use only in a well ventilated area. Do not use, store, or dispose near heat, sparks, or flames or other ignition sources. Do not puncture or incinerate. Containers exposed to direct sunlight or otherwise heated above 120°F (49°C) may burst. Store in cool, dry, well-ventilated area. Inhaling the contents may be harmful or fatal. Intentional misuse by deliberately concentrating and inhaling the contents may be harmful or fatal. If vapors are inhaled, remove person to fresh air.

Environmental Hazards

This product is toxic to fish and aquatic invertebrates. Do not apply directly to water. Do not contaminate water when cleaning equipment or disposing of equipment washwater or rinsate. Drift may be hazardous to aquatic organisms in water adjacent to treated areas.

{Side / Bottom Panel AND Insert when applicable}

DIRECTIONS FOR USE

It is a violation of Federal law to use this product in a manner inconsistent with its labeling.
[See [leaflet] [insert] [s] inside box for usage directions.]

Use Restrictions:

Only for outdoor use as a mosquito repellent. Do not use indoors, in tents or in any enclosed area. Cover or remove all exposed food. Do not leave device unattended. Always operate device on a flat, stable surface with the grill facing upward. Only use Thermacell® mats and cartridges in this device. Ensure vents and grill are not covered during use. Do not expose to rain. Do not attach device to your body or clothing while in operation. If using device with any accessory, Keep Repeller in the OFF position during transport.

1. If the repeller has a fuel port cover or base, remove the fuel port cover or the repeller core from the base to access the fuel cartridge port. Remove cap from fuel cartridge and screw into fuel cartridge port. Screw the fuel cartridge into the port until hand-tight. Place the fuel port cover back on the repeller or place the repeller core into the base once fuel cartridge is inserted.
2. If the repeller has a cap, remove cap from repeller.
3. Unwrap a Thermacell Mosquito Repellent II mat and slide under the grill of repeller. To replace an old mat, push the old mat out using a new mat. Repeller must be off when inserting or changing mats.
4. Twist or slide the ON/OFF switch to the ON position. Wait 5 seconds and listen for fuel flow to ensure fuel is properly running.
5. Twist or slide switch to the START position; the switch will then return to the ON position. On certain models, Push START button until you hear a click. Check the view window for an orange glow. Click to START again if you do not see an orange glow.
6. Place repeller in the center of the area where protection is desired and allow up to 10-30 minutes for the full zone to be established
7. When finished using the repeller, twist the base or slide the switch to the OFF position.

Troubleshooting:

1. If you are still bothered by mosquitoes:
 - a. Change repellent mat. Mats change from blue to white when they need to be replaced.
 - b. Confirm the device is properly running by looking for a small orange glow inside the view window.
2. If the repeller won't stay on:
 - a. Confirm that the fuel cartridge is not empty.
 - b. Ensure the fuel cartridge is fully threaded into the fuel port.
 - c. Confirm cap is removed from the repeller.
 - d. Repeat start instructions.

{Side / Bottom Panel AND Insert when applicable}

Storage and Disposal

Do not contaminate water, food or feed by storage or disposal.

Pesticide Storage: Store unused mats in original box in a cool, dry place inaccessible to children and pets. Store device and fuel cartridges in original box in a cool, dry place away from sources of heat. Store Post Cap on [deck] [post] with cover closed [to keep out dirt and water]. [Store [alkaline] [lithium] batteries in cool, dry place away from heat or open flame.] **Pesticide Disposal and Container Handling:** Non-refillable container; do not refill or reuse this container. **If cartridge is empty or for used mats:** Do not reuse empty packaging, [envelopes] {or} [wrappers] or cartridges. Do not puncture or incinerate empty cartridges. Place in trash or offer for recycling if available. **If cartridge is partly filled or for unused mats:** Call your local solid waste agency for disposal instructions. Never place unused mats down any indoor or outdoor drain. **For unwanted device:** [Place in trash or offer for recycling if available.] [Thermacell products contain recyclable materials and should not be put into the municipal waste stream. Contact your local municipality for recycling directions.]

Batch Code [Lot Number]: _____

{Optional Marketing Statements}**{Descriptors for devices}**

- | | | | |
|-----------------|---|---------------------------|--|
| 1. Backpacker | 8. Patio Shield [Metal Edition] [Color name] | 14. True Timber | 17. Colors (graphite, fiesta red, glacier white, greenery, etc.) |
| 2. Backyard | 9. Realtree | 15. Core | 18. Perimeter |
| 3. Bristol | 10. RedHead | 16.[Compact][Mini] [Camp] | [System][Expansion][Kit][Pack] |
| 4. Halo [-Mini] | 11. Scout | [Large][Small]Lantern] | 19. Torch |
| 5. Lookout | 12. [#] Series | [-S][X][XL] | |
| 6. [M][R] [#] | 13. Trailblazer | | |
| 7. Pathfinder | | | |

Color descriptor example:

**{Repellency Claims}**

1. Repels mosquitoes
2. Keeps Mosquitoes Away [without spray]
3. [Provides] [15 x] 15 ft [Zone][of] Mosquito Protection [Mosquito Repellent] [Mosquito Protection Zone]
4. 15 ft Zone Mosquito Protection {only used on packaging, will include graphic}
5. [Provides] 15 ft [zone] of mosquito protection
6. [Zone][Area] Mosquito Repellent
7. On demand mosquito protection
8. No Spray [mosquito repellent]
9. Repel[s] Mosquitoes without Spray
10. [provides] up to XXX¹⁰ sq feet of protection from mosquitoes {For Multipacks}
11. [expand][customize] your zone [size] [with additional units]
12. Extended Mosquito Protection [System]
13. [Expandable] [Extended][Backyard][Porch][Deck][Patio] Mosquito Defense [System]
14. Deep Forest
15. 10 ft Zone Black Flies and No See Ums {only used on packaging, will include graphic}
16. [Provides] [10 x] 10 ft [Zone][of] Protection from black flies and biting midges
17. Creates a Zone of Protection
18. Zone Repellent Technology
19. No sprays, lotions, or [smoky][smelly] candles.
20. No Candles, Torches, or Open Flames to worry about.
21. [Nothing][No need [to apply][for anything] on your skin or clothing.
22. Protects without the mess [of candles or torches]
23. [To protect larger areas] Use multiple repellents [to form a perimeter of protection]
24. Place nearby for the best protection.
25. Advanced Mosquito Protection
26. Multi-Insect Protection [Mosquitoes, No See-Ums, Black Flies]
27. New, more effective formula (Used only for the first 6-months of introduction)

¹⁰ Efficacy data reports a 15 ft area of mosquito protection. For large areas requiring protection appliances are set 15 ft apart. This marketing information is only for packages containing more than one appliance.

28. Mosquito {Image on front/side panel of outer carton}
29. Black Flies { Image on front/side panel of outer carton}
30. No See-Ums {Image on front/side panel of outer carton}

{Promotional statements}

1. Bonus[Club][Pro][Camo][Hunt][Hunter's][Camp][Patio][#][Hour][Value] Pack
2. Includes [additional] [extra] [Free] [XX¹¹ hour] refill [included]
3. [Original] 4 hour mats [and fuel cartridge] included [FREE] [Inside]
4. Includes [Bonus] [Camo] [Holster for Mat and Fuel Storage] [with] [molle bag][belt clip][LED light][tree hanger] [clamp] [Carry] Case [inside] [included] [The "no-hands" way to transport and secure Thermacell [appliances]]. [Convenient way to transport appliance]
5. Buy one get one free
6. Limited time [special] [bonus][free] offer
7. (X¹²) [repeller] pack {multiple unit pack}

{Education statements}

How it works [how does it work] [How [Does] the System Work[s]]:

1. Provides 15 ft [x 15 ft Zone] [of] Mosquito Protection [mosquito protection zone] [, the size of an average deck]
2. [Heat activated] mat releases repellent into the air creating a 15 ft [x 15 ft] Mosquito Protection Zone [Zone [of] Mosquito Protection]
3. How it [Thermacell] Works: Our precision [high performance] fuel cartridge provides heat [powers an internal heater], which activates the blue mat [the repellent] [in the blue mat]. Once activated [In 15 minutes], [the blue mat releases the repellent into the area] [the repellent is released by the blue mat], forming an [invisible] [and scent free] repellent against mosquitoes. [The scent free, invisible repellent forms a [powerful] repellent against mosquitoes.]

How it [Thermacell] Works: Thermacell Mat and Fuel Repellers use a precisely formulated fuel cartridge that provides heat [powers an internal heater]. The blue mat contains a [our] proprietary [heat activated] repellent. In minutes, the [heat activated] repellent forms an invisible repellent against mosquitoes.

How it [Thermacell] Works: The Thermacell System uses a precision fuel cartridge that generates heat [powers an internal heater]. The heat from the fuel cartridge [heater] activates the repellent, which forms an invisible repellent against mosquitoes.

{Quick Start information; used on all devices as appropriate; may be printed on product tags or sleeves}

Quick Start [Guide]:

1. [Remove Cap][tie tether to [pole][mount]]
2. Insert [mosquito] [repellent] Mat
3. [Remove Cap [from cartridge]]. Insert [Screw in] [attach] Fuel Cartridge [canister][until tight]
4. Twist[Turn][Slide][Flip] [mode] [ON/OFF][fuel][switch] [to] ON [and] [wait 5 seconds]
5. Click [push] [twist][pinch] [to] [START] [button][position][tab] [(switch will return to on)]
6. [Look] [Check Flame]. Confirm flame is lit [Check [look through] the view window for an orange glow[to confirm product is started]]. [A small flame should be visible] [through the view window]
7. Refer to user guide provided for complete directions for use.
8. See insert for additional First Aid and Precautions.

{Battery statements – used on devices as appropriate}

1. Do not mix old and new batteries. Do not mix alkaline, standard or rechargeable batteries.
2. [#] [size] battery [for] [Zone Indicator] [ZoneCheck]
3. [#] [size] Batteries [not] [included] [sold separately] [required for light] [required for] [ZoneCheck] [Zone indicator]

¹¹ XX = 1 – 75 mats = 4 – 300 hours

¹² Thermacell sells multi-packs. Quantities will be from 1 to 6

{Refill statements¹³}

1. [#] hour pack includes [#] fuel cartridges and [#] mats
2. Each mat lasts a maximum of 4 hours
3. Refills [Available][Included]
4. Thermacell® refills may be used in [other] [all] [any] [these] Thermacell® Mosquito Repellent products
5. [#] mosquito repellent mats [provide] [=] [work for a total of] [#] hours
6. [#] fuel Cartridge[s] lasting 12 hours each
7. [Each] [fuel] cartridge lasts a maximum of 12 hours
8. [Includes] [#] hours [mosquito] protection. [#] mosquito repellent mats [lasting] 4 hours each {i.e. 48 hours mosquito protection. 12 mosquito repellent mats lasting 4 hours each}
9. [#] mosquito repellent mats [lasting] 4 hours each, [#] hours total mosquito protection. {i.e.: 12 mosquito repellent mats lasting 4 hours each, 48 hours mosquito protection.}
10. Mats only. [fuel cartridges not included.]
11. [Value Pack] [Bonus Pack] [Mega Pack] [mats =] [#] hours of protection against mosquitoes
12. Powered by [image of refill] [Mat and Fuel Refills]
13. [Package] Includes {image of refill} [Refill]
14. 12 hour fuel capacity
15. Utilizes mat and fuel refill
16. Intended for use with Thermacell Backpacker Repeller only [does not include fuel cartridges needed to operate other Thermacell Fuel and Mat products]
17. New Look, [Same great product [refill]]
18. Stay protected with refills
19. Use only with Thermacell BLUE Mat & Fuel Refills.
20. Contains Genuine Thermacell BLUE Mat & Fuel Refills.
21. Not for use in Radius Devices
22. Starter Refill [Included]
23. [X¹⁴] Hr [Hours] of Protection Included
24. Compatible with: {Images of Compatible Repellers}

Our Products – Mat and Fuel



Product Families

Adventure



At Home



THERMACELL

Thermacell Repellents, Inc. (CONFIDENTIAL)

¹³ All refill statements are calculated as number of mats x 4 hrs = total hours (ex. 4 mats time 4 hrs ea = 16 hrs)

¹⁴ X = 1 – 75 mats = 4 – 300 hours

25. Compatible with all [fuel powered][mat and fuel] repellents

{Non-repellency marketing statements}

1. No candle(s)
2. No [open] flame [or candles]
3. Lightweight and Silent [and Portable]
4. Easy to use [refills]
5. Scent-free [No Scent]
6. Turn it on when you need it, Turn it off when you don't
7. Silent
8. Heat Activated Repellent [Mat]
9. Ideal for use on decks, patios and backyards.
10. [brand name] Ideal for {areas product can be used, not all products will list the same items from this list} Backyard, Camping, Hunting, Basecamp, DIY, Fishing, Patio, Deck, Spectator Sports, Swimming, Beaches, Parties, Gardening, Outdoor Entertaining, Campsites, Docks, All Around Outdoor Use, Jobsites, Boating, Outdoor Events
11. [Ideal for use in] [Ideal uses][Use]:




12. Remove prior to [and during] use
13. [This package] [Package] contains
14. Welcome to the Thermacell Family
15. More [fun][adventure][experience], less mosquitoes
16. Focus on the fun, not the mosquitoes
17. Essential gear for adventure
18. Live Life Outdoors
19. Fuel canister sold separately {Backpacker appliance only}
20. Does not damage plastic
21. Will not Damage Fishing Lines, Plastics or other Synthetic Materials
22. Will not harm gear and equipment [Will not harm plastics and fabric]
23. Gear Friendly
26. No Smoke
27. Invisible [Zone of] Protection
28. Won't [will not] spook game
29. Stay Invisible
30. Fuel [Cartridge] Provides Heat
31. Heat Activates Mosquito Repellent [in Mat]
32. [In 10-30 Minutes] [Mosquito Repellent Forms a Protection Zone] A 15' Protection Zone Forms
33. Simple
34. Clean [No Mess]
35. Bring on summer [nights].
36. Take back your patio.
37. Activated Repellent forms [a] zone of protection.
38. Stay protected inside the zone.

{Product claims as appropriate to each device}:

1. Accepts [up to] [#] fuel cartridges for [#] hours of fuel runtime
2. [#] hour fuel capacity
3. [Fuel efficient] [Uses only # g/hr of fuel]
4. [#] oz Canister [=] [#] hour(s) run time
5. Compatible with all major brands of [pressurized] [self-sealing] [isobutane] [butane] [propane] [mix] camping [fuel][gas] canisters (sold separately)
6. Weather-resistant design and cover protect the repeller from the elements when not in use
7. [water resistant][protective] Travel bag [included]
8. [Optimal] [Dependable] performance up to [#] feet of elevation
9. ZoneCheck
10. ZoneCheck [Monitor] [light] [tells] [shows] [you] [it's] [marketing name] [is] working] [on] [activated]
11. [{marketing reference}] ZoneCheck [Monitor] Guide
12. [Pulse] [Blue] [=] {marketing reference} [is turned on and] [Mosquito Protection] Zone is being created]
13. [Solid] [Blue] [=] the [zone of] mosquito protection] [mosquito protection zone] is active
14. ZoneCheck technology; A [subtle] [pulsing] LED indicates [Zone of] Mosquito Protection] [Mosquito Protection zone] status
15. [#] mm [tall] x [#] mm [wide] [#] mm [deep] {dimensions of the device}
16. Integrated [Accessory] Rail System
17. Protective [storage] cover
18. Cover [conveniently] stores under [Marketing product name] while in use.
19. Compact [design]
20. Lightweight [only] [#] [ounces] [g]
21. Portable
22. Includes [all-season] [weather-resistant] cover
23. Redesigned [Improved] Grill
24. Rubber Armored [body]
25. Landscape height [or full height]
26. Adjustable pole [length][height] [from X ft to X ft][[X] or [X] height pole
27. [#] Pole pieces – Total [pole] length [is] [#] [inches] [feet]
28. The [camp] [lantern] [torch] that [repels] [doesn't attract] mosquitoes.
29. Impact resistant [construction] [material]
30. [Built in] [recessed] hook on lantern base
31. Water [weather] resistant [light]
32. [Dual use:] Repels mosquitoes and provides [bright] [ambient] [flickering] light
33. Provides warm light
34. Flickering [or steady][candle-like] LED light[ing]
35. [#] Lumens
36. [Bright] LED light
37. [#] Light Settings: [high, medium, low and SOS strobe]
38. [#] LED Torch(s) with tabletop stand and protective [safety] cover [cap]
39. [Lantern] [Torch] LEDs provide [bright] light with no open flame
40. [Lantern] [Torch] Light + Mosquito repellent
41. [#] [hours][hr][s] [=] [long][LED] [run time] [on] [high][low][setting] {this may appear as a chart see below, this claim indicates how long the light will run under battery power, significant for camping}

	Lumens	LED Runtime
High Setting	300	50hr
Low Setting	55	300hr

- 42. Battery Power indicator shows remaining battery life [Green [indicates] [=] adequate power, yellow [indicates] [=] power is getting low, red [indicates] [=] change battery soon]
- 43. Additional mat storage [inside]
- 44. [Just] twist to start
- 45. No Mess
- 46. 2 in 1 [Torch] [Light + Mosquito Repellent][multiple uses]
- 47. Multi Use Torch
- 48. Award Winning
- 49. Use as landscape height or attach to deck post
- 50. [Premium][Metal] [Brushed Aluminum] [anodized] [all-weather][rust-free] [finish]
- 51. Breakaway Post mount
- 52. Post mount flips up when not in use
- 53. Look inside for usage instructions.
- 54. Open for Instructions [User Guide]
- 55. [Breakaway] [Pole] [Post] [Deck] [pole]mount [Shown]
- 56. Protect [Decks], [Patios], [Outdoor Areas], [Doorways].
- 57. Dual Use. [Pole] [Stake] [Landscape] [or] [Post] [Deck] Mount.
- 58. Adjustable Height [Pole]. [X] or [X] Height Pole
- 59. Place A Repeller Every [15' for mosquitoes][10' for black flies and no see ums] [to Establish a Continuous Zone of Protection]
- 60. Easy to Install
- 61. Repels Mosquitoes Without Spray
- 62. [Expandable] [Extended] [Backyard] [Porch] [Deck] [Patio] Mosquito Defense [System]
- 63. (X¹⁵) [repeller] pack {multiple unit pack}
- 64. No Smoke
- 65. Fuel [Cartridge] Provides Heat, Heat Activates Mosquito Repellent [in Mat]
- 66. [Multiple] [Versatile] [Mounting] [Usage] [Installation] options
- 67. [Item component name] {decription of device component like fuel port cap, grill, fuel port etc.}
- 68. [Stop]Important: Read First
- 69. Versatile
- 70. Included [Contains]: [Visual of Pack Contents]



- 71. LED light

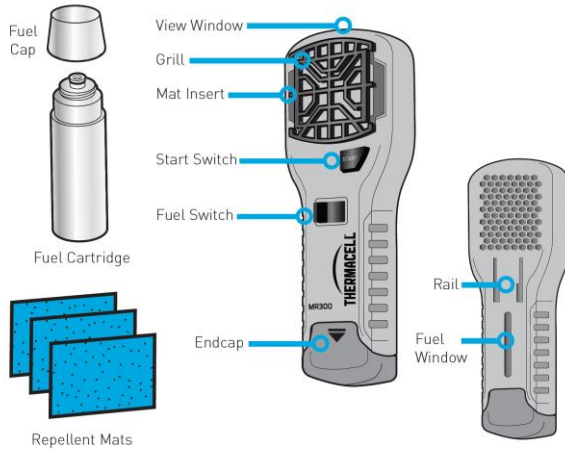
¹⁵ 1 to 4 repellents

- 72. ZoneCheck [360]
- 73. Light + Mosquito Repellent
- 74. Provides warm light
- 75. This is one light that won't attract mosquitoes.
- 76. Light your space and repel mosquitoes.
- 77. Repeller [Device] [Repellent] operates with or without light.
- 78. Soft light[ing]
- 79. Provides Light
- 80. New Look¹⁶.
- 81. Continuous Action

¹⁶ This claim will only be available for 6 months after the label is accepted.

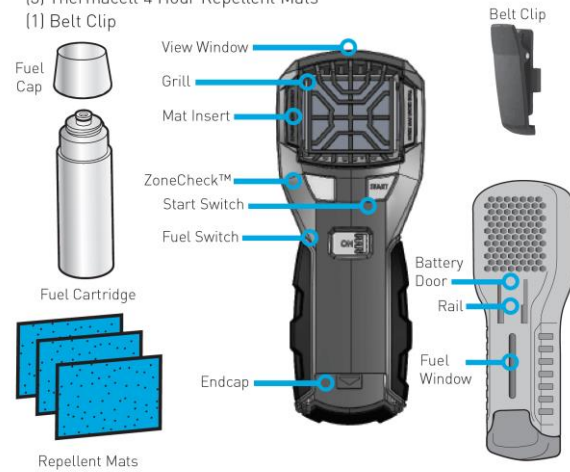
In the Box (MR300)

- (1) Thermacell MR300 Mosquito Repeller
- (1) Thermacell 12 Hour Fuel Cartridge
- (3) Thermacell 4 Hour Repellent Mats



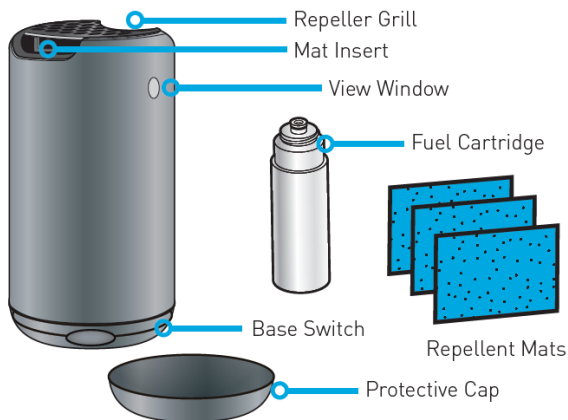
In the Box (MR450)

- (1) Thermacell MR450 Mosquito Repeller
- (1) Thermacell 12 Hour Fuel Cartridge
- (3) Thermacell 4 Hour Repellent Mats
- (1) Belt Clip



In the Box

- (1) Thermacell® Patio Shield™ Mosquito Repeller
- (1) Thermacell® Patio Shield™ Cap
- (1) Thermacell® 12 Hour Fuel Cartridge
- (3) Thermacell® 4 Hour Repellent Mats



Contains:

- Mosquito Repeller Unit
- Pole
- Cover
- 1 Thermacell Mosquito Repellent Cartridge
- 3 Thermacell Mosquito Repellent Mats



In the Box

- [2] Thermacell Perimeter System Mosquito repellors
- [2] Thermacell 12 hour fuel cartridges
- [4] Thermacell 4 hour mosquito repellent mats
- [4] Pole segments
- [2] Thermacell Thermacell Perimeter System ground stakes
- [2] Thermacell Thermacell Perimeter System post mounts

