



UNITED STATES ENVIRONMENTAL PROTECTION AGENCY  
WASHINGTON, DC 20460

OFFICE OF CHEMICAL SAFETY  
AND POLLUTION PREVENTION

December 2, 2021

Bill Berti, Ph.D.  
Manager, Regulatory and Scientific Affairs  
NICHINO AMERICA, INC.  
4550 Linden Hill Road, Suite 501  
Wilmington, DE 19808 U.S.A

Subject: PRIA Label Amendment – Added aerial applications on Almond, Pistachio, Tree Nut Crop Group 14-12, and Melon Crop Subgroup 9A; added Peanut and Tropical and Subtropical Fruit, Medium to Large Fruit, Smooth, Inedible Peel Subgroup 24B excluding Banana.  
Product Name: NAI-2666 20SC Miticide/Insecticide  
EPA Registration Number: 71711-57  
Application Date: 01/25/2021  
Decision Number: 570681

Dear Mr. Berti:

The amended label referred to above, submitted in connection with registration under the Federal Insecticide, Fungicide and Rodenticide Act, as amended, are acceptable. This approval does not affect any conditions that were previously imposed on this registration. You continue to be subject to existing conditions on your registration and any deadlines connected with them.

A stamped copy of your labeling is enclosed for your records. This labeling supersedes all previously accepted labeling. The next label printing of this product must use this labeling unless subsequent changes have been approved. You must submit one copy of the final printed labeling before you release the product for shipment with the new labeling. In accordance with 40 CFR 152.130(c), you may distribute or sell this product under the previously approved labeling for 18 months from the date of this letter. After 18 months, you may only distribute or sell this product if it bears this new revised labeling or subsequently approved labeling. “To distribute or sell” is defined under FIFRA section 2(gg) and its implementing regulation at 40 CFR 152.3.

Should you wish to add/retain a reference to the company’s website on your label, then please be aware that the website becomes labeling under the Federal Insecticide Fungicide and Rodenticide Act and is subject to review by the Agency. If the website is false or misleading, the product would be misbranded and unlawful to sell or distribute under FIFRA section 12(a)(1)(E). 40 CFR 156.10(a)(5) list examples of statements EPA may consider false or misleading. In addition, regardless of whether a website is referenced on your product’s label, claims made on the website may not substantially differ from those claims approved through the registration process. Therefore, should the Agency find or if it is brought to our attention that a website contains false

Page 2 of 2  
EPA Reg. No. 71711-57  
Decision No. 570681

or misleading statements or claims substantially differing from the EPA approved registration, the website will be referred to the EPA's Office of Enforcement and Compliance.

Your release for shipment of the product constitutes acceptance of these conditions. If these conditions are not complied with, the registration will be subject to cancellation in accordance with FIFRA section 6. If you have any questions, you may contact Robert Mitchell at 202-566-2842 or via email at [mitchell.robert@epa.gov](mailto:mitchell.robert@epa.gov).

Sincerely,

A handwritten signature in black ink, appearing to read "Elizabeth Fertich". The signature is fluid and cursive, with the first name being more prominent.

Elizabeth Fertich  
Product Manager 4  
Invertebrate-Vertebrate Branch 1  
Registration Division  
Office of Pesticide Programs

Enclosure



FENPYROXIMATE GROUP 21A INSECTICIDE

### NAI-2666 20SC Miticide/Insecticide

**ACTIVE INGREDIENT:**

**Fenpyroximate:** Benzoic acid, 4-[[[(E)-[(1,3-dimethyl-5-phenoxy-1H-pyrazol-4-yl)methylene] amino]oxy]methyl]-, 1,1-dimethylethyl ester..... **20.0%**

**Other Ingredients:** ..... **80.0%**

**Total** ..... **100.0%**

Contains 1.80 lb. active ingredient per U.S. gallon

EPA Reg. No. 71711-57

EPA Est. No. \_\_\_\_\_

[Alternate Brand Names: FujiMite® 20SC Miticide/Insecticide; FujiMite XX Miticide/Insecticide; FujiMite HC Miticide/Insecticide; AKARI® 20SC Miticide/Insecticide]

## KEEP OUT OF REACH OF CHILDREN CAUTION

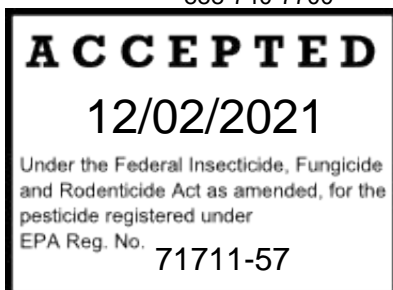
| FIRST AID  |  |
|--|--|
| <b>If swallowed</b>  | <ul style="list-style-type: none"> <li>• Call a poison control center or doctor immediately for treatment advice.</li> <li>• Have person sip a glass of water if able to swallow.</li> <li>• Do not induce vomiting unless told to by a poison control center or doctor.</li> <li>• Do not give anything by mouth to an unconscious person.</li> </ul> |
| <b>If on skin or clothing</b>  | <ul style="list-style-type: none"> <li>• Take off contaminated clothing.</li> <li>• Rinse skin immediately with plenty of water for 15-20 minutes.</li> <li>• Call a poison control center or doctor for treatment advice.</li> </ul>  |
| <b>If in eyes</b>  | <ul style="list-style-type: none"> <li>• Hold eye open and rinse slowly and gently with water for 15-20 minutes. Remove contact lenses, if present, after the first 5 minutes, then continue rinsing.</li> <li>• Call a poison control center or doctor for treatment advice.</li> </ul>   |
| <b>If inhaled</b>  | <ul style="list-style-type: none"> <li>• Move person to fresh air.</li> <li>• If person is not breathing, call 911 or an ambulance; then give artificial respiration, preferably mouth-to-mouth, if possible.</li> <li>• Call a poison control center or doctor for further treatment advice.</li> </ul>   |
| HOTLINE NUMBER   |  |
| Have the product container or label with you when calling a poison control center or doctor, or going for treatment. For additional information on this pesticide product, including human health concerns and medical emergencies, call 1-800-348-5832. In case of fire or spills, information may be obtained by calling 1-800-424-9300. |  |

NET CONTENTS: \_\_\_\_\_

[Manufactured in \_\_\_\_\_] [formulated in \_\_\_\_\_] [and] [packaged in \_\_\_\_\_] for:

**NICHINO AMERICA, INC.**  
4550 Linden Hill Road, Suite 501  
Wilmington, DE 19808  
888-740-7700

Nichino America, Inc.



NAI-2666 20SC MAS-503-4 12012021  
Page 1 of 35

{Notes to Reviewer:

- Optional text in [brackets]}

{Optional statements that may be included on the first page of AKARI 20SC final printed label:}

[FOR USE ON ORNAMENTALS GROWN IN GREENHOUSES AND NURSERIES, GREENHOUSE CUCUMBERS, GREENHOUSE TOMATOES, GREENHOUSE PEPPERS, ORNAMENTAL TREES, VINES, SHRUBS, FOLIAGE, AND FLOWERING PLANTS]

{Note to Reviewer: This language will be on the front panel of the booklet affixed to the container:}

**See [inside] booklet for [First Aid,] [Precautionary Statements,] [and] [Directions for Use]**

{Note to Reviewer: This language will be on the label permanently affixed to the container:}

**See [inside] booklet for [First Aid,] [Precautionary Statements,] [and] [Directions for Use]**

**PRECAUTIONARY STATEMENTS**  
**Hazards to Humans and Domestic Animals**

**CAUTION**

Harmful if swallowed. Harmful if absorbed through skin. Causes moderate eye irritation. Avoid contact with skin, eyes or clothing. Harmful if inhaled. Avoid breathing spray mist. Wash thoroughly with soap and water after handling and before eating, drinking, chewing gum, using tobacco, or using the toilet. Wear long-sleeved shirt, long pants, shoes plus socks, and protective eyewear. Remove and wash contaminated clothing before reuse.

**PERSONAL PROTECTIVE EQUIPMENT (PPE)**

Applicators and other handlers must wear:

- Long-sleeved shirt and long pants
- Waterproof gloves
- Shoes plus socks
- Protective eyewear

**USER SAFETY REQUIREMENTS**

Follow the manufacturer's instructions for cleaning/maintaining PPE. If no such instructions for washables exist, use detergent and hot water. Keep and wash PPE separately from other laundry.

**ENGINEERING CONTROLS**

When handlers use closed systems, enclosed cabs, or aircraft in a manner that meets the requirements listed in the Worker Protection Standard (WPS) for agricultural pesticides (40 CFR 170.240(d)(4-6)), the handler PPE requirements may be reduced or modified as specified in the WPS.

**USER SAFETY RECOMMENDATIONS**

Users should:

- Wash hands before eating, drinking, chewing gum, using tobacco, or using the toilet.
- Remove clothing/PPE immediately if pesticide gets inside. Then wash thoroughly and put on clean clothing.
- Remove PPE immediately after handling this product. Wash the outside of gloves before removing. As soon as possible, wash thoroughly and change into clean clothing.

**ENVIRONMENTAL HAZARDS**

This pesticide is very highly toxic to fish and aquatic invertebrates. For terrestrial uses: Do not apply directly to water, or to areas where surface water is present or to intertidal areas below the mean high water mark. Drift and runoff may be hazardous to aquatic organisms in water adjacent to treated areas. Do not contaminate water when cleaning equipment or disposing of equipment washwater or rinsate.

This product may impact surface water quality due to runoff of rain water. This is especially true for poorly draining soils and soils with shallow ground water. This product is classified as having medium to high potential for reaching both surface water and aquatic sediment via runoff for several weeks after application. A level, well-maintained vegetative buffer strip between areas to which this product is applied and surface water features such as ponds, streams, and springs will reduce the potential loading of this chemical from runoff water and sediment. Runoff of this product will be reduced by avoiding applications when rainfall is forecasted to occur within 48 hours. Sound erosion control practices will reduce this product's potential to reach aquatic sediment via runoff.

**Minimum Honey Bee Toxicity**

**Fenpyroximate is practically nontoxic to bees through acute contact and acute oral exposure when applied to listed crops according to the label directions.**

### **STORAGE AND DISPOSAL**

Do not contaminate water, food, or feed by storage or disposal.

**PESTICIDE STORAGE:** Store in original container and keep tightly closed when not in use. Store in a cool, dry place inaccessible to children and pets.

**PESTICIDE DISPOSAL:** Wastes resulting from the use of this product must be disposed of on site or at an approved waste disposal facility.

#### **CONTAINER HANDLING:**

{Table C3: Label Review Manual for Nonrefillable Plastic containers 5 gallons or less}

[Nonrefillable container. Do not reuse or refill this container. Clean container promptly after emptying. Triple rinse as follows: Empty the remaining contents into application equipment or a mix tank and drain for 10 seconds after the flow begins to drip. Fill the container ¼ full with water and recap. Shake for 10 seconds. Pour rinsate into application equipment or a mix tank or store rinsate for later use or disposal. Drain for 10 seconds after the flow begins to drip. Repeat this procedure two more times. Then offer for recycling if available or reconditioning if appropriate or puncture and dispose of in a sanitary landfill or by incineration. In most states, burning is not allowed.] {OR}

{Table C3: Label Review Manual for Nonrefillable plastic container greater than 5 gallons}

[Nonrefillable container. Do not reuse or refill this container. Clean container promptly after emptying. Triple rinse as follows: Empty the remaining contents into application equipment or a mix tank. Fill the container ¼ full with water. Replace and tighten closures. Tip container on its side and roll it back and forth, ensuring at least one complete revolution, for 30 seconds. Stand the container on its end and tip it back and forth several times. Turn the container over onto its other end and tip it back and forth several times. Empty the rinsate into application equipment or a mix tank or store rinsate for later use or disposal. Repeat this procedure two more times. Then offer for recycling if available or reconditioning if appropriate or puncture and dispose of in a sanitary landfill or by incineration. In most states, burning is not allowed.] {OR}

{Table C10: Label Review Manual for Refillable Plastic containers greater than 5 gallons}

[Refillable container. Refill this container with pesticide only. Do not reuse this container for any other purpose. Cleaning the container before final disposal is the responsibility of the person disposing of the container. Cleaning before refilling is the responsibility of the refiller. To clean the container before final disposal, empty the remaining contents from this container into application equipment or a mix tank. Fill the container about 10 percent full with water. Agitate vigorously or recirculate water with the pump for 2 minutes. Pour or pump rinsate into application equipment or rinsate collection system. Repeat this rinsing procedure two more times. Return to point of sale. Then offer for recycling if available or reconditioning if appropriate or puncture and dispose of in a sanitary landfill, or by incineration, or by other procedures approved by state and local authorities.]

## DIRECTIONS FOR USE

**It is a violation of Federal law to use this product in a manner inconsistent with its labeling.**

Do not apply this product in a way that will contact workers or other persons, either directly or through drift. Only protected handlers may be in the area during application. For any requirements specific to your State or Tribe, consult the State or Tribal agency responsible for pesticide regulation.

### ENDANGERED SPECIES PROTECTION REQUIREMENTS

This product may have effects on endangered species. When using this product, you must follow the measures contained in the Endangered Species Protection Bulletin for the area in which you are applying the product. To obtain Bulletins, no more than six months before using this product, consult <http://www.epa.gov/espp/> or call 1-844-447-3813. You must use the Bulletin valid for the month in which you will apply the product.

### AGRICULTURAL USE REQUIREMENTS

Use this product only in accordance with its labeling and with the Worker Protection Standard 40 CFR Part 170. This Standard contains requirements for the protection of agricultural workers on farms, forests, nurseries, and greenhouses, and handlers of agricultural pesticides. It contains requirements for training, decontamination, notification, and emergency assistance. It also contains specific instructions and exceptions pertaining to the statements on this label about personal protective equipment (PPE) and restricted-entry interval. The requirements in this box only apply to uses of this product that are covered by the Worker Protection Standard. Do not enter or allow worker entry into treated areas during the restricted entry interval (REI) of 12 hours.

For early entry into treated areas that is permitted under the Worker Protection Standard and that involves contact with anything that has been treated, such as plants, soil, or water, wear:

- Coveralls over long-sleeved shirt and long pants
- Waterproof gloves
- Shoes plus socks
- Protective eyewear

### PRODUCT INFORMATION

NAI-2666 20SC Miticide/Insecticide is used for the control of leafhoppers, mealybugs, mites, psylla, psyllids, and whiteflies. NAI-2666 20SC Miticide/Insecticide stops mite feeding immediately after application. NAI-2666 20SC Miticide/Insecticide controls all motile stages of mites by inhibiting cellular respiration in the mitochondrion of cells which results in rapid cessation of all biological activities including feeding and reproduction. Mortality of mites can be observed within 3 to 7 days after intoxication.

NAI-2666 20SC Miticide/Insecticide works primarily through contact action, so thorough spray coverage is necessary. Mix with sufficient water and apply as a foliar spray to obtain uniform coverage. Dense foliage or excessive growth will often prevent adequate coverage; adjust spray volumes accordingly. Treat plants when pests are immature or at a susceptible stage and populations are building, before crop damage occurs.

| <b>Target Species</b>       |                         |
|-----------------------------|-------------------------|
| Apple rust mite*            | Mint bud mite           |
| Asian citrus psyllid        | Pacific spider mite     |
| Avocado Brown mite          | Pear psylla             |
| Banks grass mite            | Pear rust mite          |
| Broad mite                  | Pecan leaf scorch mite  |
| Carmine mite                | Persea mite             |
| Citricola scale             | Plum nursery mite       |
| Citrus bud mite             | Potato leafhopper       |
| Citrus flat mite            | Powdery Mildew*         |
| Citrus leafminer*           | Six spotted mite        |
| Citrus red mite             | Strawberry spider mite  |
| Citrus rust mite            | Texas citrus mite       |
| Citrus thrips*              | Tomato (Potato) psyllid |
| Cyclamen mite               | Tomato russet mite      |
| European red mite           | Two-spotted spider mite |
| Glassy-winged sharpshooter* | Variiegated leafhopper  |
| Grape leafhopper            | White apple leafhopper  |
| Hazelnut-Filbert bud mite   | Whiteflies*             |
| McDaniel mite               | Willamette spider mite  |
| Mealybug species            |                         |

\*suppression

#### **APPLICATION DIRECTIONS**

- Make applications immediately after the spray solution is prepared.
- Apply with properly calibrated spray equipment.
- Apply by ground or air using the recommended water spray volume found in the Directions for Use section of this label.
- Do not apply NAI-2666 20SC Miticide/Insecticide through any type of irrigation system except those described in the CHEMIGATION section.
- For aerial equipment, use medium or coarser droplet size (ASABE S572.1 standard).
- Thorough spray coverage is essential for mite and insect control.
- For best results, apply when pest populations are beginning to build, before reaching economic thresholds. Consult your local agricultural advisor or state cooperative extension service for further information.

#### **CHEMIGATION**

##### **For Chemigation Use On Field Corn, Popcorn, Silage Corn, Seed Corn; Potato**

Apply this product alone or in combination with other products which are registered for application through irrigation systems.

- Apply this product only through center pivot, solid set, hand move, or moving wheel irrigation systems. Do not apply this product through any other type of irrigation system.
- Crop injury, lack of performance, or illegal pesticide residues in the crop can result from non-uniform distribution of treated water.
- If you have questions about calibration, contact State Extension Service specialists, equipment manufacturers, or other experts.
- Do not connect an irrigation system (including greenhouse systems) used for pesticide application to a public water system unless the pesticide label-prescribed safety devices for public water systems are in place.
- A person knowledgeable of the chemigation system and responsible for its operation or under the supervision of the responsible person, shall shut the system down and make necessary adjustments should the need arise.



### **Chemigation Systems Connected to Public Water Systems**

- Public water system means a system for the provision to the public of piped water for human consumption if such system has at least 15 service connections or regularly serves an average of at least 25 individuals daily at least 60 days out of the year.
- Chemigation systems connected to public water systems must contain a functional, reduced-pressure zone, back flow preventer (RPZ) or the functional equivalent in the water supply line upstream from the point of pesticide introduction. As an option to the RPZ, the water from the public water system should be discharged into a reservoir tank prior to pesticide introduction. There shall be a complete physical break (air gap) between the flow outlet end of the fill pipe and the top or overflow rim of the reservoir tank of at least twice the inside diameter of the fill pipe.
- The pesticide injection pipeline must contain a functional, automatic, quick-closing check valve to prevent the flow of fluid back toward the injection pump.
- The pesticide injection pipeline must also contain a functional, normally closed, solenoid-operated valve located on the intake side of the injection pump and connected to the system interlock to prevent fluid from being withdrawn from the supply tank when the irrigation system is either automatically or manually shut down.
- The system must contain functional interlocking controls to automatically shut off the pesticide injection pump when the water pump motor stops, or in cases where there is no water pump, when the water pressure decreases to the point where pesticide distribution is adversely affected.
- Systems must use a metering pump, such as a positive displacement injection pump (e.g., diaphragm pump) effectively designed and constructed of materials that are compatible with pesticides and capable of being fitted with a system interlock.
- Do not apply when wind speed favors drift beyond the area intended for treatment.

### **Sprinkler Chemigation**

- The system must contain a functional check valve, vacuum relief valve, and low pressure drain appropriately located on the irrigation pipeline to prevent water source contamination from backflow.
- The pesticide injection pipeline must contain a functional, automatic, quick-closing check valve to prevent the flow of fluid back toward the injection pump.
- The pesticide injection pipeline must also contain a functional, normally closed, solenoid-operated valve located on the intake side of the injection pump and connected to the system interlock to prevent fluid from being withdrawn from the supply tank when the irrigation system is either automatically or manually shut down.
- The system must contain functional interlocking controls to automatically shut off the pesticide injection pump when the water pump motor stops.
- The irrigation line or water pump must include a functional pressure switch which will stop the water pump motor when the water pressure decreases to the point where pesticide distribution is adversely affected.
- Systems must use a metering pump, such as a positive displacement injection pump (e.g., diaphragm pump) effectively designed and constructed of materials that are compatible with pesticides and capable of being fitted with a system interlock.
- Do not apply when wind speed favors drift beyond the area intended for treatment.

### **Chemigation Calibration and Application Instructions**

Apply NAI-2666 20SC Miticide/Insecticide under the schedule specified in the **Field Corn, Popcorn, Silage Corn, Seed Corn; and Potato Use Directions**, not according to the irrigation schedule unless the events coincide.

The following calibration and application techniques are provided for user reference, but do not constitute a warranty of fitness for application through sprinkler irrigation equipment. Check with state and local regulatory agencies for potential use restrictions before applying any agricultural chemical through sprinkler irrigation equipment.

### Center Pivot Irrigation Equipment

**Notes:** (1) Use only drive systems which provide uniform water distribution. (2) Do not use end guns when chemigating with NAI-2666 20SC Miticide/Insecticide to avoid non-uniform application. (3) Plug the first nozzle closest to the well head to protect the water source.

1. Determine the size of the area to be treated.
2. Determine the time required to apply  $\frac{1}{4}$  -  $\frac{1}{2}$  inch water over the area to be treated when the system and injection equipment are operated at normal pressures as specified by the equipment manufacturer. Run the system at 80 - 95% of the manufacturer's rated maximum travel speed.
3. Using water, determine the injection pump output when operated at normal line pressure.
4. Determine the amount of NAI-2666 20SC Miticide/Insecticide, and any tankmix partners, required to treat the area covered by the irrigation system.
5. Add the required amount of NAI-2666 20SC Miticide/Insecticide, any tankmix partners, and sufficient water to meet the injection time requirements to the solution tank. (See **MIXING DIRECTIONS** section of this label).
6. Make sure the system is fully charged with water before starting injection of the NAI-2666 20SC Miticide/Insecticide solution. Time the injection to last at least as long as it takes to bring the system to full pressure.
7. Maintain constant agitation in the solution tank during the injection period.
8. Inject the specified amount of NAI-2666 20SC Miticide/Insecticide per acre continuously for one complete revolution of the system.
9. Stop the injection equipment after treatment is completed. Continue to operate the system until the NAI-2666 20SC Miticide/Insecticide solution has cleared all the sprinkler heads.
10. Allow time for all lines to flush the pesticide through all nozzles before turning off irrigation water.

### Solid Set, Hand Move, and Moving Wheel Irrigation Equipment

1. Determine the acreage covered by the sprinklers.
2. Fill injector solution tank with plain water and calibrate the flow rate of the system to deliver the contents of the tank over a continuous 20-40 minute time interval.
3. Determine the amount of NAI-2666 20SC Miticide/Insecticide required to treat the area covered by the irrigation system.
4. Add the required amount of NAI-2666 20SC Miticide/Insecticide, and any other tankmix partners, into the same quantity of water used to calibrate the injection period. (See **MIXING DIRECTIONS** section of this label).
5. Operate the system at the same pressure and time interval established during the calibration.
6. Inject specified amount of NAI-2666 20SC Miticide/Insecticide per acre for: (1) a continuous 20-40 minute period at the end of a regular irrigation set, or, (2) as a continuous 20-40 minute injection as a separate application not associated with a regular irrigation to maximize retention of the pesticide by the foliage.
7. Maintain constant agitation in the solution tank during the injection period.
8. Stop injection equipment after treatment is completed. Continue to operate the system until the NAI-2666 20SC Miticide/Insecticide solution has cleared the last sprinkler head. To ensure lines are flushed and free from remaining pesticides, a dye indicator may be injected into the lines to mark the end of the application period.

### USE OF ADJUVANTS

When thorough coverage is a concern, use a spray adjuvant to maximize uniformity of coverage and performance of NAI-2666 20SC Miticide/Insecticide. Use a non-ionic activator type wetting, spreading or penetrating adjuvant or horticultural spray oil adjuvant. Do not use a dormant oil, or binder or sticker-type adjuvant. Non-ionic adjuvants (NIS) should contain at least 75% surfactant. Crop oil concentrates (COC), methylated seed or vegetable oils (MSO), organosilicone products (OS), or blends of these adjuvants should contain at least 15% emulsifier/surfactant. Check compatibility of any adjuvant used with NAI-2666 20SC Miticide/Insecticide before using. Follow the Directions for Use on each adjuvant product label for rates of use and use restrictions.

### **APPLICATION RESTRICTIONS**

- Do not apply within 75 feet of fish-bearing waters.
- Do not use products with the same mode of action in consecutive applications.
- Do not plant rotational crops other than those listed on this label for 30 days following the last application of this product.
- Do not use in greenhouse structures.
- Do not apply by Alternate Row Middle (ARM) spray method.

### **RESISTANCE MANAGEMENT**

For resistance management, NAI-2666 20SC Miticide/Insecticide contains a Group 21A miticide/insecticide. Any insect/mite population may contain individuals naturally resistant to NAI-2666 20SC Miticide/Insecticide and other Group 21A insecticides/ acaricides. The resistant individuals may dominate the insect/mite population if this group of insecticides/ acaricides are used repeatedly in the same fields. Appropriate resistance-management strategies should be followed.

To delay insecticide/ acaricide resistance, take the following steps:

- Rotate the use of NAI-2666 20SC Miticide/Insecticide or other Group 21A insecticides/ acaricides within a growing season, or among growing seasons, with different groups that control the same pests.
- Use tank mixtures with insecticides/acaricides from a different group that are equally effective on the target pest when such use is permitted. Do not rely on the same mixture repeatedly for the same pest population. Consider any known cross-resistance issues (for the targeted pests) between the individual components of a mixture. In addition, consider the following recommendations provided by the Insecticide Resistance Action Committee (IRAC):
  - Individual insecticides selected for use in mixtures should be highly effective and be applied at the rates at which they are individually registered for use against the target species.
  - Mixtures with components having the same IRAC mode of action classification are not recommended for insect resistance management.
  - When using mixtures, consider any known cross-resistance issues between the individual components for the targeted pest(s).
  - Mixtures become less effective if resistance is already developing to one or both active ingredients, but they may still provide pest management benefits.
  - The insect resistance management benefits of an insecticide mixture are greatest if the two components have similar periods of residual insecticidal activity. Mixtures of insecticides with unequal periods of residual insecticide activity may offer an insect resistance management benefit only for the period where both insecticides are active.
- Adopt an integrated pest management program for insecticide/acaricides use that includes scouting, uses historical information related to pesticide use, crop rotation, record keeping, and which considers cultural, biological and other chemical control practices.
- Monitor after application for unexpected target pest survival. If the level of survival suggests the presence of resistance, consult with your local university specialist or certified pest control advisor.
- Contact your local extension specialist or certified crop advisors for any additional pesticide resistance-management and/or IPM recommendations for the specific site and pest problems in your area.
- Report lack of performance to registrant or their representative.

### **MIXING DIRECTIONS**

**NAI-2666 20SC Miticide/Insecticide Alone:** Shake well before using. Begin with clean equipment. Fill spray tank with  $\frac{3}{4}$  of the amount of water needed for the intended application and then turn on agitation. Pour specified amount of product on the surface of the water in the spray tank. Add the balance of the water to the spray tank with agitation running. Keep agitation running during filling and spraying operations. If spraying must be stopped before emptying the sprayer, resume agitation before spraying the remainder of the load. Mix only as much spray solution as can be sprayed within four hours. Storage

and use of the previous day's spray mix may result in reduced activity. When using a closed loading system, rinse the extraction probe within the pesticide container prior to removal of the probe.

**NAI-2666 20SC Miticide/Insecticide Tank Mixtures:** It is the pesticide user's responsibility to ensure that all products are registered for the intended use. Read and follow the applicable restrictions and limitations and directions for use on all product labels involved in tank mixing. Users must follow the most restrictive directions for use and precautionary statements of each product in the tank mixture.

If you have no experience with the combination you are considering, conduct a test to determine physical compatibility. To determine physical compatibility, add the proportions of each chemical with the same proportion of water, as will be present in the chemical supply tank, into a suitable container, mix thoroughly, and allow to stand for five minutes. If the combination remains mixed, or can be readily re-mixed, the mixture is considered physically compatible.

Always follow the labeled mixing instructions of any partner products. Keep agitation running during filling and spraying operations. If spraying must be stopped before emptying the sprayer, resume agitation before spraying the remainder of the load. Storage and use of the previous day's spray mix may result in reduced activity. When using a closed loading system, rinse the extraction probe within the pesticide container prior to removal of the probe.

Begin with clean equipment. Fill spray tank with  $\frac{3}{4}$  of the amount of water needed for the intended application and turn on agitation. If using a buffering agent, add after filling the tank with  $\frac{3}{4}$  amount of water. Add the recommended amount of tankmix products in the following order while maintaining agitation:

- 1) products in water-soluble packets
- 2) wettable powders
- 3) water-dispersible granulars and/or soluble powders
- 4) flowable liquids (including NAI-2666 20SC Miticide/Insecticide)
- 5) emulsifiable concentrates
- 6) adjuvants and/or oils
- 7) remaining amount of water to achieve the desired level

**[NAI-2666 20SC Miticide/Insecticide Tank Mixture with Glyphosate:** Begin with clean equipment. Fill spray tank with  $\frac{3}{4}$  of the amount of water needed for the intended application and turn on agitation. Add a minimum of 10 lbs ammonium sulfate (AMS) per 100 gallons water as a conditioner/ buffering agent while maintaining agitation. AMS is necessary to achieve proper mixing compatibility between NAI-2666 20SC Miticide/Insecticide and glyphosate products. AMS can be in a dry or liquid form. Next add the recommended amount of NAI-2666 20SC Miticide/Insecticide and then add the recommended amount of glyphosate product while maintaining agitation. Always follow the labeled mixing instructions. Maintain agitation during filling and spraying operations. If spraying must be stopped before emptying the sprayer, resume agitation before spraying the remainder of the load. Storage and use of the previous day's spray mix may result in reduced activity. When using a closed loading system, rinse the extraction probe within the pesticide container prior to removal of the probe.]

#### **SPRAY DRIFT ADVISORIES**

- **THE APPLICATOR IS RESPONSIBLE FOR AVOIDING OFF-SITE SPRAY DRIFT.**
- **BE AWARE OF NEARBY NON-TARGET SITES AND ENVIRONMENTAL CONDITIONS.**
- **IMPORTANCE OF DROPLET SIZE**

An effective way to reduce spray drift is to apply large droplets. Use the largest droplets that provide target pest control. For all applications, applicators are required to use a medium or coarser droplet size (ASABE S572.1 standard). While applying larger droplets will reduce spray drift, the potential for drift will be greater if applications are made improperly or under unfavorable environmental conditions.

Controlling Droplet Size - Ground Boom

- Volume - Increasing the spray volume so that larger droplets are produced will reduce spray drift. Use the highest practical spray volume for the application. If a greater spray volume is needed, consider using a nozzle with a higher flow rate.
- Pressure - Use the lowest spray pressure recommended for the nozzle to produce the target spray volume and droplet size.
- Spray Nozzle - Use a spray nozzle that is designed for the intended application. Consider using nozzles designed to reduce drift.

[Controlling Droplet Size - Aircraft

- Adjust Nozzles - Follow nozzle manufacturers recommendations for setting up nozzles. Generally, to reduce fine droplets, nozzles should be oriented parallel with the airflow in flight.]

- **BOOM HEIGHT – Ground Boom**

Apply with the nozzle height recommended by the manufacturer but no more than 3 feet above the ground or crop canopy. For ground equipment, the boom needs to be level with the crop and have minimal bounce.

- **[NOZZLE ORIENTATION - Aircraft**

Nozzles must be oriented so the spray is directed toward the back of the aircraft. Orienting nozzles so that the spray is released parallel to the airstream produces larger droplets than other orientations. Significant deflection from horizontal will reduce droplet size and increase drift potential.]

- **[RELEASE HEIGHT - Aircraft**

Do not release spray at a height greater than 10 feet above the vegetative canopy, unless a greater application height is necessary for pilot safety. Applications more than 10 feet above the vegetative canopy increases the potential for spray drift.]

- **[BOOM LENGTH - Aircraft**

The boom length must not exceed 75% of the wingspan for airplanes or 75% of the rotor blade diameter for helicopters. Using shorter booms decreases drift potential. Applicators must use ½ swath displacement upwind at the downwind edge of the field for aerial applications and apply only when wind speed is 3 to 10 mph.]

- **SHIELDED SPRAYERS**

Shielding the boom or individual nozzles can reduce spray drift. Consider using shielded sprayers. Verify that the shields are not interfering with the uniform deposition of the spray on the target area.

- **WIND**

To avoid spray drift, DO NOT apply when wind speed is greater than 10 mph. Drift potential generally increases with wind speed. AVOID APPLICATIONS DURING GUSTY CONDITIONS. Applicators need to be familiar with local wind patterns and terrain that could affect spray drift.

- **TEMPERATURE AND HUMIDITY**

When making applications in hot and dry conditions, use larger droplets to reduce effects of evaporation.

- **TEMPERATURE INVERSIONS**

To avoid spray drift, DO NOT apply during periods of temperature inversions. Drift potential is high during a temperature inversion. Temperature inversions are characterized by increasing temperatures with altitude and are common on nights with limited cloud cover and light to no wind. The presence of an inversion can be indicated by ground fog or by the movement of smoke from a ground source or an aircraft smoke generator. Smoke that layers and moves laterally in a concentrated cloud (under low wind conditions) indicates an inversion, while smoke that moves upward and rapidly dissipates indicates good vertical air mixing.

- **SENSITIVE AREAS**

Only apply the pesticide when the potential for drift to adjacent sensitive areas (e.g. residential areas, bodies of water, known habitat for threatened or endangered species, nontarget crops) is minimal (e.g. when wind is blowing away from the sensitive areas).

- **AIR ASSISTED (AIR BLAST) FIELD CROP SPRAYERS**

Air assisted field crop sprayers carry droplets to the target via a downward directed air stream. Some may reduce the potential for drift, but if a sprayer is unsuitable for the application and/or set up improperly, high drift potential can result. It is the responsibility of the applicator to determine that a sprayer is suitable for the intended application, is configured properly, and that drift is not occurring.

**Note:** Air assisted field sprayers can affect product performance by affecting spray coverage and canopy penetration. Consult the application equipment manual to determine if use of an air assisted sprayer is required.

- **AIR ASSISTED (AIR BLAST) TREE AND VINE SPRAYERS**

Air assisted tree and vine sprayers carry droplets into the canopy of trees and vines via a radially or laterally directed air stream. These sprayers are not suitable for applying herbicides. In addition to the general drift management practices already described, the following specific practices will further reduce the potential for drift:

- Adjust the deflectors and aiming devices so that spray is only directed into the canopy.
- Block off upward pointed nozzles when there is no overhanging canopy.
- Use only enough air volume to penetrate the canopy and provide good coverage.
- Do not allow spray to go beyond the edge of the cultivated area. Spray the outside row only from outside the planting.

**APPLICATION RATE CHART FOR NAI-2666 20SC MITICIDE/INSECTICIDE**

| <b>Almond; Pistachio [Use Permitted West of the Mississippi River]</b> |   |   |
|--|---|---|
| <b>Pest</b>  | <b>Rate/Acre</b>                              | <b>Use Directions</b>   |
| Mites<br>(see <b>Target Species</b> )                                  | 5.6 to 14.9 fl.oz.<br>(0.079 to 0.210 lb. ai) | <p><b>[WEST OF THE MISSISSIPPI RIVER]</b></p> <ul style="list-style-type: none"> <li>• Apply by ground using a minimum of 100 gallons of water per acre.</li> <li>• Apply by air using a minimum of 10 gallons of water per acre.</li> <li>• Allow 14 days between applications.</li> <li>• Preharvest Interval (PHI): 14 days.</li> </ul> <p>USE RESTRICTIONS</p> <ul style="list-style-type: none"> <li>• Do not apply through any type of irrigation system.</li> <li>• Do not apply more than 29.8 fl. oz. (0.420 lb. ai) per acre per year.</li> <li>• Do not make more than 2 applications per year.</li> </ul> |

| <b>Banana</b>  |  |   |
|--|--|---|
| <b>Pest</b>  | <b>Rate/Acre</b>                             | <b>Use Directions</b>   |
| Mites<br>(see <b>Target Species</b> )<br><br>Whiteflies* | 3.7 to 7.45 fl.oz<br>(0.053 to 0.105 lb. ai) | <ul style="list-style-type: none"> <li>• Apply by ground using a minimum of 70 gallons of water per acre.</li> <li>• Allow 7 days between applications.</li> <li>• Preharvest Interval (PHI): 7 days.</li> </ul> <p>USE RESTRICTIONS</p> <ul style="list-style-type: none"> <li>• Do not apply by air.</li> <li>• Do not apply through any type of irrigation system.</li> <li>• Do not apply more than 14.9 fl. oz. (0.210 lb. ai) per acre per year.</li> <li>• Do not make more than 2 applications per year.</li> </ul> |
| *suppression   |  |   |

| <b>Bean, Succulent</b>  |                              |  |
|---|------------------------------|--|
| bean, snap; blackeyed pea, succulent shelled; broad bean, succulent shelled; chickpea, succulent shelled; cowpea, succulent shelled; crowder pea, succulent shelled; goa bean, succulent shelled; lablab bean, succulent shelled; lima bean, succulent shelled; succulent bean, succulent shelled; southern pea, succulent shelled; soybean, edible, succulent shelled; and velvet bean, succulent shelled. |                              |  |
| <b>Pest</b>   | <b>Rate/Acre</b>             | <b>Use Directions</b>  |
| Mites<br>(see <b>Target Species</b> )<br><br>Whiteflies*  | 7.45 fl.oz<br>(0.105 lb. ai) | <ul style="list-style-type: none"> <li>• Apply by ground using a minimum of 30 gallons of water per acre.</li> <li>• Apply by air using a minimum of 5 gallons of water per acre.</li> <li>• Allow 14 days between applications.</li> <li>• Preharvest Interval (PHI): 1 day</li> </ul> <p>USE RESTRICTIONS</p> <ul style="list-style-type: none"> <li>• Do not apply through any type of irrigation system.</li> <li>• Do not apply more than 14.9 fl. oz. (0.210 lb. ai) per acre per year.</li> <li>• Do not make more than 2 applications per year.</li> </ul> |
| *suppression  |                              |  |

| <b>Berry Subgroup, Low-Growing (Crop Subgroup 13-07G) excluding Cranberry</b>  |   |   |
|--|---|---|
| bearberry; bilberry; blueberry, lowbush; cloudberry; lingonberry; muntries; partridgeberry; strawberry; cultivars, varieties, and/or hybrids of these  |   |   |
| <b>Pest</b>  | <b>Rate/Acre</b>                              | <b>Use Directions</b>   |
| Mites<br>(see <b>Target Species</b> )<br><br>Whiteflies*   | 3.7 to 7.45 fl.oz.<br>(0.053 to 0.105 lb. ai) | <ul style="list-style-type: none"> <li>• Apply by ground application using a minimum of 25 gallons of water per acre.</li> <li>• When using an electro-static sprayer, less than 25 gallons of water per acre may be used; however, do not use less than 10 gallons of water per acre.</li> <li>• Allow 14 days between applications.</li> <li>• Preharvest Interval (PHI): 1 day</li> </ul> <p>USE RESTRICTIONS</p> <ul style="list-style-type: none"> <li>• Do not apply by air.</li> <li>• Do not apply through any type of irrigation system.</li> <li>• Do not apply more than 14.9 fl. oz. (0.210 lb. ai) per acre per year.</li> <li>• Do not make more than 2 applications per year.</li> </ul> |
| *suppression   |   |   |
| <ul style="list-style-type: none"> <li>• Temporary pinking of immature green berries may be observed after an NAI-2666 20SC Miticide/Insecticide application on certain strawberry varieties. This effect is transient and does not affect fruit sizing, color or quality.</li> <li>• Avoid puddling of spray solution on plastic mulch as this can potentially result in underside scarring of fruit in direct contact with the plastic.</li> </ul> |   |   |



| <b>Bushberry Subgroup (Crop Subgroup 13-07B) excluding Highbush Cranberry</b>   |   |   |
|---|---|---|
| Aronia berry; blueberry, highbush; blueberry, lowbush; buffalo currant; Chilean guava; currant, black; currant, red; elderberry; European barberry; gooseberry; honeysuckle, edible; huckleberry; jostaberry; Juneberry (Saskatoon berry); lingonberry; native currant; salal; sea buckthorn; cultivars, varieties, and/or hybrids of these |   |   |
| <b>Pest</b>   | <b>Rate/Acre</b>                              | <b>Use Directions</b>   |
| Mites<br>(see <b>Target Species</b> )<br><br>Whiteflies*  | 3.7 to 7.45 fl.oz.<br>(0.053 to 0.105 lb. ai) | <ul style="list-style-type: none"> <li>• Apply by ground application using a minimum of 25 gallons of water per acre.</li> <li>• When using an electro-static sprayer, less than 25 gallons of water per acre may be used; however, do not use less than 10 gallons of water per acre.</li> <li>• Allow 14 days between applications.</li> <li>• Preharvest Interval (PHI): 1 day</li> </ul> <p>USE RESTRICTIONS</p> <ul style="list-style-type: none"> <li>• Do not apply by air.</li> <li>• Do not apply through any type of irrigation system.</li> <li>• Do not apply more than 14.9 fl.oz (0.210 lb. ai) per acre per year.</li> <li>• Do not make more than 2 applications per year.</li> </ul> |
| *suppression  |   |   |

| <b>Caneberry Subgroup (Crop Subgroup 13-07A)</b>   |  |  |
|--|--|--|
| Blackberry (including Andean blackberry, arctic blackberry, bingleberry, black satin berry, boysenberry, brombeere, California blackberry, Chesterberry, Cherokee blackberry, Cheyenne blackberry, common blackberry, coryberry, darrowberry, dewberry, Dirksen thornless berry, evergreen blackberry, Himalayaberry, hullberry, lavacaberry, loganberry, lowberry, Lucretiaberry, mammoth blackberry, marionberry, mora, mures deronce, nectarberry, Northern dewberry, olallieberry, Oregon evergreen berry, phenomenalberry, rangeberry, ravenberry, rossberry, Shawnee blackberry, Southern dewberry, tayberry, youngberry, zarzamora); raspberry, black and red; wild raspberry; cultivars, varieties, and/or hybrids of these. |  |  |
| <b>Pest</b>  | <b>Rate/Acre</b>   | <b>Use Directions</b>  |
| Willamette spider mite   | 5.6 to 7.45 fl.oz.<br>(0.079 to 0.105 lb. ai)              | <ul style="list-style-type: none"> <li>• Apply by ground using a minimum of 30 gallons of water per acre.</li> <li>• For vines with a heavy canopy, or in high pressure situations, higher water volumes are recommended.</li> <li>• Allow 14 days between applications.</li> <li>• Pre-harvest Interval (PHI): 1 day</li> </ul> <p>USE RESTRICTIONS</p> <ul style="list-style-type: none"> <li>• Do not apply by air.</li> <li>• Do not apply through any type of irrigation system.</li> <li>• Do not apply more than 14.9 fl.oz. (0.210 lb. ai) per acre per year.</li> <li>• Do not make more than 2 applications per year.</li> </ul> |
| Mites<br>(see <b>Target Species</b> )<br><br>Mealybugs   | 7.45 fl.oz.<br>(0.105 lb. ai)                              |  |
| Powdery Mildew*  |  |  |
| Leafhopper <sup>1</sup><br><br>Whiteflies*   | 3.7 to 7.45 fl.oz. <sup>1</sup><br>(0.053 to 0.105 lb. ai) |  |
| *suppression   |  |  |
| <sup>1</sup> Use higher rate for dense foliage. Best control of leafhoppers is achieved by applications when majority of the population is in an immature development stage.   |  |  |

| <b>Citrus Fruit Group (Crop Group 10-10)</b>   |   |   |
|--|---|---|
| Australian desert lime; Australian finger lime; Australian round lime; Brown River finger lime; calamondin; citron; citrus hybrids; grapefruit; Japanese summer grapefruit; kumquat; lemon; lime; Mediterranean mandarin; mount white lime; New Guinea wild lime; orange, sour; orange, sweet; pummelo; Russell River lime; satsuma mandarin; sweet lime; tachibana orange; Tahiti lime; tangelo; tangerine (mandarin, clementine); tangor; trifoliolate orange; unqi fruit; cultivars, varieties, and/or hybrids of these |   |   |
| <b>Pest</b>  | <b>Rate/Acre</b>                                | <b>Use Directions</b>   |
| [Citrus rust mite†]  | [14.9 fl. oz.<br>(0.210 lb. ai)]                | [All geographies:] <ul style="list-style-type: none"> <li>• Apply by ground using a minimum of 100 gallons of water per acre. For full size trees, use a minimum of 200 gallons of water per acre.</li> <li>• [In Florida and Texas, apply by air using a minimum of 10 gallons of water per acre.]</li> <li>• [For aerial application to citrus in Florida, do not apply within 150 feet of all aquatic areas.]</li> <li>• Allow 14 days between applications.</li> <li>• Preharvest Interval (PHI): 3 days.</li> </ul> USE RESTRICTIONS <ul style="list-style-type: none"> <li>• Do not apply by air [except in Florida and Texas].</li> <li>• Do not apply through any type of irrigation system.</li> <li>• Do not apply to citrus nurseries or citrus in greenhouses.</li> <li>• Do not apply more than 14.9 fl. oz. (0.210 lb. ai) per acre per year.</li> <li>• Do not make more than 2 applications per year.</li> </ul> {The following statements may be included on the final printed label}<br>[Use Permitted West of the Mississippi River: <ul style="list-style-type: none"> <li>• In California for control of citricola scale, apply by ground using 500 gallons of water.</li> </ul> USE RESTRICTIONS <ul style="list-style-type: none"> <li>• Do not apply more than 29.8 fl. oz. (0.420 lb. ai) per acre per year.]</li> </ul> |
| [Citricola scale]  | [11.2 fl.oz.<br>(0.158 lb. ai)]                 |   |
| Asian citrus psyllid‡<br>Citrus leafminer*<br>Citrus thrips*<br>Leafhoppers<br>Mealybugs<br>Other Mites<br>(see <b>Target Species</b> )  | 7.45 to 14.9 fl. oz.<br>(0.105 to 0.210 lb. ai) |   |
| *suppression<br>[†Control on citrus fruit limited up to 14 days.]<br>‡For best results, use for control of adults and nymphs present at time of application when newly expanding foliage flush is present.   |   |   |

| <b>Cottonseed Subgroup (Crop Subgroup 20C)</b>   |  |   |
|--|--|---|
| Cottonseed; cultivars, varieties, and/or hybrids of these.   |  |   |
| <b>Pest</b>  | <b>Rate/Acre</b>   | <b>Use Directions</b>   |
| Mites<br>(see <b>Target Species</b> )  | <b>Early season<sup>1</sup></b><br>(when cotton is less than 10-inches in height)<br><br>1.5 to 3.7 fl. oz.[ <sup>2</sup> ]<br>(0.021 to 0.053 lb. ai) | <ul style="list-style-type: none"> <li>• Apply by ground using a minimum of 10 gallons of water per acre.</li> <li>• Apply by air using a minimum of 3 gallons of water per acre.</li> <li>• As canopy density increases use of higher water volume will assure better coverage.</li> <li>• Allow 14 days between applications.</li> <li>• Preharvest Interval (PHI): 14 days</li> </ul> <p>USE RESTRICTIONS</p> <ul style="list-style-type: none"> <li>• Do not apply through any type of irrigation system.</li> <li>• Do not apply more than 7.45 fl. oz. (0.105 lb. ai) per acre per year.</li> <li>• Do not make more than 2 applications per year.</li> </ul> |
|  | <b>Mid-season</b><br>(when cotton is more than 10-inches in height)<br><br>3.7 to 7.45 fl. oz.<br>(0.053 to 0.105 lb. ai)                              |   |
| Whiteflies*  | 7.45 fl. oz.<br>(0.105 lb. ai)   |   |
| <p>*suppression</p> <p><sup>1</sup> For early season use, when cotton is less than 10 inches in height, NAI-2666 20SC Miticide/Insecticide may also be applied as a directed spray using ground spray equipment.</p> <p>[<sup>2</sup> When applying by ground equipment apply as a directed spray for best results.]</p> |  |   |

| <b>Field Corn, Popcorn, Silage Corn, Seed Corn (limited to States of [Arizona,] [California,] [Colorado,] [Hawaii,] [Kansas,] [New Mexico,] [Oklahoma,] and [Texas])</b> |   |  |
|--|---|--|
| <b>Pest</b>  | <b>Rate/Acre</b>                              | <b>Use Directions</b>  |
| Mites<br>(see <b>Target Species</b> )  | 3.7 to 7.45 fl.oz.<br>(0.053 to 0.105 lb. ai) | <ul style="list-style-type: none"> <li>• Apply by ground using a minimum of 10 gallons of water per acre.</li> <li>• Apply by air using a minimum of 5 gallons of water per acre.</li> <li>• Apply by chemigation using a minimum of 0.10 to 0.25 acre-inches of water (see CHEMIGATION for additional information).</li> <li>• Allow 14 days between applications.</li> <li>• Preharvest Interval (PHI): 14 days for forage, silage, stover, and grain.</li> </ul> <p>USE RESTRICTIONS</p> <ul style="list-style-type: none"> <li>• Do not apply more than 14.9 fl.oz. (0.210 lb. ai) per acre per year.</li> <li>• Do not make more than 2 applications per year.</li> </ul> |

| <b>Fruiting Vegetable Group (Crop Group 8-10)</b>  |                                |  |
|--|--------------------------------|--|
| African eggplant; bush tomato; cocona; currant tomato; eggplant; garden huckleberry; goji berry; groundcherry; martynia; naranjilla; okra; pea eggplant; pepino; pepper, bell; pepper, nonbell; roselle; scarlet eggplant; sunberry; tomatillo; tomato; tree tomato; cultivars, varieties, and/or hybrids of these |                                |  |
| <b>Pest</b>  | <b>Rate/Acre</b>               | <b>Use Directions</b>  |
| Mites<br>(see <b>Target Species</b> )<br><br>(Tomato) Potato<br>Psyllid<br><br>Whiteflies*   | 7.45 fl. oz.<br>(0.105 lb. ai) | <ul style="list-style-type: none"> <li>• Apply by ground using a minimum of 20 gallons of water per acre.</li> <li>• Apply by air using a minimum of 5 gallons of water per acre.</li> <li>• Allow 14 days between applications.</li> <li>• Preharvest Interval (PHI): 1 day.</li> </ul> <p><b>USE RESTRICTIONS</b></p> <ul style="list-style-type: none"> <li>• Do not apply through any type of irrigation system.</li> <li>• Do not apply more than 14.9 fl. oz. (0.210 lb. ai) per acre per year.</li> </ul> <p>Do not make more than 2 applications per year.</p> |
| *Control on tomato in Florida only. Suppression only on all other crops.   |                                |  |

| <b>Hops</b>   |  |  |
|---|--|--|
| <b>Pest</b>   | <b>Rate/ Acre</b>                              | <b>Use Directions</b>  |
| Mites<br>(see <b>Target Species</b> )   | 7.45 to 11.2 fl.oz.<br>(0.105 to 0.158 lb. ai) | <ul style="list-style-type: none"> <li>• Apply by ground using a minimum of 100 gallons of water per acre.</li> <li>• Allow 14 days between applications.</li> <li>• Preharvest Interval (PHI): 14 days.</li> <li>• For best results, apply before mite populations exceed 5 mites per leaf.</li> </ul> <p><b>USE RESTRICTIONS</b></p> <ul style="list-style-type: none"> <li>• Do not apply by air.</li> <li>• Do not apply through any type of irrigation system.</li> <li>• Do not apply more than 22.4 fl. oz. (0.316 lb. ai) of product per acre per year.</li> <li>• Do not make more than 2 applications per year.</li> </ul> |
| <p><b>NOTE:</b> Leaf yellowing may occur when NAI-2666 20SC Miticide/Insecticide is combined with spray oil in excess of 1% of the spray volume. If this symptom occurs, it is usually more pronounced on newly expanding leaves. This symptom may occur in plants under stress and is worsened by certain conditions including the following:</p> <ul style="list-style-type: none"> <li>• High Temperatures (air temperatures exceeding 90°F at the time of application or within a few days after application).</li> <li>• Wet soil conditions and high humidity (rainy, misty, or foggy weather within a few days after application).</li> <li>• Storm damage (including hail and wind).</li> </ul> |  |  |

| <b>Leaf Petiole Vegetable Subgroup (Crop Subgroup 22B)</b>  |   |  |
|---|---|--|
| Cardoon; celery; celery, Chinese; fuki; rhubarb; udo; zuiki; cultivars, varieties, and hybrids of these commodities |   |  |
| <b>Pest</b>   | <b>Rate/Acre</b>                              | <b>Use Directions</b>  |
| Mites<br>(see <b>Target Species</b> )<br><br>Whiteflies*  | 3.7 to 7.45 fl.oz.<br>(0.053 to 0.105 lb. ai) | <ul style="list-style-type: none"> <li>• Apply by ground using a minimum of 25 gallons of water per acre.</li> <li>• Allow 14 days between applications.</li> <li>• Preharvest Interval (PHI): 1 day.</li> </ul> <p>USE RESTRICTIONS</p> <ul style="list-style-type: none"> <li>• Do not apply by air.</li> <li>• Do not apply through any type of irrigation system.</li> <li>• Do not apply more than 14.9 fl.oz. (0.210 lb. ai) per acre per year.</li> <li>• Do not make more than 2 applications per year.</li> </ul> |
| *suppression  |   |  |

| <b>Mamey Sapote; Sapodilla</b>                           |  |   |
|--|--|---|
| <b>Pest</b>  | <b>Rate/Acre</b>                               | <b>Use Directions</b>   |
| Mites<br>(see <b>Target Species</b> )<br><br>Whiteflies* | 3.7 to 7.45 fl. oz.<br>(0.053 to 0.105 lb. ai) | <ul style="list-style-type: none"> <li>• Apply by ground using a minimum of 95 gallons of water per acre.</li> <li>• Apply by air using a minimum of 50 gallons of water per acre.</li> <li>• Allow 14 days between applications.</li> <li>• Preharvest Interval (PHI): 1 day.</li> </ul> <p>USE RESTRICTIONS</p> <ul style="list-style-type: none"> <li>• Do not apply through any type of irrigation system.</li> <li>• Do not apply more than 14.9 fl. oz.(0.210 lb. ai) per acre per year.</li> <li>• Do not make more than 2 applications per year.</li> </ul> |
| *suppression   |  |   |

| <b>Melon Subgroup (Crop Subgroup 9A)</b><br>citron melon; muskmelon (hybrids and/or cultivars of <i>Cucumis melo</i> ) (includes true cantaloupe, cantaloupe, casaba, crenshaw melon, golden pershaw melon, honeydew melon, honey balls, mango melon, Persian melon, pineapple melon, Santa Claus melon, and snake melon); watermelon (includes hybrids and/or varieties of <i>Citrullus lanatus</i> ) |                                |   |
|--|--------------------------------|---|
| <b>Pest</b>  | <b>Rate/Acre</b>               | <b>Use Directions</b>   |
| Mites<br>(see <b>Target Species</b> )<br><br>Whiteflies*   | 7.45 fl. oz.<br>(0.105 lb. ai) | <ul style="list-style-type: none"> <li>• Apply by ground using a minimum of 20 gallons of water per acre.</li> <li>• Apply by air using a minimum of 5 gallons of water per acre.</li> <li>• As canopy density increases use of higher water volume will assure better coverage</li> <li>• Allow 14 days between applications.</li> <li>• Preharvest Interval (PHI): 3 days.</li> </ul> <p><b>USE RESTRICTIONS</b></p> <ul style="list-style-type: none"> <li>• Do not apply through any type of irrigation system.</li> <li>• Do not apply more than 14.9 fl. oz. (0.210 lb. ai) per acre per year.</li> <li>• Do not make more than 2 applications per year.</li> </ul> |
| *suppression   |                                |   |

| <b>Nonbearing Deciduous Fruit, Tree Nut, and Vines</b>            |  |  |
|---|--|--|
| <b>Pest</b>   | <b>Rate/Acre</b>                               | <b>Use Directions</b>  |
| Leafhoppers<br>Mealybugs<br>Mites<br>(see <b>Target Species</b> ) | 3.7 to 7.45 fl. oz.<br>(0.053 to 0.105 lb. ai) | <ul style="list-style-type: none"> <li>• Apply by ground using a minimum of 75 gallons of water per acre.</li> <li>• Allow 14 days between applications.</li> </ul> <p><b>USE RESTRICTIONS</b></p> <ul style="list-style-type: none"> <li>• Do not apply by air.</li> <li>• Do not apply through any type of irrigation system.</li> <li>• Do not apply to citrus nurseries or citrus in greenhouses.</li> <li>• Do not apply more than 7.45 fl. oz. (0.105 lb. ai) per acre per year.</li> <li>• Do not make more than 2 applications per year.</li> <li>• Do not harvest edible crops for 12 months following application unless the crop is listed on the label.</li> </ul> |

{OR the following use directions for Nonbearing Deciduous Fruit, Tree nut, and Vines, which specifies a single application rate at the top of the range rate. In this case, only one application per year will be permitted to align with maximum dosage allowed per year. Selection of use directions depends on the Alternate Brand Name FPL, areas of the U.S. where marketed, and specific target species that may affect management requirements.}

| <b>Nonbearing Deciduous Fruit, Tree Nut, and Vines</b>            |                                |  |
|---|--------------------------------|--|
| <b>Pest</b>   | <b>Rate/Acre</b>               | <b>Use Directions</b>  |
| Leafhoppers<br>Mealybugs<br>Mites<br>(see <b>Target Species</b> ) | 7.45 fl. oz.<br>(0.105 lb. ai) | <ul style="list-style-type: none"> <li>• Apply by ground using a minimum of 75 gallons of water per acre.</li> </ul> <p><b>USE RESTRICTIONS</b></p> <ul style="list-style-type: none"> <li>• Do not apply by air.</li> <li>• Do not apply through any type of irrigation system.</li> <li>• Do not apply to citrus nurseries or citrus in greenhouses.</li> <li>• Do not apply more than 7.45 fl. oz. (0.105 lb. ai) per acre per year.</li> <li>• Do not make more than 1 application per year.</li> <li>• Do not harvest edible crops for 12 months following application unless the crop is listed on the label.</li> </ul> |

| <b>Ornamental Trees, Vines, Shrubs, Foliage, and Flowering Plants</b> |  |   |
|---|--|---|
| <b>Pests</b>  | <b>Rate/Acre</b>                               | <b>Use Directions</b>   |
| Leafhoppers<br>Mealybugs<br>Mites<br>(see <b>Target Species</b> )     | 3.7 to 7.45 fl. oz.<br>(0.053 to 0.105 lb. ai) | <ul style="list-style-type: none"> <li>• Apply by ground using a minimum of 50 gallons of water per acre.</li> <li>• Allow 14 days between applications.</li> </ul> <p><b>USE RESTRICTIONS</b></p> <ul style="list-style-type: none"> <li>• Do not apply by air.</li> <li>• Do not apply through any type of irrigation system.</li> <li>• Do not apply to citrus nurseries or citrus in greenhouses.</li> <li>• Do not apply more than 7.45 fl. oz. (0.105 lb. ai) per acre per year.</li> </ul> |

| <b>Peanut</b>   |  |  |
|---|--|--|
| <b>Pest</b>   | <b>Rate/Acre</b>                               | <b>Use Directions</b>  |
| Mites<br>(see <b>Target Species</b> )<br><br>Leafhoppers<br><br>Whiteflies* | 3.7 to 7.45 fl. oz.<br>(0.053 to 0.105 lb. ai) | <ul style="list-style-type: none"> <li>• Apply by ground using a minimum of 10 gallons of water per acre.</li> <li>• Apply by air using a minimum of 3 gallons of water per acre.</li> <li>• As canopy density increases use of higher water volume will assure better coverage.</li> <li>• Allow 14 days between applications.</li> <li>• Preharvest Interval (PHI): 1 day.</li> </ul> <p><b>USE RESTRICTIONS</b></p> <ul style="list-style-type: none"> <li>• Do not apply through any type of irrigation system.</li> <li>• Do not apply more than 14.9 fl. oz (0.210 lb. ai) per acre per year.</li> <li>• Do not make more than 2 applications per year.</li> </ul> |
| *suppression  |  |  |

| <b>Peppermint, tops; Spearmint, tops</b> |  |  |
|--|--|--|
| <b>Pest</b>                              | <b>Rate/Acre</b>                               | <b>Use Directions</b>  |
| Mites<br>(see <b>Target Species</b> )    | 3.7 to 7.45 fl. oz.<br>(0.053 to 0.105 lb. ai) | <ul style="list-style-type: none"> <li>• Apply by ground using a minimum of 25 gallons of water per acre.</li> <li>• Allow 7 days between applications.</li> <li>• Preharvest Interval (PHI): 1 day.</li> </ul> <p><b>USE RESTRICTIONS</b></p> <ul style="list-style-type: none"> <li>• Do not apply by air.</li> <li>• Do not apply through any type of irrigation system.</li> <li>• Do not apply more than 14.9 fl. oz (0.210 lb. ai) per acre per year.</li> <li>• Do not make more than 2 applications per year.</li> </ul> |



| <b>Pome Fruit Group (Crop Group 11-10)</b><br>apple; azarole; crabapple; loquat; mayhaw; medlar; pear; pear, Asian; quince; quince, Chinese; quince, Japanese; tejocote; cultivars, varieties, and/or hybrids of these |  |  |
|--|--|--|
| <b>Pest</b>  | <b>Rate/Acre</b>                               | <b>Use Directions</b>  |
| Leafhoppers<br>Mealybugs<br>Mites<br>(see <b>Target Species</b> )  | 3.7 to 7.45 fl. oz.<br>(0.053 to 0.105 lb. ai) | <ul style="list-style-type: none"> <li>• Apply by ground using a minimum of 100 gallons of water per acre.</li> <li>• Allow 14 days between applications.</li> <li>• Preharvest Interval (PHI): 14 days</li> </ul> <p><b>USE RESTRICTIONS</b></p> <ul style="list-style-type: none"> <li>• Do not apply by air.</li> <li>• Do not apply through any type of irrigation system.</li> <li>• Do not apply by Alternate Row Middle (ARM) spray method.</li> <li>• Do not apply more than 7.45 fl. oz. (0.105 lb. ai) per acre per year.</li> <li>• Do not make more than 2 applications per year.</li> </ul> |
| Leafhoppers<br>Mealybugs<br>Mites<br>(see <b>Target Species</b> )<br>Pear psylla   | 7.45 fl. oz.<br>(0.105 lb. ai)                 | <ul style="list-style-type: none"> <li>• Apply by ground using a minimum of 100 gallons of water per acre.</li> <li>• Preharvest Interval (PHI): 14 days</li> </ul> <p><b>USE RESTRICTIONS</b></p> <ul style="list-style-type: none"> <li>• Do not apply by air.</li> <li>• Do not apply through any type of irrigation system.</li> <li>• Do not apply by Alternate Row Middle (ARM) spray method.</li> <li>• Do not apply more than 7.45 fl. oz. (0.105 lb. ai) per acre per year.</li> <li>• Do not make more than 1 application per year.</li> </ul>   |

| <b>Potato</b>   |                                |   |
|---|--------------------------------|---|
| <b>Pest</b>   | <b>Rate/Acre</b>               | <b>Use Directions</b>   |
| Mites<br>(see <b>Target Species</b> )<br>Tomato (Potato) psyllid<br>Potato leafhopper | 7.45 fl. oz.<br>(0.105 lb. ai) | <ul style="list-style-type: none"> <li>• Apply by ground using a minimum of 20 gallons of water per acre.</li> <li>• Apply by air using a minimum of 5 gallons of water per acre.</li> <li>• Apply by chemigation using a minimum of 0.10 to 0.25 acre-inches of water (see CHEMIGATION for additional information).</li> <li>• Allow 7 days between applications.</li> <li>• Preharvest Interval (PHI): 7 days.</li> </ul> <p><b>USE RESTRICTIONS</b></p> <ul style="list-style-type: none"> <li>• Do not apply more than 14.9 fl. oz (0.210 lb. ai) per acre per year.</li> <li>• Do not make more than 2 applications per year.</li> </ul> |

| <b>Small Fruit Vine Climbing Subgroup except Fuzzy Kiwifruit (Crop Subgroup 13-07F)</b><br>Amur river grape; gooseberry; grape; kiwifruit, hardy; maypop; schisandra berry; cultivars, varieties, and/or hybrids of these |   |   |
|---|---|---|
| <b>Pest</b>   | <b>Rate/ Acre</b>   | <b>Use Directions</b>   |
| Mites<br>(see <b>Target Species</b> )<br><br>Mealybugs<br><br>Powdery Mildew*   | 7.45 fl. oz.<br>(0.105 lb. ai)                              | <ul style="list-style-type: none"> <li>• Apply by ground using a minimum of 50 gallons of water per acre.</li> <li>• When using an electro-static sprayer, less than 50 gallons of water per acre may be used; however, do not use less than 5 gallons of water per acre.</li> <li>• For vines with a heavy canopy, or in high pressure situations, use higher water volumes. If lower water volume amounts are used, tractor speed must be reduced to ensure complete coverage.</li> </ul> |
| Willamette spider mite  | 5.6 to 7.45 fl. oz.<br>(0.079 to 0.105 lb. ai)              | <ul style="list-style-type: none"> <li>• Allow 14 days between applications.</li> <li>• Preharvest Interval (PHI): 14 days</li> </ul>   |
| Leafhoppers   | 3.7 to 7.45 fl. oz. <sup>1</sup><br>(0.053 to 0.105 lb. ai) | <p><b>USE RESTRICTIONS</b></p> <ul style="list-style-type: none"> <li>• Do not apply by air.</li> <li>• Do not apply through any type of irrigation system.</li> <li>• Do not apply more than 7.45 fl. oz. (0.105 lb. ai) per acre per year.</li> <li>• Do not make more than 2 applications per year.</li> </ul>   |
| <p>*suppression<br/> <sup>1</sup>Use higher rate for dense foliage. Best control of leafhoppers is achieved by applications when majority of the population is in an immature development stage.</p>                      |   |   |

| <b>Squash/Cucumber Subgroup (Crop Subgroup 9B)</b>  |  |   |
|---|--|---|
| Chayote (fruit); Chinese waxgourd (Chinese preserving melon); cucumber; gherkin; gourd, edible (includes hyotan, cucuzza, hechima, Chinese okra); Momordica spp. (includes balsam apple, balsam pear, bitter melon, Chinese cucumber); pumpkin; squash, summer (includes crookneck squash, scallop squash, straightneck squash, vegetable marrow, zucchini); squash, winter (includes butternut squash, calabaza, hubbard squash, acorn squash, spaghetti squash) |  |   |
| <b>Pest</b>   | <b>Rate/Acre</b>                               | <b>Use Directions</b>   |
| Mites<br>(see <b>Target Species</b> )<br><br>Tomato (Potato)<br>Psyllid<br><br>Whiteflies*  | 3.7 to 7.45 fl. oz.<br>(0.053 to 0.105 lb. ai) | <ul style="list-style-type: none"> <li>• Apply by ground using a minimum of 40 gallons of water per acre.</li> <li>• Apply by air using a minimum of 10 gallons of water per acre.</li> <li>• Allow 14 days between applications.</li> <li>• Preharvest Interval (PHI): 1 day</li> </ul> <p>USE RESTRICTIONS</p> <ul style="list-style-type: none"> <li>• Do not apply through any type of irrigation system.</li> <li>• Do not apply more than 14.9 fl. oz. (0.210 lb. ai) per acre per year.</li> <li>• Do not make more than 2 applications per year.</li> </ul> |
| *suppression  |  |   |

| <b>Stone Fruit Group (Crop Group 12-12)</b>   |                                |   |
|---|--------------------------------|---|
| apricot; apricot, Japanese; capulin; cherry, black; cherry, Nanking; cherry, sweet; cherry, tart; Jujube, Chinese; nectarine; peach; plum; plum, American; plum, beach; plum, Canada; plum, cherry; plum, Chickasaw; plum, Damson; plum, Japanese; plum, Klamath; plum, prune; plumcot; sloe; cultivars, varieties, and/or hybrids of these |                                |   |
| <b>Pest</b>   | <b>Rate/Acre</b>               | <b>Use Directions</b>   |
| Mites<br>(see <b>Target Species</b> )<br><br>Leafhoppers  | 7.45 fl. oz.<br>(0.105 lb. ai) | <ul style="list-style-type: none"> <li>• Apply by ground using a minimum of 80 gallons of water per acre.</li> <li>• Allow 14 days between applications.</li> <li>• Preharvest Interval (PHI): 7 days</li> </ul> <p>USE RESTRICTIONS</p> <ul style="list-style-type: none"> <li>• Do not apply by air.</li> <li>• Do not apply through any type of irrigation system.</li> <li>• Do not apply more than 14.9 fl. oz. (0.210 lb. ai) per acre per year.</li> <li>• Do not make more than 2 applications per year.</li> </ul> |

| <b>Tree Nut Group (Crop Group 14-12) [Use Permitted West of the Mississippi River] excluding Almond and Pistachio</b>  |  |  |
|--|--|--|
| African nut-tree; beechnut; Brazil nut; Brazilian pine; bunya; bur oak; butternut; Cajou nut; candlenut; cashew; chestnut; chinquapin; coconut; coquito nut; dika nut; ginkgo; Guiana chestnut; hazelnut (filbert); heartnut; hickory nut; Japanese horse-chestnut; macadamia nut; mongongo nut; monkey-pot; monkey puzzle nut; Okari nut; Pachira nut; peach palm nut; pecan; pequi; Pili nut; pine nut; Sapucaia nut; tropical almond; walnut, black; walnut, English; yellowhorn; cultivars, varieties, and/or hybrids of these |  |  |
| <b>Pest</b>  | <b>Rate/Acre</b>                               | <b>Use Directions</b>  |
| Mites<br>(see <b>Target Species</b> )  | 5.6 to 14.9 fl. oz.<br>(0.079 to 0.210 lb. ai) | <p><b>[WEST OF THE MISSISSIPPI RIVER]</b></p> <ul style="list-style-type: none"> <li>• Apply by ground using a minimum of 100 gallons of water per acre.</li> <li>• Apply by air using a minimum of 10 gallons of water per acre.</li> <li>• Allow 14 days between applications.</li> <li>• Preharvest Interval (PHI): 14 days</li> </ul> <p>USE RESTRICTIONS</p> <ul style="list-style-type: none"> <li>• Do not apply through any type of irrigation system.</li> <li>• Do not apply more than 14.9 fl. oz. (0.210 lb. ai) per acre per year.</li> <li>• Do not make more than 2 applications per year.</li> </ul> |

| <b>Tree Nut Group (Crop Group 14-12) [Use Permitted East of the Mississippi River]</b>  |                                |  |
|---|--------------------------------|--|
| African nut-tree; almond; beechnut; Brazil nut; Brazilian pine; bunya; bur oak; butternut; Cajou nut; candlenut; cashew; chestnut; chinquapin; coconut; coquito nut; dika nut; ginkgo; Guiana chestnut; hazelnut (filbert); heartnut; hickory nut; Japanese horse-chestnut; macadamia nut; mongongo nut; monkey-pot; monkey puzzle nut; Okari nut; Pachira nut; peach palm nut; pecan; pequi; Pili nut; pine nut; pistachio; Sapucaia nut; tropical almond; walnut, black; walnut, English; yellowhorn; cultivars, varieties, and/or hybrids of these |                                |  |
| <b>Pest</b>   | <b>Rate/Acre</b>               | <b>Use Directions</b>  |
| Mites<br>(see <b>Target Species</b> )   | 7.45 fl. oz.<br>(0.105 lb. ai) | <p><b>[EAST OF THE MISSISSIPPI RIVER]</b></p> <ul style="list-style-type: none"> <li>• Apply by ground using a minimum of 100 gallons of water per acre.</li> <li>• Apply by air using a minimum of 10 gallons of water per acre.</li> <li>• Preharvest Interval (PHI): 14 days</li> </ul> <p>USE RESTRICTIONS</p> <ul style="list-style-type: none"> <li>• Do not apply through any type of irrigation system.</li> <li>• Do not apply more than 7.45 fl. oz. (0.105 lb. ai) per acre per year.</li> <li>• Do not make more than 1 application per year.</li> </ul> |

| <b>Tropical and Subtropical, Medium to Large Fruit, Smooth, Inedible Peel Subgroup 24B excluding Banana</b>  |  |  |
|--|--|--|
| <p>Abiu; akee apple; avocado; avocado, Guatemalan; avocado, Mexican; avocado, West Indian; bacury; binjai; canistel; cupuacu; etambe; jatoba; kei apple; langsung; lanjut; lucuma; mabolo; mango; mango, horse; mango, Saipan; mangosteen; paho; papaya; pawpaw, common; pelipisan; pequi; pequia; persimmon, American; plantain; pomegranate; poshte; quandong; sapote, black; sapote, green; sapote, white; sataw; screw-pine; star apple; tamarind-of-the-Indies; wild loquat; cultivars, varieties, and hybrids of these commodities</p> |  |  |
| <b>Pest</b>  | <b>Rate/Acre</b>                                       | <b>Use Directions</b>  |
| <p>Mites<br/>(see <b>Target Species</b>)</p> <p>Citrus flat mite</p> <p>Whiteflies*</p>  | <p>3.7 to 7.45 fl. oz.<br/>(0.053 to 0.105 lb. ai)</p> | <ul style="list-style-type: none"> <li>• Apply by ground using a minimum of 95 gallons of water per acre.</li> <li>• Apply by air using a minimum of 50 gallons of water per acre.</li> <li>• As canopy density increases use of higher water volume will assure better coverage.</li> <li>• Allow 14 days between applications.</li> <li>• Preharvest Interval (PHI): 1 day</li> </ul> <p>USE RESTRICTIONS</p> <ul style="list-style-type: none"> <li>• Do not apply through any type of irrigation system.</li> <li>• Do not apply more than 14.9 fl. oz. (0.210 lb. ai) per acre per year.</li> <li>• Do not make more than 2 applications per year.</li> </ul> |
| *suppression   |  |  |

| <b>Tuberous and Corm Vegetable Subgroup (Crop Subgroup 1C) excluding Potato</b>  |  |  |
|--|--|--|
| <p>arracacha; arrowroot; artichoke, Chinese; artichoke, Jerusalem; canna, edible (Queensland arrowroot); cassava, bitter and sweet; chayote (root); chufa; dasheen (taro); ginger; leren; sweet potato; tanier (cocoyam); turmeric; yam bean (jicama, manioc pea); yam, true</p> |  |  |
| <b>Pest</b>  | <b>Rate/Acre</b>                       | <b>Use Directions</b>  |
| <p>Mites</p> <p>Tomato (Potato)<br/>Psyllid</p> <p>Potato leafhopper</p>   | <p>7.45 fl. oz.<br/>(0.105 lb. ai)</p> | <ul style="list-style-type: none"> <li>• Apply by ground using a minimum of 20 gallons of water per acre.</li> <li>• Apply by air using a minimum of 5 gallons of water per acre.</li> <li>• Allow 7 days between applications.</li> <li>• Preharvest Interval (PHI): 7 days</li> </ul> <p>USE RESTRICTIONS</p> <ul style="list-style-type: none"> <li>• Do not apply through any type of irrigation system.</li> <li>• Do not apply more than 14.9 fl. oz. (0.210 lb. ai) per acre per year.</li> <li>• Do not make more than 2 applications per year.</li> </ul> |

**IMPORTANT: READ BEFORE USE**

By using this product, user or buyer accepts the following conditions, warranty, disclaimer of warranties and limitations of liability.

**CONDITIONS:** The directions for use of this product are believed to be accurate and must be followed carefully. However, because of extreme weather and soil conditions, use methods and other factors beyond the control of Nichino America, Inc. (NAI), it is impossible for NAI to eliminate all risks associated with the use of this product. As a result, crop injury or ineffectiveness is always possible. To the extent consistent with applicable law, all such risks are assumed by the user or buyer.

**DISCLAIMER OF WARRANTIES:** TO THE EXTENT CONSISTENT WITH APPLICABLE LAW, THERE ARE NO WARRANTIES, EXPRESSED OR IMPLIED, OF MERCHANTABILITY OR OF FITNESS FOR A PARTICULAR PURPOSE OR OTHERWISE, WHICH EXTEND BEYOND THE STATEMENTS MADE ON THIS LABEL. No agent of NAI is authorized to make any warranties beyond those contained herein or to modify the warranties contained herein. To the extent consistent with applicable law, NAI disclaims any liability whatsoever for incidental or consequential damages, including, but not limited to, liability arising out of breach of contract, express or implied warranty (including warranties of merchantability and fitness for a particular purpose), tort, negligence, strict liability or otherwise.

**LIMITATIONS OF LIABILITY:** TO THE EXTENT CONSISTENT WITH APPLICABLE LAW, THE EXCLUSIVE REMEDY OF THE USER OR BUYER FOR ANY AND ALL LOSSES, INJURIES OR DAMAGES RESULTING FROM THE USE OR HANDLING OF THIS PRODUCT, WHETHER IN CONTRACT, WARRANTY, TORT, NEGLIGENCE, STRICT LIABILITY OR OTHERWISE, SHALL NOT EXCEED THE PURCHASE PRICE PAID, OR AT THE ELECTION OF NICHINO AMERICA, THE REPLACEMENT OF PRODUCT.

©2021 Nichino America, Inc.

Akari and FujiMite Nichino America logo are registered trademarks of Nichino America, Inc.

{Optional statement to be included on the first page of AKARI 20SC ABN final printed label:}  
[FOR USE ON ORNAMENTALS GROWN IN GREENHOUSES AND NURSERIES, GREENHOUSE CUCUMBERS, GREENHOUSE TOMATOES, GREENHOUSE PEPPERS, ORNAMENTAL TREES, VINES, SHRUBS, FOLIAGE, AND FLOWERING PLANTS]

## DIRECTIONS FOR USE

**It is a violation of Federal Law to use this product in a manner inconsistent with its labeling.**

Do not apply this product in a way that will contact workers or other persons, either directly or through drift. Only protected handlers may be in the area during application. For any requirements specific to your state or Tribe, consult the State or Tribal agency responsible for pesticide regulation.

### ENDANGERED SPECIES PROTECTION REQUIREMENTS

This product may have effects on endangered species. When using this product, you must follow the measures contained in the Endangered Species Protection Bulletin for the area in which you are applying the product. To obtain Bulletins, no more than six months before using this product, consult <http://www.epa.gov/espp/> or call 1-844-447-3813. You must use the Bulletin valid for the month in which you will apply the product.

#### AGRICULTURAL USE REQUIREMENTS

Use this product only in accordance with its labeling and with the Worker Protection Standard 40 CFR Part 170. This Standard contains requirements for the protection of agricultural workers on farms, forests, nurseries, and greenhouses, and handlers of agricultural pesticides. It contains requirements for training, decontamination, notification, and emergency assistance. It also contains specific instructions and exceptions pertaining to the statements on this label about personal protective equipment (PPE) and restricted-entry interval. The requirements in this box only apply to uses of this product that are covered by the Worker Protection Standard. Do not enter or allow worker entry into treated areas during the restricted entry interval (REI) of 12 hours.

For early entry into treated areas that is permitted under the Worker Protection Standard and that involves contact with anything that has been treated, such as plants, soil, or water, wear:

- Coveralls over long-sleeved shirt and long pants
- Waterproof gloves
- Shoes plus socks
- Protective eyewear

#### NONAGRICULTURAL USE REQUIREMENTS

The requirements in this box apply to uses of this product that are NOT within the scope of the Worker Protection Standard for agricultural pesticides (40 CFR Part 170). The WPS applies when this product is used to produce agricultural plants on farms, forests, or greenhouses. For other uses, including interiorscapes and other nonagricultural uses, do not enter treated areas without protective clothing until sprays have dried.

## PRODUCT INFORMATION

**NAI-2666 20SC Miticide/Insecticide** is a contact miticide/insecticide used for the control of several mite and insect species on cucumbers, tomatoes, and peppers grown in the greenhouse; and all ornamental crops including flowering and foliage crops, nursery crops, nonbearing fruit trees and vines; and Christmas trees. These include those crops grown in greenhouses, shade and lathe houses, outdoor nurseries and fields, and in interiorscapes.

The use directions of this product are based on the results of product testing programs on a wide variety of ornamental plants. However, it is impossible to test this product on all species and cultivars. This

product's phytotoxicity has been assessed on a wide variety of common ornamental plants with no phytotoxicity. However, not all plant species and their varieties and cultivars have been tested with possible tank-mix combinations, sequential pesticide treatments, and adjuvants and surfactants. Local conditions also can influence crop tolerance and may not match those under which testing has been conducted. Therefore, before using this product, test it on a sample of the crop to be treated to ensure that a phytotoxic response will not occur as a result of applications.

This product should be used in a program with other products to provide season-long protection. Apply as a spray as set forth in the **APPLICATION DIRECTIONS** section of this label, using sufficient water volume to obtain thorough coverage of plants. Under severe mite and insect pressure, use the maximum rates and the shorter spray interval as specified on the label. Dense foliage or excessive growth will often prevent adequate coverage; adjust spray volumes accordingly.

**NAI-2666 20SC Miticide/Insecticide** is a 20% Suspension Concentrate containing 1.80 lbs. Fenpyroximate per gallon, which, when mixed with water according to the DIRECTIONS FOR USE, will control mite and insect pests on ornamentals and labeled greenhouse vegetables.

**NAI-2666 20SC Miticide/Insecticide** works primarily through contact action, **so thorough spray coverage is necessary**. Mix with sufficient water and apply as a foliar spray to obtain uniform coverage. Treat plants when pests are at a susceptible stage and populations are building, before crop damage occurs.

**NAI-2666 20SC Miticide/Insecticide** stops feeding immediately after application. It provides this immediate stop-feeding action together with a cessation of egg laying, before mites die 4 to 7 days after exposure.

| <b>Target Species</b>       |                         |
|-----------------------------|-------------------------|
| Apple rust mite*            | Mint bud mite           |
| Asian citrus psyllid        | Pacific spider mite     |
| Avocado Brown mite          | Pear psylla             |
| Banks grass mite            | Pear rust mite          |
| Broad mite                  | Pecan leaf scorch mite  |
| Carmine mite                | Persea mite             |
| Citricola scale             | Plum nursery mite       |
| Citrus bud mite             | Potato leafhopper       |
| Citrus flat mite            | Powdery Mildew*         |
| Citrus leafminer*           | Six spotted mite        |
| Citrus red mite             | Strawberry spider mite  |
| Citrus rust mite            | Texas citrus mite       |
| Citrus thrips*              | Tomato (Potato) psyllid |
| Cyclamen mite               | Tomato russet mite      |
| European red mite           | Two-spotted spider mite |
| Glassy-winged sharpshooter* | Variiegated leafhopper  |
| Grape leafhopper            | White apple leafhopper  |
| Hazelnut-Filbert bud mite   | Whiteflies*             |
| McDaniel mite               | Willamette spider mite  |
| Mealybug species            |                         |

\*suppression



## USE OF ADJUVANTS

When thorough coverage is a concern, use a spray adjuvant to maximize uniformity of coverage and performance of this product. Use a non-ionic activator type wetting, spreading or penetrating adjuvant or horticultural spray oil adjuvant. Do not use a dormant oil, or binder or sticker-type adjuvant. Non-ionic adjuvants (NIS) should contain at least 75% surfactant. Crop oil concentrates (COC), methylated seed or vegetable oils (MSO), organosilicone products (OS), or blends of these adjuvants should contain at least 15% emulsifier/surfactant. Check compatibility of any adjuvant used with this product before using. Follow the Directions for Use on each adjuvant product label for rates of use and use restrictions.

## COMPATIBILITY OF SPRAY MIXTURES

**It is the pesticide user's responsibility to ensure that all products are registered for the intended use. Read and follow the applicable restrictions and limitations and directions for use on all product labels involved in tank mixing. Users must follow the most restrictive directions for use and precautionary statements of each product in the tank mixture.**

**NAI-2666 20SC Miticide/Insecticide** is believed to be compatible with most commonly used fungicides, insecticides, micronutrients, growth regulators, and spray adjuvants. Consult specific product labels for additional information. It is always a good idea to conduct a tank-mix compatibility test when you plan to mix this product with other products.

To determine the physical compatibility of this product with other products, use a jar test. Using a jar, add the proportionate amounts of the products to approximately one quart of water with agitation. Add dry formulations first, then flowables, then emulsifiable concentrates last. After thorough mixing, allow this mixture to stand for 5 minutes. If the combination remains mixed or can be remixed readily, it is physically compatible. Once compatibility has been proven, use the same procedure for adding required ingredients to the spray tank. It is suggested that combinations be used on a small number of plants before treating large areas to check for cultivar sensitivity.

## MIXING DIRECTIONS

**Shake well before using.**

Please read COMPATIBILITY OF SPRAY MIXTURES section prior to any tank mixing with this product. Always follow the labeled mixing instructions of any partner products. Begin with clean equipment. Prepare only the amount of spray solution needed to treat the target area. Add sufficient clean water to the spray tank for one-half of the mix load. Where possible, start agitation and properly suspend the necessary amount of this product in the tank. Agitate to ensure thorough mixing while adding the remaining required water volume and other products. This product should be properly suspended and diluted prior to the addition of any adjuvant or before spraying. Consult the adjuvant label or manufacturer for crop tolerance and safety information when using this product. Maintain agitation during mixing and application. If agitation is stopped for any reason, the spray solution must be thoroughly remixed prior to further use.

## APPLICATION RESTRICTIONS

- Do not apply within 75 feet of fish-bearing waters.
- In Florida, do not use on bearing or non-bearing commercial fruit trees and vines.
- Do not apply this product through any type of irrigation system.
- Do not use products with the same mode of action in consecutive applications.
- Do not apply this product as a smoke or aerosol.
- Do not apply to fruit trees and vines that will bear harvestable fruit within 12 months unless the crop appears on the label.

## APPLICATION DIRECTIONS

Applications should be made immediately after the spray solution is prepared. Thorough spray coverage is essential for mite control.

Apply **NAI-2666 20SC Miticide/Insecticide** using a properly calibrated sprayer in a minimum of 100 gallons of water per acre to ensure uniform, adequate coverage. Be sure to apply in sufficient water to obtain thorough coverage of all plant parts.

- Apply with high or low volume spray equipment to greenhouse cucumbers, greenhouse tomatoes, and greenhouse peppers
- Apply with high volume, low volume, or ultra-low volume (thermal and non-thermal foggers, misters, etc.) spray equipment to ornamental trees, vines, shrubs, foliage, and flowering plants

Follow the spray equipment manufacturer's directions to determine the amount of spray solution required to obtain thorough coverage. Consult the spray equipment manufacturer's operator's manual, spray nozzle catalogs and/or your crop advisor for more information. Except for use on greenhouse cucumbers, greenhouse tomatoes, and greenhouse peppers, a wetting agent or other spray adjuvant, approved for use on the crop, may be added to spray solutions according to the manufacturer's use instructions to achieve optimum mite and insect control.

For best results, apply when pest populations are beginning to build, before reaching economic thresholds. Consult your local agricultural advisor, state cooperative extension service, or regional Nichino America representative for further information.

### **RESISTANCE MANAGEMENT**

For resistance management, NAI-2666 20SC Miticide/Insecticide contains a Group 21A miticide/insecticide. Any insect/mite population may contain individuals naturally resistant to NAI-2666 20SC Miticide/Insecticide and other Group 21A insecticides/ acaricides. The resistant individuals may dominate the insect/mite population if this group of insecticides/ acaricides are used repeatedly in the same fields. Appropriate resistance-management strategies should be followed.

To delay insecticide/ acaricide resistance, take the following steps:

- Rotate the use of NAI-2666 20SC Miticide/Insecticide or other Group 21A insecticides/ acaricides within a growing season, or among growing seasons, with different groups that control the same pests.
- Use tank mixtures with insecticides/acaricides from a different group that are equally effective on the target pest when such use is permitted. Do not rely on the same mixture repeatedly for the same pest population. Consider any known cross-resistance issues (for the targeted pests) between the individual components of a mixture. In addition, consider the following recommendations provided by the Insecticide Resistance Action Committee (IRAC):
  - Individual insecticides selected for use in mixtures should be highly effective and be applied at the rates at which they are individually registered for use against the target species.
  - Mixtures with components having the same IRAC mode of action classification are not recommended for insect resistance management.
  - When using mixtures, consider any known cross-resistance issues between the individual components for the targeted pest(s).
  - Mixtures become less effective if resistance is already developing to one or both active ingredients, but they may still provide pest management benefits.
  - The insect resistance management benefits of an insecticide mixture are greatest if the two components have similar periods of residual insecticidal activity. Mixtures of insecticides with unequal periods of residual insecticide activity may offer an insect resistance management benefit only for the period where both insecticides are active.
- Adopt an integrated pest management program for insecticide/acaricides use that includes scouting, uses historical information related to pesticide use, crop rotation, record keeping, and which considers cultural, biological and other chemical control practices.
- Monitor after application for unexpected target pest survival. If the level of survival suggests the presence of resistance, consult with your local university specialist or certified pest control advisor.
- Contact your local extension specialist or certified crop advisors for any additional pesticide resistance-management and/or IPM recommendations for the specific site and pest problems in your area.
- Report lack of performance to registrant or their representative.

| <b>Application Rates for NAI-2666 20SC Miticide/Insecticide on Cucumbers Grown in Greenhouses</b> |   |   |
|---|---|---|
| <b>Pests</b>  | <b>Application Rate<br/>Fl. Oz./100 Gallons</b> | <b>Use Directions</b>   |
| Spider mites<br><br>Whitefly*   | 3.7 to 7.45 fl. oz.<br>(0.053 to 0.105 lb. ai)  | <ul style="list-style-type: none"> <li>• Preharvest Interval (PHI): 7 days.</li> <li>• Apply with low or high-volume ground equipment only. Follow the spray equipment manufacturer's directions to determine the amount of spray solution required to obtain thorough coverage. Consult the spray equipment manufacturer's operator's manual, spray nozzle catalogs and/or your crop advisor for more information.</li> </ul> <p>USE RESTRICTIONS</p> <ul style="list-style-type: none"> <li>• Do not apply through any type of irrigation system.</li> <li>• Do not apply in Ultra Low Volume Equipment.</li> <li>• Do not apply more than 100 gallons spray per acre.</li> <li>• Do not apply more than 7.45 fl. oz. (0.105 lb. ai) per acre per crop cycle.</li> <li>• Do not make more than 1 application per crop cycle.</li> <li>• Do not make more than 2 applications per year.</li> </ul> |
| *suppression  |   |   |

| <b>Application Rates for NAI-2666 20SC Miticide/Insecticide on Tomatoes and Peppers Grown in Greenhouses</b> |   |   |
|--|---|---|
| <b>Pests</b>   | <b>Application Rate<br/>Fl. Oz./100 Gallons</b> | <b>Directions for Use</b>   |
| Mites<br><br>Tomato (Potato)<br>Psyllid<br><br>Whitefly*   | 3.7 to 7.45 fl. oz.<br>(0.053 to 0.105 lb. ai)  | <ul style="list-style-type: none"> <li>• Allow 14 days between applications.</li> <li>• Preharvest Interval (PHI): 1 day</li> <li>• Apply with low or high-volume ground equipment only. Follow the spray equipment manufacturer's directions to determine the amount of spray solution required to obtain thorough coverage. Consult the spray equipment manufacturer's operator's manual, spray nozzle catalogs and/or your crop advisor for more information.</li> </ul> <p>USE RESTRICTIONS</p> <ul style="list-style-type: none"> <li>• Do not apply through any type of irrigation system.</li> <li>• Do not apply in Ultra Low Volume Equipment.</li> <li>• Do not apply more than 100 gallons spray per acre.</li> <li>• Do not apply more than 14.9 fl oz (0.210 lb. ai) per acre per crop cycle.</li> <li>• Do not make more than 2 applications per crop cycle.</li> <li>• Do not make more than 4 applications per year.</li> </ul> |
| *suppression   |   |   |

| Application Rates for NAI-2666 20SC Miticide/Insecticide on Ornamental Trees, Vines, Shrubs, Foliage, and Flowering Plants                                      |   |   |
|---|---|---|
| Pests   | Application Rate<br>Fl. Oz./100 Gallons       | Use Directions  |
| Spider mites  | 3.8 to 5.6 fl. oz.<br>(0.053 to 0.079 lb. ai) | <ul style="list-style-type: none"> <li>• Use in sufficient volume to obtain uniform plant coverage.</li> <li>• 100 gallons of spray will typically cover 20,000 sq. ft. of greenhouse.</li> <li>• Allow 14 days between applications.</li> <li>• Use the lower rate for low to moderate spider mite populations.</li> </ul> <p>USE RESTRICTIONS</p> <ul style="list-style-type: none"> <li>• Do not apply within 75 feet of fish-bearing waters.</li> <li>• Do not apply by air.</li> <li>• Do not make more than 2 applications per crop cycle.</li> <li>• Do not make more than 2 applications per year.</li> <li>• Do not apply more than 10 gallons of spray per 1,000 sq. ft. per application.</li> <li>• Do not apply more than 11.2 fl. oz. (0.158 lb. ai) per 20,000 sq. ft. per year.</li> </ul> <p>*For <b>suppression</b> of certain mealybug pests, use in sufficient volume to obtain uniform plant coverage</p> |
| Tarsonemid mites<br>- Broad mite<br>( <i>Polyphagotarsonemus latus</i> )<br>- Cyclamen mite<br>( <i>Phytonemus pallidus</i> )                                   | 5.6 fl. oz.<br>(0.079 lb. ai)                 |   |
| Eriophyid mites (rust, gall, and bud mites) including but not limited to:<br>- Hemlock rust mite<br>( <i>Nalepella tsugifoliae</i> )<br>- Hackberry rust mite   | 5.6 fl. oz.<br>(0.079 lb. ai)                 |   |
| Mealybugs*, including but not limited to:<br>- Citrus mealybug<br>( <i>Planococcus citri</i> )<br>- Long-tailed mealybug<br>( <i>Pseudococcus longispinus</i> ) | 5.6 fl. oz.<br>(0.079 lb. ai)                 |   |

**IMPORTANT: READ BEFORE USE**

By using this product, user or buyer accepts the following conditions, warranty, disclaimer of warranties and limitations of liability.

**CONDITIONS:** The directions for use of this product are believed to be accurate and must be followed carefully. However, because of extreme weather and soil conditions, use methods and other factors beyond the control of Nichino America, Inc. (NAI), it is impossible for NAI to eliminate all risks associated with the use of this product. As a result, crop injury or ineffectiveness is always possible. To the extent consistent with applicable law, all such risks are assumed by the user or buyer.

**DISCLAIMER OF WARRANTIES:** TO THE EXTENT CONSISTENT WITH APPLICABLE LAW, THERE ARE NO WARRANTIES, EXPRESSED OR IMPLIED, OF MERCHANTABILITY OR OF FITNESS FOR A PARTICULAR PURPOSE OR OTHERWISE, WHICH EXTEND BEYOND THE STATEMENTS MADE ON THIS LABEL. No agent of NAI is authorized to make any warranties beyond those contained herein or to modify the warranties contained herein. To the extent consistent with applicable law, NAI disclaims any liability whatsoever for incidental or consequential damages, including, but not limited to, liability arising out of breach of contract, express or implied warranty (including warranties of merchantability and fitness for a particular purpose), tort, negligence, strict liability or otherwise.

**LIMITATIONS OF LIABILITY:** TO THE EXTENT CONSISTENT WITH APPLICABLE LAW, THE EXCLUSIVE REMEDY OF THE USER OR BUYER FOR ANY AND ALL LOSSES, INJURIES OR DAMAGES RESULTING FROM THE USE OR HANDLING OF THIS PRODUCT, WHETHER IN CONTRACT, WARRANTY, TORT, NEGLIGENCE, STRICT LIABILITY OR OTHERWISE, SHALL NOT EXCEED THE PURCHASE PRICE PAID, OR AT THE ELECTION OF NICHINO AMERICA, THE REPLACEMENT OF PRODUCT.

©2021 Nichino America, Inc.

Akari and FujiMite Nichino America logo are registered trademarks of Nichino America, Inc.

# SUPPLEMENTAL LABEL

FENPYROXIMATE GROUP 21A INSECTICIDE

NAI-2666 20SC [AKARI® 20SC] [FUJIMITE® 20SC] [FUJIMITE® XX] [FUJIMITE® HC]  
Miticide/Insecticide

EPA Reg. No. 71711-57

For Use On: Almond; Pistachio [Use Permitted West of the Mississippi River]

This supplemental label expires December 2, 2024 and must not be used or distributed after this date.

## DIRECTIONS FOR USE

It is a violation of Federal law to use this product in a manner inconsistent with its labeling.

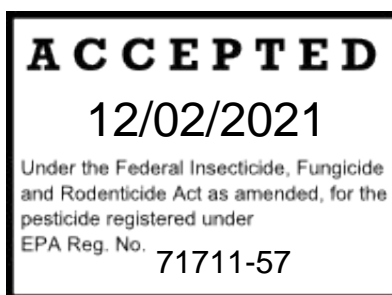
This labeling and the EPA approved container label must be in the possession of the user at the time of application. Read the label affixed to the container for NAI-2666 20SC Miticide/Insecticide before applying. Use of NAI-2666 20SC Miticide/Insecticide according to this labeling is subject to the use precautions and limitations imposed by the label affixed to the container for NAI-2666 20SC Miticide/Insecticide.

New use directions appear on this supplemental labeling that may be different from those that appear on the container label.

## APPLICATION RATE CHART FOR NAI-2666 20SC MITICIDE/INSECTICIDE

| Almond; Pistachio [Use Permitted West of the Mississippi River] |  |   |
|---|--|---|
| Pest  | Rate/Acre                                      | Use Directions  |
| Mites<br>(see <b>Target Species</b><br>on the container label)  | 5.6 to 14.9 fl. oz.<br>(0.079 to 0.210 lb. ai) | <b>[WEST OF THE MISSISSIPPI RIVER]</b> <ul style="list-style-type: none"><li>• Apply by ground using a minimum of 100 gallons of water per acre.</li><li>• Apply by air using a minimum of 10 gallons of water per acre.</li><li>• Allow 14 days between applications.</li><li>• Preharvest Interval (PHI): 14 days.</li></ul> <b>USE RESTRICTIONS</b> <ul style="list-style-type: none"><li>• Do not apply through any type of irrigation system.</li><li>• Do not apply more than 29.8 fl. oz. (0.420 lb. ai) per acre per year.</li><li>• Do not make more than 2 applications per year.</li></ul> |

©2021 Nichino America, Inc. [AKARI] [FUJIMITE] and Nichino America logo are registered trademarks of Nichino America, Inc.



**NICHINO**  
**AMERICA**  
Nichino America, Inc.  
4550 Linden Hill Road, Suite 501  
Wilmington, DE 19808  
888-740-7700

# SUPPLEMENTAL LABEL

FENPYROXIMATE GROUP 21A INSECTICIDE

NAI-2666 20SC [AKARI® 20SC] [FUJIMITE® 20SC] [FUJIMITE® XX] [FUJIMITE® HC]  
Miticide/Insecticide

EPA Reg. No. 71711-57

For Use On: Mamey Sapote; Sapodilla

This supplemental label expires December 2, 2024 and must not be used or distributed after this date.

## DIRECTIONS FOR USE

It is a violation of Federal law to use this product in a manner inconsistent with its labeling.

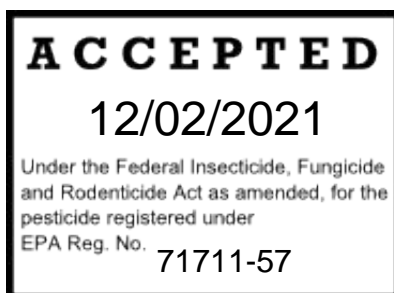
This labeling and the EPA approved container label must be in the possession of the user at the time of application. Read the label affixed to the container for NAI-2666 20SC Miticide/Insecticide before applying. Use of NAI-2666 20SC Miticide/Insecticide according to this labeling is subject to the use precautions and limitations imposed by the label affixed to the container for NAI-2666 20SC Miticide/Insecticide.

New use directions appear on this supplemental labeling that may be different from those that appear on the container label.

## APPLICATION RATE CHART FOR NAI-2666 20SC MITICIDE/INSECTICIDE

| Mamey Sapote; Sapodilla                          |  |   |
|--|--|---|
| Pest   | Rate/Acre                                      | Use Directions  |
| Mites<br>(see Target Species)<br><br>Whiteflies* | 3.7 to 7.45 fl. oz.<br>(0.053 to 0.105 lb. ai) | <ul style="list-style-type: none"><li>• Apply by ground using a minimum of 95 gallons of water per acre.</li><li>• Apply by air using a minimum of 50 gallons of water per acre.</li><li>• Allow 14 days between applications.</li><li>• Preharvest Interval (PHI): 1 day.</li></ul> <p>USE RESTRICTIONS</p> <ul style="list-style-type: none"><li>• Do not apply through any type of irrigation system.</li><li>• Do not apply more than 14.9 fl. oz. (0.210 lb. ai) per acre per year.</li><li>• Do not make more than 2 applications per year.</li></ul> |
| *suppression                                     |  |   |

©2021 Nichino America, Inc. [AKARI] [FUJIMITE] and Nichino America logo are registered trademarks of Nichino America, Inc.



**NICHINO**  
**AMERICA**  
Nichino America, Inc.  
4550 Linden Hill Road, Suite 501  
Wilmington, DE 19808  
888-740-7700

# SUPPLEMENTAL LABEL

FENPYROXIMATE GROUP 21A INSECTICIDE

NAI-2666 20SC [AKARI® 20SC] [FUJIMITE® 20SC] [FUJIMITE® XX] [FUJIMITE® HC]  
Miticide/Insecticide  
EPA Reg. No. 71711-57

For Use On: Melon Subgroup (Crop Subgroup 9A)

This supplemental label expires December 2, 2024 and must not be used or distributed after this date.

## DIRECTIONS FOR USE

It is a violation of Federal law to use this product in a manner inconsistent with its labeling.

This labeling and the EPA approved container label must be in the possession of the user at the time of application. Read the label affixed to the container for NAI-2666 20SC Miticide/Insecticide before applying. Use of NAI-2666 20SC Miticide/Insecticide according to this labeling is subject to the use precautions and limitations imposed by the label affixed to the container for NAI-2666 20SC Miticide/Insecticide.

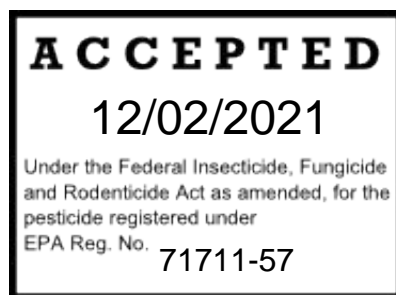
New use directions appear on this supplemental labeling that may be different from those that appear on the container label.

## APPLICATION RATE CHART FOR NAI-2666 20SC MITICIDE/INSECTICIDE

| Melon Subgroup (Crop Subgroup 9A)<br>citron melon; muskmelon (hybrids and/or cultivars of <i>Cucumis melo</i> ) (includes true cantaloupe, cantaloupe, casaba, crenshaw melon, golden pershaw melon, honeydew melon, honey balls, mango melon, Persian melon, pineapple melon, Santa Claus melon, and snake melon); watermelon (includes hybrids and/or varieties of <i>Citrullus lanatus</i> ) |                               |  |
|---|-------------------------------|--|
| Pest  | Rate/Acre                     | Use Directions   |
| Mites<br>(see <b>Target Species</b><br>on the container label)<br><br>Whiteflies*   | 7.45 fl. oz.<br>(0.105 lb ai) | <ul style="list-style-type: none"><li>• Apply by ground using a minimum of 20 gallons of water per acre.</li><li>• Apply by air using a minimum of 5 gallons of water per acre.</li><li>• As canopy density increases use of higher water volume will assure better coverage.</li><li>• Allow 14 days between applications.</li><li>• Preharvest Interval (PHI): 3 days.</li></ul> <p>USE RESTRICTIONS</p> <ul style="list-style-type: none"><li>• Do not apply through any type of irrigation system.</li><li>• Do not apply more than 14.9 fl. oz. (0.210 lb ai) per acre per year.</li><li>• Do not make more than 2 applications per year.</li></ul> |

\*suppression

©2021 Nichino America, Inc. [AKARI] [FUJIMITE] and Nichino America logo are registered trademarks of Nichino America, Inc.



**NICHINO**  
AMERICA®  
Nichino America, Inc.  
4550 Linden Hill Road, Suite 501  
Wilmington, DE 19808  
888-740-7700



# SUPPLEMENTAL LABEL

FENPYROXIMATE GROUP 21A INSECTICIDE

NAI-2666 20SC [AKARI® 20SC] [FUJIMITE® 20SC] [FUJIMITE® XX] [FUJIMITE® HC]  
Miticide/Insecticide

EPA Reg. No. 71711-57

**For Use On: Tree Nut Group (Crop Group 14-12) [Use Permitted West of the Mississippi River] excluding Almond and Pistachio**

This supplemental label expires December 2, 2024 and must not be used or distributed after this date.

## DIRECTIONS FOR USE

It is a violation of Federal law to use this product in a manner inconsistent with its labeling.

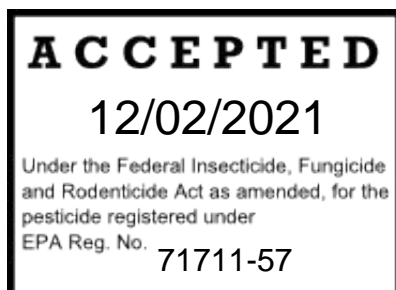
This labeling and the EPA approved container label must be in the possession of the user at the time of application. Read the label affixed to the container for AKARI 5SC Miticide/Insecticide before applying. Use of AKARI 5SC Miticide/Insecticide according to this labeling is subject to the use precautions and limitations imposed by the label affixed to the container for AKARI 5SC Miticide/Insecticide.

New use directions appear on this supplemental labeling that may be different from those that appear on the container label.

## APPLICATION RATE CHART FOR AKARI 5SC MITICIDE/INSECTICIDE

| Tree Nut Group (Crop Group 14-12) [Use Permitted West of the Mississippi River] excluding Almond and Pistachio   |  |   |
|--|--|---|
| African nut-tree; beechnut; Brazil nut; Brazilian pine; bunya; bur oak; butternut; Cajou nut; candlenut; cashew; chestnut; chinquapin; coconut; coquito nut; dika nut; ginkgo; Guiana chestnut; hazelnut (filbert); heartnut; hickory nut; Japanese horse-chestnut; macadamia nut; mongongo nut; monkey-pot; monkey puzzle nut; Okari nut; Pachira nut; peach palm nut; pecan; pequi; Pili nut; pine nut; Sapucaia nut; tropical almond; walnut, black; walnut, English; yellowhorn; cultivars, varieties, and/or hybrids of these |  |   |
| Pest   | Rate/Acre                                    | Use Directions  |
| Mites<br>(see <b>Target Species</b><br>on the container label)   | 5.6 to 14.9 fl.oz.<br>(0.079 to 0.210 lb ai) | <b>[WEST OF THE MISSISSIPPI RIVER]</b> <ul style="list-style-type: none"><li>Apply by ground using a minimum of 100 gallons of water per acre.</li><li>Apply by air using a minimum of 10 gallons of water per acre.</li><li>Allow 14 days between applications.</li><li>Preharvest Interval (PHI): 14 days.</li></ul> <b>USE RESTRICTIONS</b> <ul style="list-style-type: none"><li>Do not apply through any type of irrigation system.</li><li>Do not apply more than 14.9 fl. oz. (0.210 lb. ai) per acre per year.</li><li>Do not make more than 2 applications per year.</li></ul> |

©2021 Nichino America, Inc. [AKARI] [FUJIMITE] and Nichino America logo are registered trademarks of Nichino America, Inc.



**NICHINO**  
AMERICA®  
Nichino America, Inc.  
4550 Linden Hill Road, Suite 501  
Wilmington, DE 19808  
888-740-7700

# SUPPLEMENTAL LABEL

**FENPYROXIMATE | GROUP 21A | INSECTICIDE**

**NAI-2666 20SC [AKARI® 20SC] [FUJIMITE® 20SC] [FUJIMITE® XX] [FUJIMITE® HC]  
Miticide/Insecticide**

**EPA Reg. No. 71711-57**

**For Use On: Tropical and Subtropical, Medium to Large Fruit, Smooth, Inedible Peel Subgroup  
24B excluding Banana**

This supplemental label expires December 2, 2024 and must not be used or distributed after this date.

## DIRECTIONS FOR USE

It is a violation of Federal law to use this product in a manner inconsistent with its labeling.

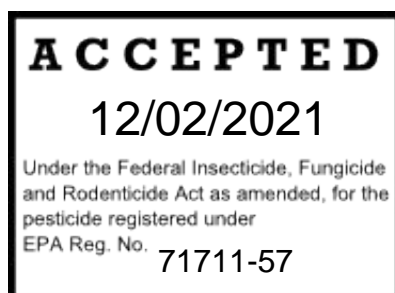
This labeling and the EPA approved container label must be in the possession of the user at the time of application. Read the label affixed to the container for NAI-2666 20SC Miticide/Insecticide before applying. Use of NAI-2666 20SC Miticide/Insecticide according to this labeling is subject to the use precautions and limitations imposed by the label affixed to the container for NAI-2666 20SC Miticide/Insecticide.

New use directions appear on this supplemental labeling that may be different from those that appear on the container label.

## APPLICATION RATE CHART FOR NAI-2666 20SC MITICIDE/INSECTICIDE

| <b>Tropical and Subtropical, Medium to Large Fruit, Smooth, Inedible Peel Subgroup 24B, excluding Banana</b>   |  |  |
|--|--|--|
| Abiu; akee apple; avocado; avocado, Guatemalan; avocado, Mexican; avocado, West Indian; bacury; binjai; canistel; cupuacu; etambe; jatoba; kei apple; langsat; lanjut; lucuma; mabolo; mango; mango, horse; mango, Saipan; mangosteen; paho; papaya; pawpaw, common; pelipisan; pequi; pequia; persimmon, American; plantain; pomegranate; poshte; quandong; sapote, black; sapote, green; sapote, white; sataw; screw-pine; star apple; tamarind-of-the-Indies; wild loquat; cultivars, varieties, and hybrids of these commodities |  |  |
| Pest   | Rate/Acre                                      | Use Directions   |
| Mites<br>(see <b>Target Species</b> )<br><br>Citrus flat mite<br><br>Whiteflies*   | 3.7 to 7.45 fl. oz.<br>(0.053 to 0.105 lb. ai) | <ul style="list-style-type: none"> <li>Apply by ground using a minimum of 95 gallons of water per acre.</li> <li>Apply by air using a minimum of 50 gallons of water per acre.</li> <li>As canopy density increases use of higher water volume will assure better coverage.</li> <li>Allow 14 days between applications.</li> <li>Preharvest Interval (PHI): 1 day</li> </ul> <p>USE RESTRICTIONS</p> <ul style="list-style-type: none"> <li>Do not apply through any type of irrigation system.</li> <li>Do not apply more than 14.9 fl. oz. (0.210 lb. ai) per acre per year.</li> <li>Do not make more than 2 applications per year.</li> </ul> |
| *suppression   |  |  |

©2021 Nichino America, Inc. [AKARI] [FUJIMITE] and Nichino America logo are registered trademarks of Nichino America, Inc.



**NICHINO**  
AMERICA®  
Nichino America, Inc.  
4550 Linden Hill Road, Suite 501  
Wilmington, DE 19808