



UNITED STATES ENVIRONMENTAL PROTECTION AGENCY
WASHINGTON, D.C. 20460

OFFICE OF CHEMICAL SAFETY
AND POLLUTION PREVENTION

February 24, 2023

Walter G. Talarek
Authorized Agent
W. Neudorff GMBHKG
5153 Allison Marshall Drive
Warrenton, VA 20187

Subject: Labeling Notification per Pesticide Registration Notice (PRN) 98-10 – Adding an
Alternate Brand Name (ABN) NEU1173H RTU Premix
Product Name: NEU1173 Concentrate
EPA Registration Number: 67702-26
EPA Receipt Date: 04/13/2022
Action Case Number: 00355464

Dear Mr. Talarek:

The U.S. Environmental Protection Agency (EPA) is in receipt of your application for notification under Pesticide Registration Notice (PRN) 98-10 for the above referenced product. The Biopesticides and Pollution Prevention Division (BPPD) has conducted a review of this request for its applicability under PRN 98-10 and finds that the action requested falls within the scope of PRN 98-10.

The alternate brand name NEU1173H RTU Premix been added to the product's records. You must submit one (1) copy of the final printed labeling with the modifications.

Should you wish to add/retain a reference to your company's website on your label, then please be aware that the website becomes labeling under the Federal Insecticide, Fungicide, and Rodenticide Act (FIFRA) and is subject to review by EPA. If the website is false or misleading, the product will be considered to be misbranded and sale or distribution of the product is unlawful under FIFRA section 12(a)(1)(E). 40 CFR § 156.10(a)(5) lists examples of statements EPA may consider false or misleading. In addition, regardless of whether a website is referenced on your product's label, claims made on the website may not substantially differ from those claims approved through the registration process. Therefore, should EPA find or if it is brought to our attention that a website contains statements or claims substantially differing from statements or claims made in connection with obtaining a FIFRA section 3 registration, the website will be referred to EPA's Office of Enforcement and Compliance Assurance.


Page 2 of 2

EPA Reg. No. 67702-26

Action Case No. 00355464

If you have any questions, please contact Menyon Adams by phone at (202) 566-1604 or via email at adams.menyon@epa.gov.

Sincerely,

A handwritten signature in blue ink, appearing to read "James Parker", is written over a horizontal line.

James Parker, Lead
Biochemical Pesticides Branch
Biopesticides and Pollution
Prevention Division (7511M)
Office of Pesticide Programs

MASTER LABEL

NEU1173H Concentrate
(ABN: NEU1173H RTU Premix)
(ABN: Fiesta Turf Weed Killer)
(ABN: Fiesta Selective Turf Weed Killer)
(ABN: Fiesta Broadleaf Weed Killer)
(ABN: Fiesta)

Active Ingredient:

Iron HEDTA (FeHEDTA).....	26.52%
Other Ingredients:.....	73.48%
Total:.....	100.00%

SUBLABEL A: Household Use

SUBLABEL B: Hose-End Sprayer Household Use

SUBLABEL C: Commercial Use

EPA REG. NO. 67702-26

EPA EST.

KEEP OUT OF REACH OF CHILDREN
CAUTION

Registrant: W. Neudorff GmbH KG
 An der Muhle 3,
 31860 Emmerthal, Germany
www.neudorff.com

Household Use: NET CONTENTS: 5 fl. oz., 10 fl. oz. 12 fl. oz., 15 fl. oz., 16 fl. oz., 20 fl. oz., 24 fl. oz., 27 fl. oz., 32 fl. oz., 1 gallon, 2.5 gallons, 227 gallons, 228 gal, 257 gallons.

Commercial Use: NET CONTENTS: 1 gallon, 2.5 gallons, 5 gallons, 10 gallons, 20 gallons, 30 gallons, 40 gallons, 45 gallons, 50 gallons, 55 gallons, 200 gallons, 227 gallons, 228 gallons, 250 gallons, 257 gallons.

SUBLABEL A – HOUSEHOLD USE

NEU1173H Concentrate

Active Ingredient:

Iron HEDTA (FeHEDTA).....	26.52%
Other Ingredients:.....	73.48%
Total:.....	100.00%

EPA REG. NO. 67702-26

EPA EST.

Net Contents:

**KEEP OUT OF REACH OF CHILDREN
CAUTION**

FIRST AID	
IF IN EYES	-Hold eye open and rinse slowly and gently with water for 15-20 minutes. -Remove contact lenses, if present, after the first 5 minutes, then continue rinsing eye. -Call a poison control center or doctor for treatment advice.
Have the product container or label with you when calling a poison control center or doctor, or going for treatment. [Optionally, supplemental distributors may use the following wording and own toll-free hotline number: For medical emergency information, you may call toll free 1-XXX-XXX-XXXX [insert operating hours and days of service] During other times call the poison control center at 1-800-222-1222.]	

PRECAUTIONARY STATEMENTS

HAZARDS TO HUMANS AND DOMESTIC ANIMALS

CAUTION: Causes slight eye irritation. Avoid contact with eyes or clothing. Wash thoroughly with soap and water after handling and before eating, drinking, chewing gum, using tobacco, or using the toilet. Prolonged or frequently repeated skin contact may cause allergic reactions in some individuals.

ENVIRONMENTAL HAZARDS

To protect the environment, do not allow pesticide to enter or run off into storm drains, drainage ditches, gutters or surface waters. Applying this product in calm weather when rain is not predicted for the next 24 hours will help to ensure that wind or rain does not blow or wash pesticide off the treatment area. Rinsing application equipment over the treated area will help avoid run off to water bodies or drainage systems.

{For containers over 5 gallons use the following language:}

Effluent Discharge

Do not discharge effluent containing this product into lakes, streams, ponds, estuaries, oceans or other waters unless in accordance with the requirements of a National Pollutant Discharge Elimination System (NPDES) permit and the permitting authority has been notified in writing prior to discharge. Do not

discharge effluent containing this product to sewer systems without previously notifying the local sewage treatment plant authority. For guidance contact your State Water Board or Regional Office of the EPA]

{One of the two following formats must be used:}

Format 1:

DIRECTIONS FOR USE

It is a violation of Federal Law to use this product in a manner inconsistent with its labeling.

Use Sites:

Use to selectively control/suppress broadleaf weeds, moss, algae*, lichens*, liverworts* and diseases* growing in lawns.

* Not for use in California

Pests:

Controls or suppresses weeds such as but not limited to:

- Black medic (*Medicago lupulina*)[§]
- Broadleaf plantain (*Plantago major*)*
- Bull thistle (*Cirsium vulgare*)
- Canada thistle (*Cirsium arvense*)*
- Common chickweed (*Stellaria media*)^{§ †}
- Creeping buttercup (*Ranunculus repens*)
- Creeping Charlie/Ground ivy (*Glechoma hederacea*)*
- Dandelion (*Taraxicum officinale*)
- Dovefoot geranium (*Geranium molle*)*
- English daisy (*Bellis perennis*)[§]
- False dandelion (*Hypochoeris radicata*)*
- Healall (*Prunella vulgaris*)*
- Lawn burweed (*Soliva ptero-sperma*)*
- Narrow-leaved plantain (*Plantago lanceolata*)*
- Oxalis (*Oxalis* spp.)*
- Prostrate knotweed (*Polygonum aviculare*)*
- Shepherd's-purse (*Capsella bursa-pastoris*)*
- Silverweed cinquefoil (*Potentilla anserina*)*
- *Speedwell* spp.(including Persian Speedwell (*Veronica persica*) and Slender speedwell (*Veronica filiformis*)*)
- White clover (*Trifolium repens*)
- Wild chamomile (*Matricaria chamomilla*)*
- Wild geranium (*Geranium robertianum*)*
- moss, algae*, lichens*, liverworts*

Controls or suppresses diseases such as but not limited to:

- Dollar Spot*
- Rust*
- Snow Mold*

NEU1173H

Page 4 of 34

* Not for use in California

§ only approved for suppression in California

‡Minimum application rate in California is 11.5 fl. oz./yd² or 9.8 ga/1000 sq. ft.

{Choose one of the following:}

[Application Directions:

For Broadcast Treatment:

Rate of Spray Solution	Rate of Concentrate	Weeds	Diseases	Optional column [Area Treated
2.8 fl. oz./yd ² or 2.5 ga/1000 ft ² †	12.6 fl. oz / 1000 ft ² Or [xxx fl. oz / xxx ft ²]	Rate for moss*, and easy-to-control weeds: Black medic (<i>Medicago lupulina</i>) §, Speedwell species, including Persian speedwell, (<i>Veronica persica</i>) and slender speedwell* (<i>Veronica filiformis</i>), wild geranium* (<i>Geranium robertianum</i>) and moss. This rate can also be used for weed seedlings of: false dandelion* (<i>Hypochaeris radicata</i>), English daisy* (<i>Bellis perennis</i>), dandelion* (<i>Taraxacum officinale</i>) or white clover* (<i>Trifolium repens</i>).	Rate for control or suppression of diseases such as dollar spot *, snow mold*, and rust*. Use the higher rate when disease pressure is high.	xxxx ft ² /xxx ga jug
5.7 fl. oz./yd ² or 4.9 ga/1000 ft ²	25.2 fl. oz / 1000 ft ² Or [xxx fl. oz / xxx ft ²]	Standard rate for control of moss and most weed species: Black medic (<i>Medicago lupulina</i>), dandelion (<i>Taraxacum officinale</i>), English daisy (<i>Bellis perennis</i>), false dandelion* (<i>Hypochaeris radicata</i>), Creeping Charlie/Ground ivy* (<i>Glechoma hederacea</i>), Prostrate knotweed * (<i>Polygonum aviculare</i>), white clover (<i>Trifolium repens</i>), bull thistle (<i>Cirsium vulgare</i>), Canada thistle* (<i>Cirsium arvense</i>), narrow-leaved plantain* (<i>Plantago lanceolata</i>), dove's foot geranium* (<i>Geranium molle</i>), oxalis* (<i>Oxalis</i> spp.), lawn burweed* (<i>Soliva ptero-sperma</i>), and algae*, lichens*, liverworts* and for the SUPPRESSION of broad-leaved plantain* (<i>Plantago major</i>)		xxxx ft ² /xxx ga jug
11.5 fl oz./yd ² or 9.8 ga/1000 ft ²	50 fl. oz./ 1000 ft ² Or [xxx fl. oz / xxx ft ²]	Rate for tough perennial weeds such as: creeping buttercup (<i>Ranunculus repens</i>), common chickweed§ (<i>Stellaria media</i>) and broad-leaved plantain* (<i>Plantago major</i>)		xxxx ft ² /xxx ga jug]

† Lower application rate not for use in California. Minimum application rate in California is 5.7 fl./yd² or 4.9 ga/1000 sq.ft.

* Not for use in California

§ only approved for suppression in California

Shake well before using. Mix one part [NEU1173H] with 24 parts water (5 oz. in 1 gallon of water). Apply the mixed solution at a rate of 2.5-10 gallons/1000 ft² (2.8-11.5 fluid oz./yard²), or 5-10 gallons/1000 ft² (5.7-11.5 fl.oz./yd²) in California, using the chart to determine how much diluted spray to use per area. Any standard hand-held or backpack sprayer can be used. Thoroughly spray weeds. Use a coarse nozzle setting to reduce drift. Uniform coverage is important. Repeat treatment in 3 to 4 weeks for best results.]

OR

[Application Directions

Shake well before using. Mix one part [NEU1173H] with 24 parts water (5 oz. in 1 gallon of water). Apply the mixed solution at a rate of 2.5-10 gallons/1000 ft² (2.8-11.5 fluid oz./yard²), or 5-10 gallons/1000 ft² (5.7-11.5 fl. oz./yd²) in California. [Optional: The standard rate for NEU1173H is 5.75 fl. oz./yard²; use the higher rate (11.5 fl. oz./yard²) on tough perennial weeds, such as common chickweed[§], buttercup and broad-leaved plantain*. NEU1173H may also be used at 2.8fl.oz./yard² (2.5 gallons/1000ft²) † on moss, slender speedwell*, wild geranium*, lawn diseases* (such as dollar spot, rust, and snow mold), or on weed seedlings of false dandelion*, English daisy*, dandelion* or white clover*.] Any standard hand-held or backpack sprayer can be used. Thoroughly spray weeds. Use a coarse nozzle setting to reduce drift. Uniform coverage is important. Repeat treatment in 3 to 4 weeks for best results.

† Lower application rate not for use in California. Minimum application rate in California is 5.7 fl. oz./yd² or 4.9 ga/1000 sq.ft.

* Not for use in California

§ only approved for suppression in California

]

To get the most complete kill of moss, or when moss is very thick, rake out as much moss as you can using a thatching rake or lawn rake before using NEU1173H.

To improve the appearance of lawn or turf, rake out dead moss a few days after treatment.

For Spot Treatment: Shake well before using. Mix one part [NEU1173H] with 24 parts water (5 fl. oz. in 1 gallon of water). Thoroughly spray weeds to point of runoff using any standard hand-held or backpack sprayer. Use a coarse nozzle setting to reduce drift. Repeat treatment in 3 to 4 weeks for best results.

For Pre-emergent control* of broadleaf weeds and crabgrass: Begin application when soil temperatures reach 50 to 55° F. Shake well before using. Mix one part [NEU1173H] with 24 parts water (5 fl. oz. in 1 gallon of water). Apply 5 to 10 gallons of spray solution per 1,000 sq. ft. depending on weed pressure. Reapply 3 to 6 weeks later for best results.

What will I see?

Works quickly; dying weeds will be seen within hours of application. Treated weeds, moss, or algae* will turn brown or black. Occasionally a darkening of the grass leaf blades can occur after treatment; however, the grass will recover within a few days to weeks. May stain thatch (dead grass under lawn); this does not affect the health of the grass.

* Not for use in California

Use Precautions:

Do not apply to drought stressed grass; ensure lawn is well watered prior to application. Do not apply when the daytime temperature will exceed 85° F. Do not apply to bentgrass. If unsure of grass sensitivity, test spray a small area of your lawn. Do not apply to newly seeded areas prior to grass seed germination. Avoid spraying desirable plants. Any desirable plants or structures accidentally contacted should be rinsed with water. To avoid staining, wait until treated area dries before re-entry. Do not apply if rainfall is expected within 3 hours of application. Do not irrigate within 3 hours of application. Do not apply to the same area more than 4 times a year.

]

OR

[Format 2:

DIRECTIONS FOR USE	
It is a violation of Federal Law to use this product in a manner inconsistent with its labeling.	
BEFORE YOU USE	Shake well before using.
WHERE TO USE	Use to selectively control/suppress (broadleaf weeds), (moss), (algae)*, (lichens)*, (liverworts)*, and (diseases)* growing in lawns
HOW TO USE	<p>Mix 5 fl. oz. of [NEU1173H] into 1 gallon of water. Apply the mixed solution at a rate of 0.25 - 1 gallon/100 sq. ft (2.8-11.5 fluid oz./yard²), or 5-10 gallons/1000ft² in California. [Optional: The standard rate for NEU1173H is 5.75 fl. oz./yard²; use the higher rate (11.5 fl. oz./yard²) on tough perennial weeds, such as buttercup, common chickweed[§], and broad-leaved plantain*. [NEU1173H] may also be used at 2.8 fl.oz./yard² (2.5 gallons/1000ft²)[†] on moss*, slender speedwell*, wild geranium* and on weed seedlings of false dandelion*, English daisy*, dandelion* or white clover*; and to control lawn diseases* such as rust*, dollar spot*, and snow mold*.] Any standard hand-held or backpack sprayer can be used. Thoroughly spray weeds. Use a coarse nozzle setting to reduce drift. Uniform coverage is important.</p> <p>To get the most complete kill of moss, or when moss is very thick, rake out as much moss as you can using a thatching rake or lawn rake before using NEU1173H.</p> <p>To improve the appearance of lawn or turf, rake out dead moss a few days after treatment.</p>

	<p>For Spot Treatment: Shake well before using. Mix one part [NEU1173H] with 24 parts water (5 fl. oz. in 1 gallon of water). Thoroughly spray weeds to point of runoff using any standard hand-held or backpack sprayer. Use a coarse nozzle setting to reduce drift. Repeat treatment in 3 to 4 weeks for best results.</p> <p>For Pre-emergent control* of broadleaf weeds and crabgrass: Begin application when soil temperatures reach 50 to 55° F. Shake well before using. Mix one part [NEU1173H] with 24 parts water (5 fl. oz. in 1 gallon of water). Apply 5 to 10 gallons of spray solution per 1,000 sq. ft. depending on weed pressure. Reapply 3 to 6 weeks later for best results.</p>
<p>WHAT WILL I SEE?</p>	<p>Works quickly; dying weeds will be seen within hours of application. Treated weeds, moss or algae* will turn brown or black. Occasionally a darkening of the grass leaf blades can occur after treatment; however, the grass will recover within a few days to weeks. May stain thatch (dead grass under lawn); this does not affect the health of the grass.</p>
<p>PESTS (WEEDS, DISEASES*, MOSS, LICHENS* & ALGAE*)</p>	<p>[insert one of pests sections from Directions for Use above]</p>
<p>USE PRECAUTIONS</p>	<ul style="list-style-type: none"> • Do not apply to drought stressed grass. Ensure that lawn is well watered prior to application. • Do not apply when the daytime temperature will exceed 85° F. • Do not apply to bentgrass. • If unsure of grass sensitivity, test spray a small area of your lawn. • Do not apply to newly seeded areas prior to grass seed germination. • Avoid spraying desirable plants. Any desirable plants or structures accidentally contacted should be rinsed with water. • To avoid staining, wait until treated area dried before re-entry. • Do not apply if rainfall is expected within 3 hours of application. Do not irrigate within 3 hours of application. • Do not apply to the same area more than 4 times a year.

† Lower application rate not for use in California. Minimum application rate in California is 5.7 fl.oz/1000 sq.ft.

* Not for use in California

§ only approved for suppression in California

STORAGE AND DISPOSAL

PESTICIDE STORAGE: Store this product in its original container and keep in a secure storage area out of reach of children and domestic animals. Store unused material, tightly closed, in original container only, away from open flame.

PESTICIDE DISPOSAL AND CONTAINER HANDLING:

Non-refillable container. Do not reuse or refill this container.

If empty: Place in trash or offer for recycling if available.

If partly filled: Call your local solid waste agency [or call [insert supplemental distributor's tollfree number]] for disposal instructions. Never place unused product down any indoor or outdoor drain.

BATCH CODE:

{Note to reviewer: Non-misleading icons depicting use sites, pests, or marketing claims may be optionally included alongside the optional statements below, or the directions for use, above. Spanish label text may also be included in addition to English label text.}

{The following claims and product information, may or may not be presented on the product's label and labeling:}

-www.neudorff.com



- (Moss), (weed), (algae*), (lichen*), and (liverwort*) killer (for lawns)
- Selective (Broadleaf) Weed (Killer)(Control)
- Selective Control of (Broadleaf) Weeds in Lawns
- Kills weeds not (lawns)(grasses)
- Lawn Weed (moss) (Killer)(Control)
- Kills moss and weeds
- (Moss) and (weed) killer (for lawns)
- Kills (moss) and (weeds), not (lawns)(grass)
- Kills Moss Without Harming Lawn Grasses
- Water-based
- When diluted, this bottle will treat XXX ft²
- Treats up to XXXX ft² (sq. ft) (of lawn)
- Works in cool weather (down to 50°F)
- Rainfast in 3 hours
- Works fast
- See results (the same day) (in hours)
- Fast and effective
- Mix with water
- No unpleasant odor
- Derived from iron (Fe)

NEU1173H

Page 9 of 34

- For non-selective (moss) weed and grass control, use [H01 or NEU1171H – *insert product name*]
- Eliminates unwanted moss, algae* and lichens* quickly
- Kills (algae*), (moss), (liverworts*) and (lichens*)
- Kills moss fast
- Kills weeds, moss, algae*, and lichens* quickly and effectively
- Can be used on new lawns (1 week) after grass emergence
- Lawn areas can be re-sown within one day of treatment with NEU1173H
- Can re-seed lawn 1 day after spraying (applying)
- (Controls) (kills) (dandelions) (buttercup) (English daisy) (daisy) (clover)
- One gallon of concentrate will treat up to 10000 ft² (of lawn)
- Can be used to spot treat problem areas (in lawns)
- Weed killer for newly planted lawn
- (Even)(also) works in cool weather
- Works in temperatures (between) (from) 50°F and 85°F (10°C and 29°C)
- Patent #6,972,273
- Makes over XX gallons
- 1 ounce = 2 tablespoons = 6 teaspoons
- Kills (weeds)(dandelions), down to the root
- (Helpful Hints:) Best results are obtained when applied in the Spring or Fall when environmental conditions are cool and there is ample moisture
- (Helpful Hints:) The best times to treat weeds are in the Spring when they are small and growing and in the Fall to eliminate many of next year's weeds
- People and pets can enter treated area when spray dries
- Controls broadleaf weeds in lawns
- NEU1173H is a herbicide derived from iron that is used to selectively control/ suppress broadleaf weeds growing in lawns
- See side panel for mixing instructions.
- See bottle label inside for complete "directions for use".
- Includes two 5 fl. oz. bottles. Makes 2 gallons [of spray]
- Value [package]. Makes 2 gallons [of spray]
- [Open box] [Box contains 2 bottles of product]
- Refer to leaflet for complete [First Aid], [Directions for Use], [Precautionary Statements], and [Storage and Disposal Instructions]
- Tough on (moss) (weeds) and (disease*), easy on lawns
- Prevent disease* and kill the weeds!
- Kills most common lawn diseases* fast!
- Herbicide and Fungicide in 1 for the Lawn!
- For a healthy lawn
- Easy-to-use weed, moss and disease* killer for the lawn
- Broadleaf weed and disease killer
- (Disease*), (moss) and (Weed) Killer in one!
- (5 in 1!) (4 in 1!) (3 in 1!) [for use with the corresponding number of the following pests]: Controls (Disease), (Weeds), (Moss), (Algae) and (Lichens) in turf
- Controls disease* in the lawn, kills the weeds.
- (Weed), (moss), and disease* killer for the lawn
- Cure your (weed), (moss) and disease* problems fast
- Ideal weed, (moss) & disease* control for lawn

- Iron-based disease, (moss) & weed control for lawn
- Lawns: Controls dollar spot*, snow mold*, and rust*
- Lawn Fungicide
- Controls (dollar spot*), (snow mold*), and (rust*) on lawns
- Prevents and controls lawn diseases*
- Promotes healthy, weed- and disease*-free lawns
- 5 in 1!
- Fast Acting!
- 5-0-0
- Contains Iron, a plant nutrient
- Fast (quick) green-up
- Greens your lawn (turf) fast
- Two (2) in One (1) fertilizer and (weed)(moss) killer
- Kills weeds (moss), feeds your (lawn)(turf)
- Pre*- and Post-emergent activity of broadleaf weeds with one application
- Prevents crabgrass and broadleaf weeds from germinating*
- 1 gallon of concentrate covers up to 5,000 sq. ft.
- Broadcast application recommended
- Provides fast green-up of turf
- Apply in early spring for crabgrass prevention*
- Prevents crabgrass for up to 6 weeks*
- (In warm winter climates,) a fall application can prevent fall and winter weeds from germinating*
- See [inside][side][back][panel](attached) [booklet] for [additional] [complete] [precautionary statements], [directions for use], [first aid statements], [Storage and disposal], [use precautions] {When the first aid statement will appear on the side or back panel, the claim “See side/back panel for First Aid” will appear on the front panel}
- Refer to inside of label booklet for additional precautionary information and Directions for Use.

- WEED AND FEED

-READ THE LABEL FIRST!

QUICK FACTS	
<ul style="list-style-type: none"> • 5 in 1 Action!! • Kills Moss and Weeds, Not Lawns • Derived from Iron • Even Works in Cool Weather. • Can be Used on New Lawns 1 Week After Grass Emergence • Treats XXXX sq. ft. • Controls disease, weeds, moss, algae, lichens in turf 	
CONTROLS	<ul style="list-style-type: none"> • (Dandelion), (Common Chickweed^{§†}), (Clover) and other Listed Broadleaf Weeds • (Moss), (Algae)* and (Lichens*)(Liverworts*) • (Rust)*, (Dollar Spot)* and (Snow Mold)*
WHERE TO USE	<ul style="list-style-type: none"> • On lawns (do not apply to bentgrass)

[phone graphic]	For questions or comments, call toll-free [insert subregistrants toll-free number].
-----------------	---

*** Not for use in California**

§ only approved for suppression in California

‡Minimum application rate in California is 11.5 fl.oz/yd² or 9.8 ga/1000 sq.ft.

{Optional warranty statements. Registrant has choice of using any or none.}

-NOTICE TO BUYER

Seller warrants that this product conforms to the chemical description on this label and is reasonably fit for the purposes stated in the Directions for Use, subject to the inherent risks described above, when used in accordance with the Directions for Use under normal conditions. To the extent consistent with applicable law, this warranty does not extend to use of this product contrary to label directions, or under abnormal use conditions, or under conditions not reasonably foreseeable to Seller. To the extent consistent with applicable law, the Seller shall not be liable for any such use. To the extent consistent with applicable law, the Seller makes no other warranties, either expressed or implied.

OR

-Buyer assumes all responsibility for safety and use not in accordance with directions.

OR

-Unconditionally Guaranteed by (company name). **OUR COMMITMENT TO YOUR SATISFACTION:** If you are not happy with the way this product works in your garden, please let us know. We will be happy to replace the product, refund your money, or substitute another (brand name) product. Simply send your name, address and proof of purchase to (Company name & address).

OR

(company name) guarantees if for any reason you are not satisfied with this product, mail us proof of purchase to obtain a full refund of your purchase price.

OR

Money Back Guarantee: If you are not satisfied with this product, we will gladly refund your original purchase price.

]

Registrant: W. Neudorff GmbH KG
An der Muhle 3,
31860 Emmerthal, Germany
www.neudorff.com

SUBLABEL B- HOSE END SPRAYER HOUSEHOLD USE

NEU1173H Concentrate

Active Ingredient:		
Iron HEDTA (FeHEDTA).....	26.52%	
Other Ingredients:.....	73.48%	
Total:.....	100.00%	

EPA REG. NO. 67702-26

EPA EST.

Net Contents:

**KEEP OUT OF REACH OF CHILDREN
CAUTION**

FIRST AID	
IF IN EYES	-Hold eye open and rinse slowly and gently with water for 15-20 minutes. -Remove contact lenses, if present, after the first 5 minutes, then continue rinsing eye. -Call a poison control center or doctor for treatment advice.
Have the product container or label with you when calling a poison control center or doctor, or going for treatment. [Optionally, supplemental distributors may use the following wording and own toll-free hotline number: For medical emergency information, you may call toll free 1-XXX-XXX-XXXX [insert operating hours and days of service] During other times call the poison control center at 1-800-222-1222.]	

PRECAUTIONARY STATEMENTS

HAZARDS TO HUMANS AND DOMESTIC ANIMALS

CAUTION: Causes slight eye irritation. Avoid contact with eyes or clothing. Wash thoroughly with soap and water after handling and before eating, drinking, chewing gum, using tobacco, or using the toilet. Prolonged or frequently repeated skin contact may cause allergic reactions in some individuals.

ENVIRONMENTAL HAZARDS

To protect the environment, do not allow pesticide to enter or run off into storm drains, drainage ditches, gutters or surface waters. Applying this product in calm weather when rain is not predicted for the next 24 hours will help to ensure that wind or rain does not blow or wash pesticide off the treatment area. Rinsing application equipment over the treated area will help avoid run off to water bodies or drainage systems.

{For containers over 5 gallons use the following language:}

Effluent Discharge

Do not discharge effluent containing this product into lakes, streams, ponds, estuaries, oceans or other waters unless in accordance with the requirements of

a National Pollutant Discharge Elimination System (NPDES) permit and the permitting authority has been notified in writing prior to discharge. Do not discharge effluent containing this product to sewer systems without previously notifying the local sewage treatment plant authority. For guidance contact your State Water Board or Regional Office of the EPA]

DIRECTIONS FOR USE

It is a violation of Federal Law to use this product in a manner inconsistent with its labeling.

Use Sites:

Use to selectively control/suppress broadleaf weeds, moss, algae*, lichens*, liverworts* and diseases* growing in lawns.

* Not for use in California

Pests:

Controls or suppresses weeds such as but not limited to:

- Black medic (*Medicago lupulina*) §
- Broadleaf plantain (*Plantago major*)*
- Bull thistle (*Cirsium vulgare*)
- Canada thistle (*Cirsium arvense*)*
- Common chickweed (*Stellaria media*)§‡
- Creeping buttercup (*Ranunculus repens*)
- Creeping Charlie/Ground ivy (*Glechoma hederacea*)*
- Dandelion (*Taraxicum officinale*)
- Dovefoot geranium (*Geranium molle*)*
- English daisy (*Bellis perennis*) §
- False dandelion (*Hypochoeris radicata*)*
- Healall (*Prunella vulgaris*)*
- Lawn burweed (*Soliva ptero-sperma*)*
- Narrow-leaved plantain (*Plantago lanceolata*)*
- Oxalis (*Oxalis* spp.)*
- Persian Speedwell (*Veronica persica*)
- Prostrate knotweed (*Polygonum aviculare*)*
- Shepherd's-purse (*Capsella bursa-pastoris*)*
- Silverweed cinquefoil (*Potentilla anserina*)*
- Slender speedwell (*Veronica filiformis*)*
- *Speedwell* spp.(including Persian Speedwell (*Veronica persica*) and Slender speedwell (*Veronica filiformis*)*)
- White clover (*Trifolium repens*)
- Wild chamomile (*Matricaria chamomilla*)*
- Wild geranium (*Geranium robertianum*)*
- moss, algae*, lichens*, liverworts*

Controls or suppresses diseases such as but not limited to:

- Dollar Spot*
- Rust*
- Snow Mold*

NEU1173H

Page 15 of 34

* Not for use in California

§ only approved for suppression in California

‡Minimum application rate in California is 11.5 fl.oz./yd² or 9.8 ga/1000 sq.ft.

{Choose one of the following:}

Application Directions

Apply this (24oz) container to 470 to 1900[†] square feet. [Optional: Apply it to 940 ft² for standard application; apply it to 470 ft² to control tough perennial weeds, such as common chickweed[§], buttercup and broad-leaved plantain*. This container may be applied to up to 1900 ft^{2†} to control moss, slender speedwell*, wild geranium*, lawn diseases* (such as dollar spot, rust, and snow mold), and on weed seedlings of false dandelion*, English daisy*, dandelion* or white clover.

* Not for use in California

† Lower application rate not for use in California. Minimum application rate in California is to apply this container to 940 ft²

§ only approved for suppression in California

]

OR

Application Directions

Apply this (32oz) container to 625 to 2500[†] square feet. [Optional: Apply it to 1250 ft² for standard application; apply it to 625 ft² to control tough perennial weeds, such as common chickweed[§], buttercup and broad-leaved plantain*. This container may be applied to up to 2500 ft^{2†} to control moss, slender speedwell*, wild geranium*, lawn diseases* (such as dollar spot, rust, and snow mold), and on weed seedlings of false dandelion*, English daisy*, dandelion* or white clover.

* Not for use in California

† Lower application rate not for use in California. Minimum application rate in California is to apply this container to 1250 ft²

§ only approved for suppression in California

]

OR

Application Directions

Apply this (1 gallon) container to 2500 to 10,000[†] square feet. [Optional: Apply it to 5000 ft² for standard application; apply it to 2500 ft² to control tough perennial weeds, such as common chickweed[§], buttercup and broad-leaved plantain*. This container may be applied to up to 10 000 ft^{2†} to control moss, slender speedwell*, wild geranium*, lawn diseases* (such as dollar spot, rust, and snow mold), and on weed seedlings of false dandelion*, English daisy*, dandelion* or white clover.

*Not for use in California

† Lower application rate not for use in California. Minimum application rate in California is to apply this container to 5000 ft²

§ only approved for suppression in California

]

OR

Application Directions

Shake well before using. Apply 1 gallon of concentrate to 2500-10000 ft², or 2500-5000 ft² in California.

]

Uniform coverage is important. Rinse treated areas 24 hours after application. Repeat treatment in 3 to 4 weeks for best results.

To get the most complete kill of moss, or when moss is very thick, rake out as much moss as you can using a thatching rake or lawn rake before using NEU1173H.

To improve the appearance of lawn or turf, rake out dead moss a few days after treatment.

For Pre-emergent control* of broadleaf weeds and crabgrass: Begin application when soil temperatures reach 50 to 55° F. Shake well before using. Mix one part [NEU1173H] with 24 parts water (5 fl. oz. in 1 gallon of water). Apply 5 to 10 gallons of spray solution per 1,000 sq. ft. depending on weed pressure. Reapply 3 to 6 weeks later for best results.

{hose-end sprayer directions to be presented on the container or supplemental wording, either:}

[[hose-end ready spray graphic]

1. Make sure knob control lever is in the OFF position. Shake well and attach to hose.
2. Turn water on at faucet, aim nozzle toward lawn and turn control lever to ON to begin spraying. The product will automatically siphon and mix with water.
3. When finished, turn control lever to OFF position. Turn faucet off. Discharge residual water pressure by turning control lever ON and OFF again.]

OR

[[hose-end ready spray graphic]

1. Make sure the handle is in the upright position and locked **OFF** position. Shake container well and attach spray nozzle to hose.

2. Turn water on at faucet, aim nozzle toward lawn, bend tab back, and rotate handle clockwise towards the hose connection in the **ON** position to begin spraying. The product will automatically siphon and mix with water.
3. When finished turn the handle counterclockwise until the handle is in the upright position and locked position. Turn faucet off. Discharge residual water pressure by turning the handle ON and OFF again. Unscrew spray nozzle from hose.]

OR

[[hose-end ready spray graphic]

To Use This Sprayer

1. Shake container well.
2. Connect spray nozzle to garden hose.
3. Turn on the water from the faucet.

When you are ready to spray, turn the knob on the front so that the arrow points to the **MIX** position. The product will automatically siphon and mix with water.

4. When spraying be sure to soak the targeted site thoroughly.

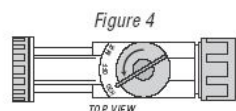
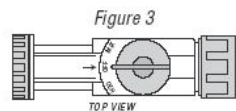
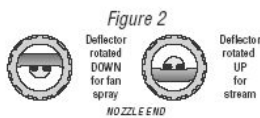
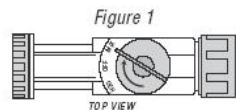
[hose-end ready spray graphic]

To Stop Spraying

1. When you are finished spraying or if you have to stop spraying at any time, turn the knob back to the **OFF** position.
2. Turn off the water from the faucet.
3. Discharge residual water pressure by turning the knob on the front so that it points to the **WATER** position.
4. Unscrew spray nozzle from hose.]

OR

[



To Use This Sprayer:

1. Shake container well.

2. Connect spray nozzle to garden hose.
3. Turn on the water from the faucet. Extend hose to the farthest area to be treated and work back toward the faucet so you don't come in contact with the treated area.
4. When you are ready to spray, turn the knob on top so that it points to the MIX position on the spray head. (Fig. 1)
5. The spray deflector on the front of the hose-end applicator can be rotated to give a stream or fan spray. (Fig. 2)

To Stop Spraying

6. When you are finished spraying or if you have to stop spraying at any time, turn the knob back to the OFF position. (Fig. 3)
7. Turn off the water from the faucet.
8. Turn the knob to H2O then OFF, to drain the water from the hose. (Fig. 4)

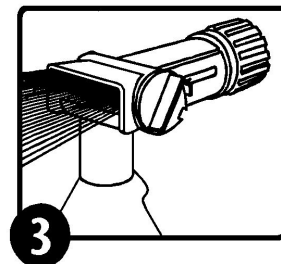
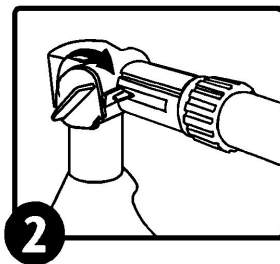
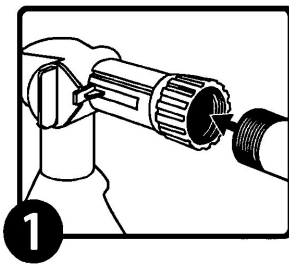
]

OR

- [1. Attach garden hose to spray nozzle. Turn on water supply.
2. Bend safety tab down and turn control to "water".
3. Point nozzle toward plants and turn water control knob to "On". Product will automatically mix with water. Spray weeds thoroughly.

To Stop Spraying:

1. When you are finished spraying or if you have to stop spraying at any time, turn the blue knob back to the OFF position.
2. Turn off the water from the faucet.
3. Turn the blue knob to H2O then OFF, to drain the water from the hose.
4. Unscrew spray nozzle from hose. Remove hose end from container.
5. Reseal the container with the child-resistant closure. Rinse the hose-end applicator



]

OR

[

1. Shake container well before using.
2. Connect a garden hose to the Ready Spray nozzle. Make sure the dial on the nozzle is in the "OFF" position with the safety tab in the valve notch.

3. Turn on the water at faucet. Extend hose to the farthest area to be treated and work back toward the faucet so you don't come in contact with the treated area.
4. To BEGIN spraying, point nozzle toward treatment site and
 - a. Bend the safety tab back (located at the right of the yellow dial) with your thumb,
 - b. Using your other hand, QUICKLY turn the dial clockwise until it stops. Water will automatically mix with the product.
5. Spray weeds thoroughly. Walk at a steady pace while spraying using an even sweeping motion, slightly overlapping treated areas.
6. To STOP spraying, QUICKLY turn the dial in the opposite direction of "ON" until it stops and the safety tab engages the notch on the valve. Turn water off at faucet. To relieve pressure before removing nozzle from hose, bend the safety tab back and turn dial "ON" until water stops spraying.
7. To STORE unused product, make sure the dial is in the "OFF" position with safety tab in the valve notch. Place in cool area away from heat, sunlight or open flame.

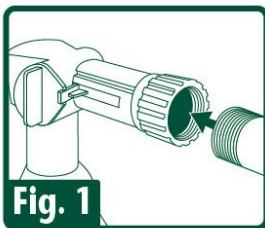


Fig. 1

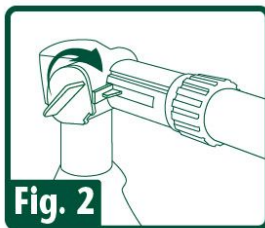


Fig. 2

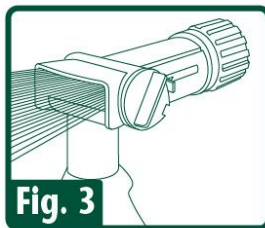


Fig. 3

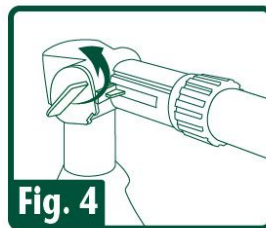


Fig. 4

]

OR

[

<ul style="list-style-type: none"> • Ensure that the large Water Control Knob is turned to the "OFF" position. • Connect sprayer 	<ul style="list-style-type: none"> • Turn the small Product Control Button so that the flat side aligns with the tab on the right 	<ul style="list-style-type: none"> • To spray, point nozzle where you want to spray and turn the large knob all the way to the left. • To stop spraying, push small Product Control Button in from opposite side. Turn large Water

to garden hose.	side of the button, and push the button all the way in. <ul style="list-style-type: none">• Turn on water at faucet.	Control Knob to the right to the "OFF" position and turn off faucet. <ul style="list-style-type: none">• NOTE: BEFORE DISCONNECTING HOSE (to relieve water pressure): Turn large Water Control Knob to the left; then turn "OFF" again.• Disconnect garden hose from sprayer.• To prevent accidental discharge when not in use, turn the small Product Control Button so that it is <u>NOT</u> aligned with the tab and cannot be pushed in.
-----------------	--	--

OR

[
CONNECT

1. Shake well before use.
2. Connect sprayer to garden hose.
3. Turn on water.

SPRAY

1. Extend hose to farthest area to be treated, point sprayer nozzle in direction to be sprayed.
2. Begin spraying <Insert sprayer-specific language here> Hayes HP-2 and Calmar RTS sprayers: Press lock tab while using other hand to turn sprayer valve to ON position. Green Garden RTS sprayer: Turn sprayer valve to ON position.
3. Walk at a steady pace while spraying, using an even sweeping motion, and slightly overlap the treated areas. Work back toward the faucet to avoid walking over wet, treated grass.

FINISH

1. To stop spraying, < Insert sprayer-specific language here.> Hayes HP-2 RTS sprayer: Press lock tab while using other hand to turn sprayer valve to OFF position. Calmar & Green Garden RTS sprayers: turn sprayer valve to OFF position.
2. Turn off water at faucet.
3. Relieve water pressure in hose by turning sprayer valve back to ON position until water slows to a drip then turn sprayer valve to OFF position.
4. Disconnect sprayer from hose.

]

OR

[
CONNECT

1. Shake well before use.
2. Securely Connect sprayer to garden hose.
3. Be sure that ON/OFF Switch is in OFF position, toward hose end of sprayer.
4. Turn on water at faucet.
5. For first time use, remove plastic shipping lock from beneath switch.

SPRAY

1. Extend hose to farthest area to be treated, point sprayer nozzle in direction to be sprayed.
2. Begin spraying - Push ON/OFF Switch forward into ON position.
3. Walk at a steady pace while spraying, using an even sweeping motion, and slightly overlap treated areas. Work back toward faucet to avoid walking over wet, treated grass.

FINISH

1. To stop spraying, push ON/OFF Switch to OFF position.
2. Turn off water at faucet.
3. Relieve water pressure in hose by turning ON/OFF Switch back to ON position until water slows to a drip, then return ON/OFF switch to OFF position.
4. Disconnect sprayer from hose

OR

<p>How to Use the Ready to Spray</p>	<ul style="list-style-type: none"> • Shake Well. • Make sure control lever is in the OFF position. Attach to hose. • Turn on water. [Extend hose to furthest place in [lawn or garden] [treatment area], so you can work backwards and limit exposure to spray.] • [Spray] • Aim towards direction of application. • Turn control lever to ON to begin spraying. • Spray evenly as directed for specified type of treatment area. [Lawn] [Garden] [or other] • When finished turn control lever to OFF. • Turn faucet OFF. Discharge residual water pressure by turning control lever ON and OFF again. • Disconnect Sprayer and Store / Discard as instructed.
---	---

]

What will I see?

Works quickly; dying weeds will be seen within hours of application. Treated weeds, moss, or algae* will turn brown or black. Occasionally a darkening of the grass leaf blades can occur after treatment; however, the grass will recover within a few days to weeks. May stain thatch (dead grass under lawn); this does not affect the health of the grass.

*Not for use in California

Use Precautions:

Do not apply to drought stressed grass; ensure lawn is well watered prior to application. Do not apply when the daytime temperature will exceed 85°F. Do not apply to bentgrass. If unsure of grass sensitivity, test spray a small area of your lawn. Do not apply to newly seeded areas prior to grass seed germination. Avoid spraying desirable plants. Any desirable plants or structures accidentally contacted should be rinsed with water. To avoid staining, wait until treated area dries before re-entry. Do not apply if rainfall is expected within 3 hours of application. Do not irrigate within 3 hours of application. Do not apply to the same area more than 2 time a year.

STORAGE AND DISPOSAL

PESTICIDE STORAGE: Store this product in its original container and keep in a secure storage area out of reach of children and domestic animals. Store unused material, tightly closed, in original container only, away from open flame.

PESTICIDE DISPOSAL AND CONTAINER HANDLING:

Non-refillable container. Do not reuse or refill this container.

If empty: Place in trash or offer for recycling if available.

If partly filled: Call your local solid waste agency [or call [insert supplemental distributor's toll free number]] for disposal instructions. Never place unused product down any indoor or outdoor drain.

BATCH CODE:

{Note to reviewer: Non-misleading icons depicting use sites, pests, or marketing claims may be optionally included alongside the optional statements below, or the directions for use, above. Spanish label text may also be included in addition to English label text.}

{The following claims and product information, may or may not be presented on the product's label and labeling:}

-www.neudorff.com



- (Moss), (weed), (algae*), (lichen*), and (liverwort*) killer (for lawns)
- Selective (Broadleaf) Weed (Killer)(Control)
- Selective Control of (Broadleaf) Weeds in Lawns
- Kills weeds not (lawns)(grasses)
- Lawn Weed (moss) (Killer)(Control)
- Kills moss and weeds
- (Moss) and (weed) killer (for lawns)
- Kills (moss) and (weeds), not (lawns)(grass)
- Kills Moss Without Harming Lawn Grasses
- Water-based

NEU1173H

Page 23 of 34

- When diluted, this bottle will treat XXX ft²
- Treats up to XXXX ft² (sq. ft) (of lawn)
- Works in cool weather (down to 50°F)
- Rainfast in 3 hours
- Works fast
- See results (the same day)(in hours)
- Fast and effective
- Mix with water
- No unpleasant odor
- Derived from iron (Fe)
- For non-selective (moss) weed and grass control, use [H01 or NEU1171H – *insert product name*]
- Eliminates unwanted moss, algae* and lichens* quickly
- Kills (algae*), (moss), (liverworts*) and (lichens*)
- Kills moss fast
- Kills weeds, moss, algae*, and lichens* quickly and effectively
- Can be used on new lawns (1 week) after grass emergence
- Lawn areas can be re-sown within one day of treatment with NEU1173H
- Can re-seed lawn 1 day after spraying (applying)
- (Controls) (kills) (dandelions) (buttercup) (English daisy) (daisy) (clover)
- One gallon of concentrate will treat up to 10000 ft² (of lawn)
- Can be used to spot treat problem areas (in lawns)
- Weed killer for newly planted lawn
- (Even)(also) works in cool weather
- Works in temperatures (between) (from) 50°F and 85°F (10°C and 29°C)
- Patent #6,972,273
- Makes over XX gallons
- 1 ounce = 2 tablespoons = 6 teaspoons
- Kills (weeds)(dandelions), down to the root
- (Helpful Hints:) Best results are obtained when applied in the Spring or Fall when environmental conditions are cool and there is ample moisture
- (Helpful Hints:) The best times to treat weeds are in the Spring when they are small and growing and in the Fall to eliminate many of next year's weeds
- People and pets can enter treated area when spray dries
- Controls broadleaf weeds in lawns
- NEU1173H is a herbicide derived from iron that is used to selectively control/suppress broadleaf weeds growing in lawns
- See side panel for mixing instructions.
- See bottle label inside for complete "directions for use".
- Includes two 5 fl. oz. bottles. Makes 2 gallons [of spray]
- Value [package]. Makes 2 gallons [of spray]
- [Open box] [Box contains 2 bottles of product]
- Refer to leaflet for complete [First Aid], [Directions for Use], [Precautionary Statements], and [Storage and Disposal Instructions]
- Tough on (moss) (weeds) and (disease*), easy on lawns
- Prevent disease* and kill the weeds!
- Kills most common lawn diseases* fast!
- Herbicide and Fungicide in 1 for the Lawn!

- For a healthy lawn
- Easy-to-use weed, moss and disease* killer for the lawn
- Broadleaf weed and disease killer
- (Disease*), (moss) and (Weed) Killer in one!
- (5 in 1!) (4 in 1!) (3 in 1!) [for use with the corresponding number of the following pests]: Controls (Disease), (Weeds), (Moss), (Algae) and (Lichens) in turf
- Controls disease* in the lawn, kills the weeds.
- (Weed), (moss), and disease* killer for the lawn
- Cure your (weed), (moss) and disease* problems fast
- Ideal weed, (moss) & disease* control for lawn
- Iron-based disease, (moss) & weed control for lawn
- Lawns: Controls dollar spot*, snow mold*, and rust*
- Lawn Fungicide
- Controls (dollar spot*), (snow mold*), and (rust*) on lawns
- Prevents and controls lawn diseases*
- Promotes healthy, weed- and disease*-free lawns
- 5 in 1!
- Fast Acting!
- 5-0-0
- Contains Iron, a plant nutrient
- Fast (quick) green-up
- Greens your lawn (turf) fast
- Two (2) in One (1) fertilizer and (weed)(moss) killer
- Kills weeds (moss), feeds your (lawn)(turf)
- Pre*- and Post-emergent activity of broadleaf weeds with one application
- Prevents crabgrass and broadleaf weeds from germinating*
- 1 gallon of concentrate covers up to 5,000 sq. ft.
- Broadcast application recommended
- Provides fast green-up of turf
- Apply in early spring for crabgrass prevention*
- Prevents crabgrass for up to 6 weeks*
- (In warm winter climates,) a fall application can prevent fall and winter weeds from germinating*
- See [inside][side][back][panel](attached) [booklet] for [additional] [complete] [precautionary statements], [directions for use], [first aid statements], [Storage and disposal], [use precautions] {When the first aid statement will appear on the side or back panel, the claim "See side/back panel for First Aid" will appear on the front panel}
- Refer to inside of label booklet for additional precautionary information and Directions for Use.

- WEED AND FEED

-READ THE LABEL FIRST!

QUICK FACTS <ul style="list-style-type: none">• 5 in 1 Action!!• Kills Moss and Weeds, Not Lawns• Derived from Iron• Even Works in Cool Weather.• Can be Used on New Lawns 1 Week After Grass Emergence• Treats XXXX sq. ft.• Controls disease, weeds, moss, algae, lichens in turf	
CONTROLS	<ul style="list-style-type: none">• (Dandelion), (Common Chickweed^{§‡}), (Clover) and other Listed Broadleaf Weeds• (Moss), (Algae)* and (Lichens*)(Liverworts*)• (Rust)*, (Dollar Spot)* and (Snow Mold)*
WHERE TO USE	<ul style="list-style-type: none">• On lawns (do not apply to bentgrass)
[phone graphic]	For questions or comments, call toll-free [insert subregistrants toll-free number].

* Not for use in California

§ only approved for suppression in California

‡Minimum application rate in California is 11.5 fl.oz./yd² or 9.8 ga/1000 sq.ft

{Optional warranty statements. Registrant has choice of using any or none.}

-NOTICE TO BUYER

Seller warrants that this product conforms to the chemical description on this label and is reasonably fit for the purposes stated in the Directions for Use, subject to the inherent risks described above, when used in accordance with the Directions for Use under normal conditions. To the extent consistent with applicable law, this warranty does not extend to use of this product contrary to label directions, or under abnormal use conditions, or under conditions not reasonably foreseeable to Seller. To the extent consistent with applicable law, the Seller shall not be liable for any such use. To the extent consistent with applicable law, the Seller makes no other warranties, either expressed or implied.

OR

-Buyer assumes all responsibility for safety and use not in accordance with directions.

OR

-Unconditionally Guaranteed by (company name). **OUR COMMITMENT TO YOUR SATISFACTION:** If you are not happy with the way this product works in your garden, please let us know. We will be happy to replace the product, refund your money, or substitute another (brand name) product. Simply send your name, address and proof of purchase to (Company name & address).

NEU1173H
Page 26 of 34
OR

(company name) guarantees if for any reason you are not satisfied with this product, mail us proof of purchase to obtain a full refund of your purchase price.

OR

Money Back Guarantee: If you are not satisfied with this product, we will gladly refund your original purchase price.

]

Registrant: W. Neudorff GmbH KG
An der Muhle 3,
31860 Emmerthal, Germany
www.neudorff.com

NEU1173H Concentrate

Active Ingredient:

Iron HEDTA (FeHEDTA).....	26.52%
Other Ingredients:.....	73.48%
Total:.....	100.00%

EPA REG. NO. 67702-26
1

EPA EST. 67702-DEU-

Net Contents:

**KEEP OUT OF REACH OF CHILDREN
CAUTION**

FIRST AID	
IF IN EYES	-Hold eye open and rinse slowly and gently with water for 15-20 minutes. -Remove contact lenses, if present, after the first 5 minutes, then continue rinsing eye. -Call a poison control center or doctor for treatment advice.
Have the product container or label with you when calling a poison control center or doctor, or going for treatment. [Optionally, supplemental distributors may use the following wording and own toll-free hotline number: For medical emergency information, you may call toll free 1-XXX-XXX-XXXX [insert operating hours and days of service] During other times call the poison control center at 1-800-222-1222.]	

PRECAUTIONARY STATEMENTS

HAZARDS TO HUMANS AND DOMESTIC ANIMALS

CAUTION: Causes slight eye irritation. Avoid contact with eyes or clothing. Wash thoroughly with soap and water after handling and before eating, drinking, chewing gum, using tobacco or using the toilet. Prolonged or frequently repeated skin contact may cause allergic reactions in some individuals.

ENVIRONMENTAL HAZARDS

For terrestrial uses: Do not apply directly to water, or to areas where surface water is present or to intertidal areas below the mean high water mark. Do not contaminate water when disposing of equipment washwater or rinsate.

{For containers over 5 gallons use the following language:}

Effluent Discharge

Do not discharge effluent containing this product into lakes, streams, ponds, estuaries, oceans or other waters unless in accordance with the requirements of a National Pollutant Discharge Elimination System (NPDES) permit and the permitting authority has been notified in writing prior to discharge. Do not discharge effluent containing this product to sewer systems without previously

notifying the local sewage treatment plant authority. For guidance contact your State Water Board or Regional Office of the EPA]

DIRECTIONS FOR USE

It is a violation of Federal Law to use this product in a manner inconsistent with its labeling.

Read and follow all applicable directions and precautions on this label before using.

SITES: Lawns, turf (use on rights of way or non-crop areas), golf courses, parks, playgrounds, cemeteries, athletic fields

Pests:

Controls or suppresses weeds such as but not limited to:

- Black medic (*Medicago lupulina*)[§]
- Broadleaf plantain (*Plantago major*)*
- Bull thistle (*Cirsium vulgare*)
- Canada thistle (*Cirsium arvense*)*
- Common chickweed (*Stellaria media*)^{§ †}
- Creeping buttercup (*Ranunculus repens*)
- Creeping Charlie/Ground ivy (*Glechoma hederacea*)*
- Dandelion (*Taraxicum officinale*)
- Dovefoot geranium (*Geranium molle*)*
- English daisy (*Bellis perennis*)[§]
- False dandelion (*Hypochoeris radicata*)*
- Healall (*Prunella vulgaris*)*
- Lawn burweed (*Soliva ptero-sperma*)*
- Narrow-leaved plantain (*Plantago lanceolata*)*
- Oxalis (*Oxalis* spp.)*
- Prostrate knotweed (*Polygonum aviculare*)*
- Shepherd's-purse (*Capsella bursa-pastoris*)*
- Silverweed cinquefoil (*Potentilla anserina*)*
- *Speedwell* spp. (including Persian Speedwell (*Veronica persica*) and Slender speedwell (*Veronica filiformis*)*)
- White clover (*Trifolium repens*)
- Wild chamomile (*Matricaria chamomilla*)*
- Wild geranium (*Geranium robertianum*)*
- moss, algae*, lichens*, liverworts*

Controls or suppresses diseases such as but not limited to:

- Dollar Spot*
- Rust*
- Snow Mold*

* Not for use in California

§ only approved for suppression in California

‡Minimum application rate in California is 11.5 fl. oz./yd² or 9.8 ga/1000 sq. ft.

{Choose one of the following:}

[Application Directions:

For Broadcast Treatment:

Rate of Spray Solution	Rate of Concentrate	Weeds	Diseases	Optional column [Area Treated
2.8 fl. oz./yd ² or 2.5 ga/1000 ft ² †	12.6 fl. oz/1000 ft ² Or [xxx fl. oz / xxx ft ²]	Rate for moss*, and easy-to-control weeds: Black medic (<i>Medicago lupulina</i>)*, Persian speedwell, Speedwell spp. including (<i>Veronica persica</i>), and slender speedwell* (<i>Veronica filiformis</i>), wild geranium* (<i>Geranium robertianum</i>) and moss. This rate can also be used for weed seedlings of: false dandelion* (<i>Hypochaeris radicata</i>), English daisy* (<i>Bellis perennis</i>), dandelion* (<i>Taraxacum officinale</i>) or white clover* (<i>Trifolium repens</i>).	Rate for control or suppression of diseases such as dollar spot*, snow mold*, and rust*. Use the higher rate when disease pressure is high.	xxxx ft ² /xxx ga jug
5.7 fl. oz./yd ² or 4.9 ga/1000 ft ²	25.2 fl. oz/1000 ft ² Or [xxx fl. oz / xxx ft ²]	Standard rate for control of moss and most weed species: Black medic (<i>Medicago lupulina</i>), § dandelion (<i>Taraxacum officinale</i>), English daisy (<i>Bellis perennis</i>), false dandelion* (<i>Hypochaeris radicata</i>), Creeping Charlie/Ground ivy* (<i>Glechoma hederacea</i>), Prostrate knotweed* (<i>Polygonum aviculare</i>), white clover (<i>Trifolium repens</i>), bull thistle (<i>Cirsium vulgare</i>), Canada thistle* (<i>Cirsium arvense</i>), narrow-leaved plantain* (<i>Plantago lanceolata</i>), dove's foot geranium* (<i>Geranium molle</i>), oxalis* (<i>Oxalis</i> spp.), lawn burweed* (<i>Soliva ptero-sperma</i>), and algae*, lichens*, liverworts* and for the SUPPRESSION of broad-leaved plantain* (<i>Plantago major</i>)		xxxx ft ² /xxx ga jug
11.5 fl oz./yd ² or 9.8 ga/1000 ft ²	50 fl. oz./1000 ft ² Or [xxx fl. oz / xxx ft ²]	Rate for tough perennial weeds such as: creeping buttercup (<i>Ranunculus repens</i>), common chickweed (<i>Stellaria media</i>)§ and broad-leaved plantain* (<i>Plantago major</i>)		xxxx ft ² /xxx ga jug]

† Lower application rate not for use in California. Minimum application rate in California is 5.7 fl.oz./yd² or 4.9 ga/1000 sq.ft.

* Not for use in California

§ only approved for suppression in California

Shake well before using. Mix one part [NEU1173H] with 24 parts water (5 oz. in 1 gallon of water). Apply the mixed solution at a rate of 2.5-10 gallons/1000 ft² (2.8-11.5 fluid oz./yard²), using the chart to determine how much diluted spray to use per area.]

OR

NEU1173H

Page 30 of 34

[Application Directions

Shake well before using. Mix one part [NEU1173H] with 24 parts water (5 oz. in 1 gallon of water). Apply the mixed solution at a rate of 2.5-10 gallons/1000 ft² (2.8-11.5 fluid oz./yard²), or 4.9-10 gallons/1000 ft² (5.7-11.5 fl.oz./yd²) in California. [Optional: The standard rate for NEU1173H is 5.75 fl. oz./yard²; use the higher rate (11.5 fl. oz./yard²) on tough perennial weeds, such as common chickweed[§], buttercup and broad-leaved plantain*. NEU1173H may also be used at 2.8fl.oz./yard² (2.5 gallons/1000ft²)[†] on moss, slender speedwell*, wild geranium*, lawn diseases* (such as dollar spot, rust, and snow mold), or on weed seedlings of false dandelion*, English daisy*, dandelion* or white clover*.] Any standard hand-held or backpack sprayer can be used. Thoroughly spray weeds. Use a coarse nozzle setting to reduce drift. Uniform coverage is important.

Repeat treatment in 3 to 4 weeks for best results.

[†] Lower application rate not for use in California. Minimum application rate in California is 5.7 fl.oz./yd² or 4.9 ga/1000 sq.ft.

* Not for use in California

§ only approved for suppression in California

]

Any standard hand-held or backpack sprayer can be used. Thoroughly spray weeds. Use a coarse nozzle setting to reduce drift. Uniform coverage is important. Repeat treatment in 3 to 4 weeks for best results.

For Spot Treatment

Shake well before using. Mix one part [NEU1173H] with 24 parts water (5 oz. in 1 gallon of water). Thoroughly spray weeds to point of runoff using any standard hand-held or backpack sprayer. Use a coarse nozzle setting to reduce drift. Repeat treatment in 3 to 4 weeks for best results.

For Pre-emergent control* of broadleaf weeds and crabgrass: Begin application when soil temperatures reach 50 to 55° F. Shake well before using. Mix one part [NEU1173H] with 24 parts water (5 fl. oz. in 1 gallon of water). Apply 5 to 10 gallons of spray solution per 1,000 sq. ft. depending on weed pressure. Reapply 3 to 6 weeks later for best results.

What will I see?

Works quickly; dying weeds will be seen within hours of application. Treated weeds, moss or algae* will turn brown or black. Occasionally a darkening of the grass leaf blades can occur after treatment; however, the grass will recover within a few days to weeks. May stain thatch (dead grass under turf); this does not affect the health of the grass.

*Not for use in California

Use Precautions:

Do not apply to drought stressed grass; ensure turf is well watered prior to application. Do not apply when the daytime temperature will exceed 85°F. Do

not apply to bentgrass. If unsure of grass sensitivity, test spray a small area of the turf. Do not apply to newly seeded areas prior to grass seed germination. Avoid spraying desirable plants. Any desirable plants or structures accidentally contacted should be rinsed with water. To avoid staining, wait until treated area dries before re-entry. Do not apply if rainfall is expected within 3 hours of application. Do not irrigate within 3 hours of application. Do not apply to the same area more than 4 times a year.

STORAGE AND DISPOSAL

Do not contaminate water, food or feed by storage or disposal.

PESTICIDE STORAGE: Store in a secure place, away from open fire or flame. Keep container closed and reseal after use. If spilled, use absorbent materials and dispose of in an approved manner.

PESTICIDE DISPOSAL: Wastes resulting from the use of this product may be disposed of on site or at an approved waste disposal facility.

CONTAINER HANDLING: Nonrefillable container. Do not reuse or refill this container. Triple rinse container (or equivalent) promptly after emptying. Triple rinse as follows:

(For containers equal to or less than five gallons use these directions:) Empty the remaining contents into application equipment or a mix tank and drain for 10 seconds after the flow begins to drip. Fill the container $\frac{1}{4}$ full with water and recap. Shake for 10 seconds. Pour rinsate into application equipment or a mix tank or store rinsate for later use or disposal. Drain for 10 seconds after the flow begins to drip. Repeat this procedure two more times. Offer for recycling, if available.

(For containers greater than five gallons use these directions:) Empty the remaining contents into application equipment or a mix tank. Fill the container $\frac{1}{4}$ full with water. Replace and tighten closures. Tip container on its side and roll it back and forth, ensuring at least one complete revolution, for 30 seconds. Stand the container on its end and tip it back and forth several times. Turn the container over onto its other end and tip it back and forth several times. Empty the rinsate into application equipment or a mix tank or store rinsate for later use or disposal. Repeat this procedure two more times. Offer for recycling, if available.

BATCH CODE:

{Note to reviewer: Non-misleading icons depicting use sites, pests, or marketing claims may be optionally included alongside the optional statements below, or the directions for use, above. Spanish label text may also be included in addition to English label text.}

{The following claims and product information, may or may not be presented on the product's label and labeling:}

-(Selective) (Broadleaf) (Moss) and (Weed) Killer (for turf)

-(Selective) (Broadleaf) (Moss), (algae*), (Lichens*), (liverwort*) and (Weed) Control (in turf)

-Selective Control of Broadleaf Weeds in Turf

NEU1173H

Page 32 of 34

- Kills (weeds), (moss), (algae*) (Lichens*), (liverwort*) not (turf)(grasses)
- Turf Weed (Killer) (Control)
- Water-based
- When diluted, this bottle will treat XXX ft²
- Works in cool weather down to 50°F
- Rainfast in 3 hours
- Works fast
- See results the same day
- See results in hours
- Fast and effective
- Mix with water
- No unpleasant odor
- Derived from iron (Fe)
- For non-selective (moss) weed and grass control, use [H01 or NEU1171H – *insert product name*]
- Eliminates unwanted (weeds), (moss), (algae*), (liverworts*) and (lichens) quickly
- Kills (algae*), (moss), (weeds), (liverworts*) and (lichens) (fast) (quickly and effectively)
- (algae*), (moss), (weeds), (liverworts*) and (lichens) killer

- Turf areas can be re-sown within one day of treatment with NEU1173H
- Can re-seed turf 1 day after spraying (applying)
- (Controls) (kills) (dandelions) (buttercup) (English daisy) (daisy) (clover)
- One gallon of concentrate will treat up to 10000 ft² (of turf)
- Can be used to spot treat problem areas (in turf)
- Can be used on new turf (1 week) after grass emergence
- (Even)(also) works in cool weather
- (Works in) (effective at) temperatures (between)(from) 50°F and 85°F (10°C and 29°C)
- Treats up to XXXX ft² (of turf)
- Patent #6,972,273
- Makes over XX gallons
- 1 ounce = 2 tablespoons = 6 teaspoons
- Kills (weeds)(dandelions), down to the root
- (Helpful Hints:) Best results are obtained when applied in the Spring or Fall when environmental conditions are cool and there is ample moisture
- (Helpful Hints:) The best times to treat weeds are in the Spring when they are small and growing and in the Fall to eliminate many of next year's weeds
- People and pets can enter treated area when spray dries]
- Tough on weeds and disease, easy on turf
- Prevent disease* and kill the weeds!
- Kills most common turf diseases* fast!
- Herbicide and Fungicide in 1 for Turf!
- For healthy turf
- Easy-to-use weed and disease* killer for turf
- Broadleaf weed and disease* killer
- Disease* and Weed Killer in one!

- (5 in 1!) (4 in 1!) (3 in 1!) [for use with the corresponding number of the following pests]: Controls (Disease*), (Weeds), (Moss), (Algae*) and (Lichens*) in turf
- Controls (Disease*), (Weeds), (Moss), (Algae*) and (Lichens*) in turf
- Controls disease* in the turf, kills the weeds.
- Weed and disease* killer for turf
- Cure your weed and disease problems fast
- Ideal weed & disease* control for turf
- Iron-based disease* & weed control for turf
- Turf: Controls dollar spot*, snow mold*, and rust*
- Turf Fungicide
- Controls (dollar spot*), (snow mold*), and (rust*) on turf
- Prevents and controls turf diseases*
- Promotes healthy, weed- and disease-free turf*
- Fast Acting!
- 5-0-0
- Contains Iron, a plant nutrient
- Fast (quick) green-up
- Greens your lawn (turf) fast
- Two (2) in One (1) fertilizer and (weed)(moss) killer
- Kills weeds (moss), feeds your (lawn)(turf)
- weed and feed
- Pre*- and Post-emergent activity of broadleaf weeds with one application
- Prevents crabgrass and broadleaf weeds from germinating*
- 1 gallon of concentrate covers up to 5,000 sq. ft.
- Broadcast application recommended
- Provides fast green-up of turf
- Apply in early spring for crabgrass prevention*
- Prevents crabgrass for up to 6 weeks*
- (In warm winter climates,) a fall application can prevent fall and winter weeds from germinating*
- See [inside][side][back][panel](attached) [booklet] for [additional] [complete] [precautionary statements], [directions for use], [first aid statements], [Storage and disposal], [use precautions] {When the first aid statement will appear on the side or back panel, the claim "See side/back panel for First Aid" will appear on the front panel}
- Refer to inside of label booklet for additional precautionary information and Directions for Use.

{Optional warranty statements. Registrant has choice of using any or none.}

-NOTICE TO BUYER

Seller warrants that this product conforms to the chemical description on this label and is reasonably fit for the purposes stated in the Directions for Use, subject to the inherent risks described above, when used in accordance with the Directions for Use under normal conditions. To the extent consistent with applicable law, this warranty does not extend to use of this product contrary to label directions, or under abnormal use conditions, or under conditions not

NEU1173H

Page 34 of 34

reasonably foreseeable to Seller. To the extent consistent with applicable law, the Seller shall not be liable for any such use. To the extent consistent with applicable law, the Seller makes no other warranties, either expressed or implied.

OR

-Buyer assumes all responsibility for safety and use not in accordance with directions.

OR

-Unconditionally Guaranteed by (company name). OUR COMMITMENT TO YOUR SATISFACTION: If you are not happy with the way this product works in your garden, please let us know. We will be happy to replace the product, refund your money, or substitute another (brand name) product. Simply send your name, address and proof of purchase to (Company name & address).

OR

(company name) guarantees if for any reason you are not satisfied with this product, mail us proof of purchase to obtain a full refund of your purchase price.

OR

Money Back Guarantee: If you are not satisfied with this product, we will gladly refund your original purchase price.

]

Registrant: W. Neudorff GmbH KG
An der Muhle 3,
31860 Emmerthal, Germany
www.neudorff.com