



UNITED STATES ENVIRONMENTAL PROTECTION AGENCY  
WASHINGTON, DC 20460

OFFICE OF CHEMICAL SAFETY  
AND POLLUTION PREVENTION

September 24, 2021

Jaqueline Sumski  
Agent for Recreational Water Products, Inc.  
Recreational Water Products, Inc.  
c/o Delta Analytical Corp.  
12510 Prosperity Drive, Suite 160  
Silver Spring, MD 20904

Subject: CRP and Label Amendment – Update Child Resistant Packaging (CRP)  
Certification and Addition of Graphics to the Label  
Product Name: 3 INCH TABS  
EPA Registration Number: 67262-33  
Application Date: 01/22/2021  
Action Case Number: 00216603

Dear Ms. Sumski:

The CRP amendment and amended label referred to above, submitted in connection with registration under the Federal Insecticide, Fungicide and Rodenticide Act (FIFRA), as amended, is acceptable. This approval does not affect any conditions that were previously imposed on this registration. You continue to be subject to existing conditions on your registration and any deadlines connected with them.

In regard to your CRP submission, please see the attached review dated 09/14/2021.

This approval does not affect any conditions that were previously imposed on this registration. You continue to be subject to existing conditions on your registration and any deadlines connected with them.

Should you wish to add/retain a reference to the company's website on your label, then please be aware that the website becomes labeling under FIFRA and is subject to review by the Agency. See FIFRA section 2(p)(2). If the website is false or misleading, the product would be misbranded and unlawful to sell or distribute under FIFRA section 12(a)(1)(E). 40 CFR 156.10(a)(5) lists examples of statements EPA may consider false or misleading. In addition, regardless of whether a website is referenced on your product's label, claims made on the website may not substantially differ from those claims approved through the registration process, FIFRA section 12(a)(1)(B). Therefore, should the Agency find or if it is brought to our attention that a website contains false or misleading statements or claims substantially differing from the EPA approved registration, the website will be referred to the EPA's Office of Enforcement and Assurance.

Page 2 of 2  
EPA Reg. No. 67262-33  
Action Case Number: 00216603

Your release for shipment of the product constitutes acceptance of these conditions. If these conditions are not complied with, the registration will be subject to cancellation in accordance with FIFRA section 6. If you have any questions, please contact Jack Hall via email at [hall.john.j@epa.gov](mailto:hall.john.j@epa.gov).

Sincerely,

A handwritten signature in black ink, appearing to read "DF", with a long horizontal line extending to the right.

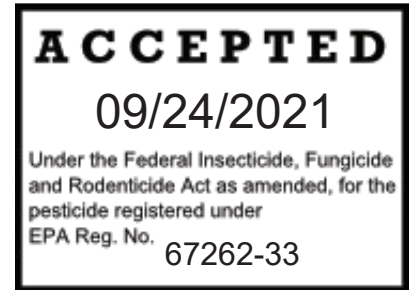
Demson Fuller, Product Manager 32  
Regulatory Management Branch I  
Antimicrobials Division (7510P)  
Office of Pesticide Programs

Enclosure

*{All text in brackets [xxx] is optional and may or may not be included on a final label.}*  
*{All text in braces {xxx} is administrative and will not appear on a final label.}*

### 3 Inch Tabs

ACTIVE INGREDIENT: Trichloro-s-triazinetrione ..... 94.05%  
OTHER INGREDIENTS: .....5.95%  
TOTAL INGREDIENTS: .....100.00%  
(Available Chlorine 84.65%)



**KEEP OUT OF REACH OF CHILDREN**  
**DANGER**

See [back] [side] panel for First Aid and additional Precautionary Statements. *{If First Aid appears on back or side panel}*

See [back] [side] panel for additional Precautionary Statements. *{If First Aid appears on front panel}*

MANUFACTURED FOR:  
RECREATIONAL WATER PRODUCTS  
[AQUA CHEM DIVISION]  
[PoolTime Division]  
PO BOX 1449  
BUFORD, GEORGIA 30515

NET [WEIGHT] [CONTENTS]: *{as indicated on container}*

EPA REG. NO. 67262-33  
EPA EST. NO. 5185-GA-1 [(BL)] {or} [(Z)]  
7616-CA-1 [(C)]

*{If multiple EPA Establishment Numbers appear on the label.}*

[Actual establishment shown in code above or below label printed on [bottle] [container]]

[Letter designation in lot code printed above or below on [bottle] [container] identifies actual establishment.]

[What?] *{For use on front panel of label as a header above/beside product name.}*

[Why?] *{For use on front panel of label as a header above/beside marketing statements chosen from accepted label text that relates to the consumer features and benefits of product.}*

[Free [App] Water Testing & Solutions Center]  
[Free Water Testing & Solutions Center]  
[FREE [Water] Test Strips]  
[Test Your Pool with the Clorox® Pool App]  
[Download the FREE Clorox® Pool App]  
[Water Testing & Solution Center]  
[Test Any Strip with the Clorox® Pool App]  
[Use the Clorox® Pool App to Order Products Direct from Walmart.com]  
[Test Smarter]  
[Anytime. Anywhere. Pool Water Analysis and Solutions.]  
[Download the Free ClearPool Expert™ App]  
[Expert results begin with water testing.]  
[Test like an expert [with the ClearPool Expert™ App]]  
[Get it on Google Play]  
[Download on the App Store]

*{Optional marketing statements that may be used with pool sanitization with any of the product forms on this label including: 1 inch tablets, 3 inch tablets, sticks, floater, winter floater, E-Z Clor Feeder Canister / Type E Canister and BioLab Dial Adjusted Floater.}*

**[Store this product in a cool dry place. Keep lid tightly closed. \*Please see Storage and Disposal instructions on product label for further important information.]** *{For use with sticker on pail lid.}*

**[Keep this product dry in original tightly closed container when not in use. \*Please see Storage and Disposal instructions on product label for further important information.]** *{For use with sticker on pail lid.}*

[Slow-Dissolving Sanitizer]  
[Kills Bacteria]  
[Controls Bacteria and Algae]  
[Controls Algae]  
[Kills Bacteria and Controls Algae]  
[With built in scale preventative and sunlight protector]  
[With built in corrosion preventative and sunlight protector]  
[With built-in metal stain inhibitor, scale preventative, water softener and sunlight protector]  
[With built-in Sunlight Protector]  
[With SUNSHIELD® Protects chlorine from sunlight, so you use less]  
[With built-in metal stain inhibitor, scale preventative, water softener]  
[Helps prevent corrosion & metal staining]  
[Reduces Scale Formation]  
[Makes water silky smooth]  
[Makes water soft and smooth]

[Softens Water]  
[Protects pool equipment for longer life]  
[Step 1] *{Sanitizers are marketed as step one of a three step program to treat swimming pool water.}*  
[With SilkGuard®]  
[With SilkGuard® Technology]  
[SilkGuard®]  
[Silk[Tab][Stick] color may fade once in contact with water. [This is normal as it is a sign that it is working]]  
[Gentle on equipment – prevents corrosion/metal staining]  
[With Sunlight protector]  
[Keeps water clean]  
[Protects equipment]  
[Made in USA]

[When?] *{For use on front panel of label as a header above/beside text chosen from accepted label text that relates to the consumer anticipated frequency of product use.}*  
[2 X a week\*] *{For use on front panel when directions for use includes weekly algae prevention dosage rates.}*  
[\*Approximate addition rate. Please refer to directions for use.]

*{The “BioGuard Care System” below may be placed on the label to allow easy product identification by consumers.}*  
[BioGuard Care System ( X ) Sanitizer ( ) Shock ( ) [Algicide] [Algaecide]]

[Multi-functional [sanitizer] [algae preventer] [algae control] [algae killer] [water softener] [sunlight protector] [corrosion inhibitor] [destroys organic contaminants\*\*] [removes organic contaminants\*\*]]  
\*\*[such as] [body & suntan oils] [body oils] [&] [suntan oils] [&] [sweat] [perspiration] [&] [lotions] [&] [urine]  
[Multi-action [sanitizer] [algae preventer] [algae control] [algae killer] [water softener] [sunlight protector] [corrosion inhibitor]]  
[1-step [sanitizer] [algae preventer] [algae control] [algae killer] [water softener] [sunlight protector] [corrosion inhibitor] [destroys organic contaminants\*\*] [removes organic contaminants\*\*]]  
\*\*[such as] [body & suntan oils] [body oils] [&] [suntan oils] [&] [sweat] [perspiration] [&] [lotions] [&] [urine]  
[Easy, one-step solution for clean water]  
[Easy, one-step solution for clear water]  
[Easy, one-step solution for clean, clear water]  
[One-step [sanitizer] [algae preventer] [algae control] [algae killer] [water softener] [sunlight protector] [corrosion inhibitor] [destroys organic contaminants\*\*] [removes organic contaminants\*\*]]  
\*\*[such as] [body & suntan oils] [body oils] [&] [suntan oils] [&] [sweat] [perspiration] [&] [lotions] [&] [urine]  
[3-in-1 formula [sanitizer] [algae preventer] [water softener]

[4-in-1]  
 [3] [4] [5] [6] [7] -in-1 formula [with] [includes] [including] [sanitizer] [algae preventer] [algae control] [algae killer] [sunlight protector] [water softener] [corrosion inhibitor] [destroys organic contaminants\*\*] [removes organic contaminants\*\*]  
 \*\*[such as] [body & suntan oils] [body oils] [&] [suntan oils] [&] [sweat] [perspiration] [&] [lotions] [&] [urine]  
 [5-in-1 formula [with] [includes] [including] [sanitizer] [algae preventer] [algae control] [sunlight protector] [corrosion inhibitor] [water softener]]  
 [5-in-1]  
 [Long lasting]  
 [Long lasting sanitization]  
 [Slow dissolving]  
 [Slow dissolving sanitizer]  
 [Concentrated, stabilized, slow-dissolving sanitizer]  
 [Concentrated, slow dissolving sanitizer]  
 [Controls bacteria]  
 [Controls algae]  
 [Prevents algae]  
 [Algae prevention]  
 [Sanitization]  
 [Water softening]  
 [Sunlight protection]  
 [Corrosion prevention]  
 [Helps prevent corrosion]  
 [With sunlight protection]  
 [Sunlight protected]  
 [Corrosion inhibitor]  
 [With built-in sunlight protection]  
 [With built-in sunlight protector]  
 [Creates crystal clear water]  
 [For crystal clear water]  
 [Provides [crystal] [sparkling] clear water]  
 [Concentrated]  
 [Concentrated sanitizer]  
 [Use for continuous protection against [bacteria] [and] [algae]]  
 [Provides continuous protection against [bacteria] [and] [algae]]  
 [Continuously protects against [bacteria] [and] [&] [algae]]  
 [Protects against [bacteria] [algae] [and] [contaminants\*\*] for clear water [for clean water] [for clean and clear water]]  
 \*\*[such as] [body & suntan oils] [body oils] [&] [suntan oils] [&] [sweat] [perspiration] [&] [lotions] [&] [urine]  
 [Controls bacteria and [prevents] [controls] algae for clear [inviting] water]  
 [Kills bacteria and [prevents] [controls] algae for clean and clear water with less effort]  
 [Kills [bacteria] [and prevents] [and controls] algae]  
 [Sanitizes and [prevents] [controls] algae]  
 [Sanitizer and algaecide]  
 [Algaecide]

[Algae [fighter][killer][preventer]]  
 [[Destroys] [Breaks down] [Eliminates] [Controls] swimmer contaminants [such as] [including]  
 [oils] [sweat] [lotion] [urine] [pee]]  
 [[Destroys] [Breaks down] [Eliminates] organic contaminants\*\*]  
 \*\*[such as] [body & suntan oils] [body oils] [&] [suntan oils] [&] [sweat] [perspiration] [&]  
 [lotions] [&] [urine]  
 [Individually wrapped tablets]  
 [Single [use] wrapped tablets]  
 [Approximate†] [Approx.†] [x] [1/2 lb] [.5 lb] [6 oz] [8 oz] [Jumbo] [Size] [Tabs] [Tablets]]  
 {Where x equals the approximate number of tablets in container, depending on size.}  
 [† Product filled by weight, not tablet count.]  
 [Each Tablet weighs [6 oz] [8 oz] [1/2 lb] [.5 lb]]  
 [6-in-1 Sanitizer]  
 [Prevents Metal Staining]  
 [Metal Stain Inhibitor]  
 [Kills [bacteria] [and] [prevents] [controls] [algae]]  
 [The 6-in-1 difference]  
 [6-in-1 [all-purpose] [formula] [sanitizer] [algae & bacteria killer]  
 [[Multi-functional] [stabilized] [chlorinating] [tab] [tablet] protects water against algae and  
 bacteria.]  
 [Kills bacteria [+] [&] [destroys] [eliminates] organic contaminants\*\*]  
 \*\*[such as] [body & suntan oils] [body oils] [&] [suntan oils] [&] [sweat] [perspiration] [&]  
 [lotions] [&] [urine]  
 [Kills bacteria [+] [&] [destroys] [eliminates] swimmer contaminants\*\*]  
 \*\*[such as] [body & suntan oils] [body oils] [&] [suntan oils] [&] [sweat] [perspiration] [&]  
 [lotions] [&] [urine]  
 [Prevents algae [outbreaks] [growth] [blooms] and kills bacteria]  
 [Kills bacteria for clean, ready-to-swim water]  
 [Kills [& prevents] [& controls] all types of pool algae]  
 [Prevents algae [outbreaks] [blooms] [growth] and kills bacteria]  
 [[With] Algae-killing formula]  
 [Protected against sunlight [to last longer]]  
 [Removes organic contaminants\*\* [for clear water]]  
 \*\*[such as] [body & suntan oils] [body oils] [&] [suntan oils] [&] [sweat] [perspiration] [&]  
 [lotions] [&] [urine]  
 [Removes swimmer contaminants\*\* [for clear water]  
 \*\*[such as] [body & suntan oils] [body oils] [&] [suntan oils] [&] [sweat] [perspiration] [&]  
 [lotions] [&] [urine]  
 [Prevents [corrosion] [&] [scale] [&] [metal staining]]  
 [For use with all filter & surface types]  
 [Easy 1 2 3 Pool Care Brand System]  
 [Step 2] {Chlorination is “Step 2” in “Easy 1 2 3 Pool Care Brand System”}  
 [Chlorinate]  
 [Do not store in direct sunlight]  
 [Store out of direct sunlight]  
 [6-in-1 [action]]  
 [For Pools]

[For Swimming Pool Use]  
 [Cleans Water & Stops Algae]  
 [Maintains a Healthy Pool]  
 [Maintains Pool Health]  
 [Cleans Water and Stops Algae]  
 [Clean Healthy Water]  
 [Protects from Bacteria]  
 [Prevents Bacteria]  
 [Kills and Prevents All Types of Pool Algae]  
 [Kills and Prevents All Types of Pool Algae\*]  
 [\*green, mustard, black]  
 [Kills and Prevents Green, Mustard and Black Algae]  
 [Kills Harmful Bacteria]  
 [Destroys Bacteria]  
 [Prevents Corrosion, Scale and Stains]  
 [Prevents Harmful Bacteria]  
 [Destroys Algae]  
 [Long-Lasting Sunlight Protection]  
 [Improves Filter Performance]

*{Spanish statement directing Spanish speakers to obtain assistance before using product.  
 Translates in English to: "If you do not understand the (this) label, find someone to explain it to you in detail."}*

[Si usted no entiende la etiqueta, busque a alguien para que se lo explique a usted en detalle.]

[[Fights][Controls] [Prevents][Kills] algae [caused by] [[associated][connected] with] [prolonged] [High Heat][Warm Weather][and][[Intense] sunlight] [and] [or] [Heavy Rain]]

[With Algae-killing formula to fight algae [caused by] [[associated][connected] with] [prolonged][High Heat][Warm Weather] [and][[Intense] sunlight] [and] [or] [Heavy Rain]]

[[Fights] [Controls] [Prevents] [Kills] all types of algae [caused by] [[associated][connected] with] [prolonged][High Heat][Warm Weather] [and] [[Intense] Sunlight] [and] [or] [Heavy Rain]]

[[Algae [Fighter] [Preventer] [Killer][Eliminator] for periods of [prolonged][High Heat][Warm Weather] [and] [[Intense] sunlight] [and] [or] [Heavy Rain]]

[[Treats][Prevents][Fights][Controls][Kills] [all-types][of] algae [caused by] [[associated][connected] with] [prolonged][High Heat][Warm Weather][and][[Intense] sunlight] [and][or] [Heavy Rain]]

[[Prevents][Fights][Controls][Kills] [green][black] [and] [or] [mustard] algae [caused by] [[associated][connected] with] [prolonged][High Heat][Warm Weather][and][[Intense] sunlight] [and][or] [Heavy Rain]]

[For [Clean] [Clear] Algae-free water during [prolonged] [consistent] [periods] [times of] [High Heat] [Warm Weather][and][[Intense] sunlight] [and][or] [Heavy Rain]]



[Provides [continuous] algae-killing [protection] against [all types of] algae [caused by] [[associated][connected] with] [High Heat][Warm Weather][and][[Intense] sunlight] [and][or] [Heavy Rain]]

[Formulated to [Fight][Control] [Prevent][Kill] all types of algae [caused by] [[associated][connected] with] [prolonged][High Heat][Warm Weather][and][[Intense] Sunlight] [and][or] [Heavy Rain]]

[Step 3]

[Step 3- Sanitize] *{Sanitizers are marketed as step three of a five step program to treat swimming pool water for Pool Time brand.}*

*{Optional Claims to be used with Aqua Chem, Pool Time and Clorox brands using alternative brand names that contains Tabs Plus in product name}*

[Plus] Corrosion Prevention

[Plus] Corrosion Inhibitor

[Plus] Prevents Metal Staining

[Plus] Metal Stain Inhibitor

[Plus] Reduces Scale Formation

[Plus] Softens Water

[Plus] Protects Equipment

*{Optional Claims to be used with Aqua Chem, Pool Time and Clorox brands using alternative brand names that contains “Xtra Blue” in product name}*

[[Extra] [Xtra] Corrosion Prevention]

[[Extra] [Xtra] Corrosion Inhibitor]

[[Extra] [Xtra] Prevents Metal Staining]

[[Extra] [Xtra] Metal Stain Inhibitor]

[[Extra] [Xtra] Reduces Scale Formation]

[[Extra] [Xtra] Softens Water]

[[Extra] [Xtra] Water Softener]

[[Extra] [Xtra] Equipment Protection]

[[Extra] [Xtra] Scale Prevention]


[[Extra] [Xtra] Protects Equipment]

[[Extra] [Xtra] Blue Advantage]

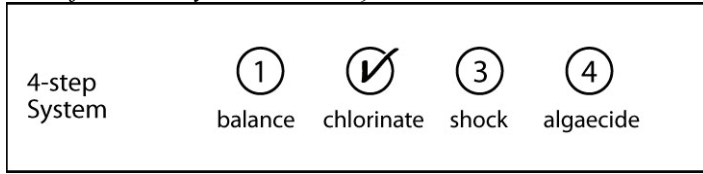
[[Extra] [Xtra] Prevents Corrosion and Scale [Formation]]

[[Extra] [Xtra] Makes Water Silky Smooth]

*{The “Pool Essentials System” box below may be placed on the label to allow easy product category identification by consumers.}*



*{The “4-step System” box below may be placed on the label to allow easy product category identification by consumers.}*



*{Optional marketing statements to be used for 6 months on label of revised formulation or introduction by a new brand (supplemental distributor)}*

- [NEW Improved Formula]
- [New Improved]
- [New Compound Action Formulation.]
- [New [Blue] [Tablet] [Stick] with SilkGuard®.]
- [New!]

*{Optional marketing statements that may be used with pool sanitization with 1 inch tablets.}*

- [Slow-Dissolving Sanitizer for Routine Use in Automatic Feeders or Floaters]
- [For use in Automatic Feeders or Floaters]
- [Multifunctional 1” Chlorinating Tablet]
- [[1”] [long lasting] [multifunctional] tablets]
- [Feeder]
- [Floater]

*{The chart below is optional. Applicable to 1 inch tablets.}*

<b>[Application Methods]</b>	FEEDER & FLOATER]		
<b>[Surface Types]</b>	Aggregate	[Sealed]	Fiberglass
		Concrete	
	Gunite	Plaster	Vinyl]
<b>[Filter Types]</b>	D.E., Sand, Cartridge, Zeolite]		

*{Optional marketing statements that may be used with pool sanitization with 3 inch tablets.}*  
 [Slow-Dissolving Sanitizer for Routine Use in Automatic Feeders, Floaters, or Plastic Skimmers]  
 [For use in Automatic Feeders, Floaters or Plastic Skimmers]  
 [Multifunctional 3” Chlorinating Tablet]  
 [3” Chlorinating Tabs]  
 [[3”] [long lasting] [multifunctional] tablets]  
 [Skimmer]  
 [Feeder]  
 [Floater]  
 8 oz tab, 33% larger than 6 oz tab  
 8 oz tab, 33% larger than 6 oz tab, lasts longer

*{The chart below is optional. Applicable to 3 inch tablets.}*

<b>[Application Methods]</b>	FEEDER, FLOATER OR SKIMMER ]		
<b>[Surface Types]</b>	Aggregate	[Sealed] Concrete	Fiberglass Vinyl]
<b>[Filter Types]</b>	D.E., Sand, Cartridge, Zeolite]		

*{Optional marketing statements that may be used with pool sanitization with sticks.}*  
 [Slow-Dissolving Sanitizer for Routine Use in Automatic Feeders, Floaters, or Plastic Skimmers]  
 [For use in Automatic Feeders, Floaters or Plastic Skimmers]  
 [Multifunctional Chlorinating Stick]

*{Optional marketing statements that may be used with pool sanitization with pool floater sanitization.}*  
 [Concentrated, Stabilized, Slow-Dissolving Sanitizer for convenient use in above ground and in-ground pools]  
 [Self contained floater dispenses product, and tips on its side when empty]

*{Optional marketing statements that may be used with E-Z Clor Feeder Canister and Type E Canister.}*  
 [Concentrated]  
 [Stabilized]  
 [Chlorinating Tablets]  
 [Contains stabilized chlorinating tablets.]  
 [For E-Z Chlor® Chlorinators.]  
 [For use in erosion feeders]

*{Optional marketing statements that may be used with winter floater}*  
 [For continuous winter chlorination.]  
 [FOR WHITE PLASTER POOLS ONLY.]  
 [Winter Floater]

*{Optional marketing statements that may be used with BioLab Dial Adjusted Floater. }*  
[TO OPEN CUT ALONG DOTTED LINE WITH SCISSORS] *{For use when packaged in child resistant bags.}*

[Convenient]

[No handling chemicals]

[Easy-to-use]

[Easy-use floater]

[Easy-to-use dial]

[Easy, adjustable dial]

[Adjustable dial]

[Adjustable rotating dial]

[Easy, flow-control dial]

[With flow-control dial]

[Flow-control dial]

[Flow-regulation dial]

[Easy rotating dial]

[Adjust n' go ring]

[Adjustable ring]

[Easy-adjust ring]

[Easy-to-use [flow-control ring] [adjustable ring] [adjustable dial] [flow control dial]]

[Easy-to-adjust [flow-control ring] [adjustable ring] [adjustable dial] [flow control dial]]

[Easy-to-control sanitizer flow]

[Easy-to-adjust sanitizer flow]

[Spend less time applying products]

[[Multi-functional] [5-in-1] [4-in-1] formula saves time]

[[Easy] [convenient] [single-use] application saves time]

[Use fewer products]

[Non-refillable]

[Single use]

[One-time use]

[Maintains a 1-4 ppm of chlorine for up to [four] [4] weeks]

[Maintains a 1-4 ppm of chlorine for up to [one] [1] month]

[Great for use during [long] vacations]

[[Ideal] for [small] [pop-up] [inflatable] [above ground] [in-ground] [all] pools]

[[Great] for [small] [pop-up] [inflatable] [above ground] [in-ground] [all] pools]

[For use in [small] [pop-up] [inflatable] [above ground] [in-ground] [all] pools]

[Ideal for small[er] pools]

[Ideal for use in above ground pools]

[Use for clean water]

[Use for clear water]

[Use for clean, clear water]

[Use for clean, clear water]

[For clean water]

[For clear water]

[For clean, clear water]

[For clean, clear water all month [long]]

[For use in in-ground and above ground pools]  
 [For use in in-ground pools]  
 [For use in above ground pools]  
 [Lasts up to [one] [1] month]  
 [Lasts up to [four] [4] weeks]  
 [Lasts [one] [1] month]  
 [Lasts [four] [4] weeks]  
 [[4] [four] week protection]  
 [[1] [one] month protection]  
 [Month long protection]  
 [Use for continuous protection against [bacteria] [and] [algae]]  
 [Provides continuous protection against [bacteria] [and] [algae]]  
 [Continuously protects against [bacteria] [and] [&] [algae]]  
 [Protects against [bacteria] [algae] [and] [contaminants\*\*] for clear water [for clean water] [for clean and clear water]]  
 \*\*[such as] [body & suntan oils] [body oils] [&] [suntan oils] [&] [sweat] [perspiration] [&] [lotions] [&] [urine]  
 [Controls bacteria and [prevents] [controls] algae for clear [inviting] water]  
 [[Crystal] clear water with less effort]  
 [Clean water with less effort]  
 [Less effort for clear water]  
 [Less effort for clean water]  
 [Less effort for clean, clear water]  
 [Clean, clear water with less effort]  
 [[Crystal clear] [and] [&] [clean] water all month long]  
 [Keeps water clean [for up to [1] [one] month]]  
 [Keeps water clear [for up to [1] [one] month]]  
 [Keeps water clean [for up to [4] [four] weeks]]  
 [Keeps water clear [for up to [4] [four] weeks]]  
 [Keeps water clean [and] [&] clear [for up to [1] [one] month]]  
 [Keeps water clear [and] [&] clear [for up to [4] [four] weeks]]

*{The table below is optional. Applicable to any set of use directions.}*

<b>Our Ingredients:</b>	<b>What They Do:</b>
Chlorine	Sanitizes, Kills Bacteria, Controls Algae
[Sunlight Protector] [-] [SUNSHIELD®]	Protects chlorine from sunlight so you use less product than with unstablized chlorines such as liquid bleach or calcium hypochlorite.
(Other Ingredients): Stain Inhibitor, Scale Preventative, Water Softener	Coats metal surfaces to protect against rusting and metal staining. Binds hard water components, reducing scaling and softening water

*{Directions to be used for pool sanitization with 1 inch tablets, Option A}*

## **POOL SANITIZATION WITH 1 INCH TABLETS**

**[WHY TO USE THIS PRODUCT:** For use in feeders and floaters, this multifunctional sanitizer kills bacteria and controls algae, prevents metal staining and corrosion, reduces scale formation and softens water. Its unique additive actually coats metal surfaces, protecting them against rust. Additionally, this additive protects pool surfaces from metal stains and acts like a magnet to bind hard water components, making your pool water [silky] *{or}* [soft and] smooth. This sanitizer will last longer compared to chlorine products such as liquid bleach or calcium hypochlorite, as it contains [SUNSHIELD<sup>®</sup>, which protects chlorine from sunlight, so you use less.] *{or}* [sunlight protected chlorine.] It's the perfect solution for clear, [silky] *{or}* [soft and] smooth, inviting pool water.]

*{or}*

**[WHY USE THIS PRODUCT:** [1 Inch Tabs] *{or}* [This product] with SilkGuard<sup>®</sup>, the compound action [blue] tablet that does more:

- Kills bacteria [and controls algae]
- Prevents metal staining and corrosion
- Reduces scale formation
- Makes water [silky] *{or}* [soft and] smooth
- Softens water

SilkGuard<sup>®</sup> protects your pool equipment for longer life. It coats metal surfaces protecting them from corrosion and rust. It prevents scale formation in your pool circulation system and pool surfaces. SilkGuard<sup>™</sup> makes the water soft and [silky] smooth.

[1 Inch Tabs] *{or}* [This product] also contains [SUNSHIELD<sup>®</sup>, which protects chlorine from sunlight, so you use less.] *{or}* [sunlight protected chlorine.]

The [blue] Silk Tab gives you crystal blue soft sparkling water and protects your investment.]

*{or}*

**[WHY TO USE THIS PRODUCT:** This product kills bacteria [and controls algae] in swimming pools.

### **IMPORTANT NOTES:**

1. Shock your pool every week and also after heavy rain or heavy use to help keep your pool water properly maintained.
2. Sunlight, rainfall, temperature, number of swimmers, and frequency of pool use affect the rate of chlorine residual loss. Adjust cleaning and chemical maintenance accordingly.
3. Use this product in an automatic feeder or floater designed for this product.
4. Do not add other chemicals into the feeder or floater where this product is in use as a fire or explosion may occur.
5. To avoid damage to pool surface or materials do not allow product to come in direct contact with these materials. Do not throw tablets directly into pool.

**DIRECTIONS FOR USE:**

It is a violation of Federal Law to use this product in any manner inconsistent with its labeling. Read entire label and use strictly in accordance with precautionary statements and directions.

**BEFORE YOU BEGIN:**

1. Ensure all pool equipment is working properly. Adjust stabilizer levels to 40-50 PPM with stabilizer.
2. Test the water's pH, alkalinity, and calcium hardness and adjust to the correct level. Adjust pH to 7.2-7.6. Adjust alkalinity to 80-125 PPM for plaster pools and 125-150 for vinyl or fiberglass pools. Adjust calcium hardness to 200-275 PPM for plaster pools, 175-225 for vinyl or fiberglass pools. Be sure to follow label directions when using other products as outlined in directions for this product.
3. Check the free available chlorine level and adjust to 1-4 PPM by adding a granular chlorinating product.

**NOW USE THIS PRODUCT****START-UP/INITIAL TREATMENT:**

1. If water is cloudy or green, superchlorinate pool with appropriate shock product until pool is clear.
2. Add 16 ounces of this product (approximately 23 tablets) per 10,000 gallons of pool water to feeder or floater and then test for the free available chlorine level (allow water to circulate at least 4 hours before testing). Adjust the feeder or floater following manufacturer's instructions to establish a free available chlorine level between 1-4 PPM.
3. When free available chlorine level is adjusted to 1-4 ppm, add the [algicide] *{or}* [algaecide] appropriate to your needs.

**ROUTINE MAINTENANCE:**

Add 16 ounces of this product (approximately 23 tablets) per 10,000 gallons of pool water per week, or as often as needed, to the floater or feeder to maintain a constant free available chlorine level of 1-4 PPM. Sunlight, rainfall, temperature, number of swimmers, and frequency of pool use affect the rate of chlorine residual loss so check the floater or feeder often and refill as needed.

**Reentry into treated swimming pools is prohibited when free available chlorine levels are above 4 PPM due to risk of body injury.**

*{Directions to be used for pool sanitization with 1 inch tablets, Option B}*

[How?]

**DIRECTIONS FOR USE:**

It is a violation of Federal Law to use this product in any manner inconsistent with its labeling. Read entire label and use strictly in accordance with precautionary statements and directions.

**To Keep Water Clean:**

- Test and balance water before using this product. Visit [the Aqua Chem Web Site] {or} [www.aquachem.com] {or} [the Pool Time website] {or} [www.pooltime.com] {or} [the Brand Name website] {or} [www.brandname.com] for complete pool balancing instructions.
- If the pool is cloudy or green, add a granular shock product; follow application directions on that product.
- Add tabs to an appropriate feeder or floater to bring chlorine level to 1-4 ppm; refill as needed to maintain 1-4 ppm.
- When chlorine level is adjusted to 1-4 ppm, add the [algicide] {or} [algaecide] appropriate to your needs.
- Do not add other chemicals through the feeder when using this product as an explosion might occur.
- Direct contact with pool surface or equipment may cause damage; do not add directly to the pool.
- Apply more product after heavy use, high temperatures, or rain. To keep water clear, shock pool on a weekly basis.

**Reentry into treated swimming pools is prohibited above levels of 4 ppm chlorine due to risk of body injury.**



*{Directions to be used for pool sanitization with 1 inch tablets, Option C}*

**DIRECTIONS FOR USE:**

It is a violation of Federal Law to use this product in any manner inconsistent with its labeling. Read entire label and use strictly in accordance with precautionary statements and directions.

Test and balance water prior to use. Adjust pH to 7.2-7.6 [and free chlorine to 1-4ppm]. Visit [website] for [free water analysis] [&] [personalized product and dosage recommendations].

**Use:** Protects against algae and bacteria for water that stays clean, clear & free of visible algae.

<b>Application Methods</b>	
If water is cloudy or green, add a granular shock product per label directions.	
<b>Feeder &amp; Floater</b>	Fill with [tabs] [tablets] and adjust output to bring chlorine to 1-4 ppm, test and refill as needed to maintain 1-4 ppm.
<b>Do Not</b> apply other chemicals through feeder as an explosion might occur. Direct contact with pool surfaces or equipment may cause damage.	

**For best results:** Apply more product after heavy pool use, high temperatures or rain to maintain 1-4 ppm.

**Re-entry into treated swimming pools is prohibited above levels of 4 ppm chlorine due to risk of body injury.**

*{Directions to be used for pool sanitization with 3 inch tablets, Option A}*

## **POOL SANITIZATION WITH 3 INCH TABLETS**

**[WHY TO USE THIS PRODUCT:** For use in feeders, floaters or skimmers, this multifunctional sanitizer kills bacteria and controls algae, prevents metal staining and corrosion, reduces scale formation and softens water. Its unique additive actually coats metal surfaces, protecting them against rust. Additionally, this additive protects pool surfaces from metal stains and acts like a magnet to bind hard water components, making your pool water [silky] *{or}* [soft and] smooth. This sanitizer will last longer compared to chlorine products such as liquid bleach or calcium hypochlorite, as it contains [SUNSHIELD<sup>®</sup>, which protects chlorine from sunlight, so you use less.] *{or}* [sunlight protected chlorine.] It's the perfect solution for clear, [silky] *{or}* [soft and] smooth, inviting pool water.]

*{or}*

**[WHY USE THIS PRODUCT:** [3 Inch Tabs] *{or}* [This product] with SilkGuard<sup>®</sup>, the compound action [blue] tablet that does more:

- Kills bacteria [and controls algae]
- Prevents metal staining and corrosion
- Reduces scale formation
- Makes water [silky] *{or}* [soft and] smooth
- Softens water

SilkGuard<sup>®</sup> protects your pool equipment for longer life. It coats metal surfaces protecting them from corrosion and rust. It prevents scale formation in your pool circulation system and pool surfaces. SilkGuard<sup>®</sup> makes the water soft and [silky] smooth.

[3 Inch Tabs] *{or}* [This product] also contains [SUNSHIELD<sup>®</sup>, which protects chlorine from sunlight, so you use less.] *{or}* [sunlight protected chlorine.]

The [blue] Silk Tab gives you crystal blue soft sparkling water and protects your investment.]

*{or}*

**[WHY TO USE THIS PRODUCT:** This product kills bacteria [and controls algae] in swimming pools.]

### **IMPORTANT NOTES:**

1. Shock your pool every week and also after heavy rain or heavy use to help keep your pool water properly maintained.
2. Sunlight, rainfall, temperature, number of swimmers, and frequency of pool use affect the rate of chlorine residual loss. Adjust cleaning and chemical maintenance accordingly.
3. Use this product in an automatic feeder, floater, or skimmer designed for this product.
4. Do not add other chemicals into the feeder, floater, or skimmer where this product is in use as a fire or explosion may occur. Use this product in a skimmer only if the skimmer and the piping between skimmer and pump are plastic. In vinyl pools, do not leave the pump turned

off for more than 8 hours when this product is in the skimmer. If the pump is off for more than 8 hours, bleaching and damage to liner may occur.

5. To avoid damage to pool surface or materials do not allow product to come in direct contact with these materials. Do not throw tablets directly into pool.

#### **DIRECTIONS FOR USE:**

It is a violation of Federal Law to use this product in any manner inconsistent with its labeling. Read entire label and use strictly in accordance with precautionary statements and directions.

#### **BEFORE YOU BEGIN:**

1. Ensure all pool equipment is working properly. Adjust stabilizer levels to 40-50 PPM with stabilizer.
2. Test the water's pH, alkalinity, and calcium hardness and adjust to the correct level. Adjust pH to 7.2-7.6. Adjust alkalinity to 80-125 PPM for plaster pools and 125-150 for vinyl or fiberglass pools. Adjust calcium hardness to 200-275 PPM for plaster pools, 175-225 for vinyl or fiberglass pools. Be sure to follow label directions when using other products as outlined in directions for this product.
3. Check the free available chlorine level and adjust to 1-4 PPM by adding a granular chlorinating product.

#### **NOW USE THIS PRODUCT**

##### **START-UP/INITIAL TREATMENT:**

1. If water is cloudy or green, superchlorinate pool with appropriate shock product until pool is clear.
2. If using a feeder or floater, add 16 ounces of this product (two tablets) per 10,000 gallons of pool water to feeder or floater and then test for the free available chlorine level (allow water to circulate at least 4 hours before testing). Adjust the feeder or floater following manufacturer's instructions to establish a free available chlorine level between 1-4 PPM.
3. If using a plastic skimmer, add 16 ounces of this product (two tablets) per 10,000 gallons of pool water and test for the free available chlorine level (allow water to circulate at least 4 hours before testing), adding more tablets as necessary to establish a free available chlorine level of 1-4 PPM.
4. When free available chlorine level is adjusted to 1-4 ppm, add the [algicide] *{or}* [algaecide] appropriate to your needs.

##### **ROUTINE MAINTENANCE:**

Add 16 ounces of this product (two tablets) per 10,000 gallons of pool water per week, or as often as needed, to the floater, feeder or skimmer to maintain a constant free available chlorine level of 1-4 PPM. Sunlight, rainfall, temperature, number of swimmers, and frequency of pool use affect the rate of chlorine residual loss so check the floater, feeder or skimmer often and refill as needed.

**Reentry into treated swimming pools is prohibited when free available chlorine levels are above 4 PPM due to risk of body injury.**

*{Directions to be used for pool sanitization with 3 inch tablets, Option B}*

[How?]

**DIRECTIONS FOR USE:**

It is a violation of Federal Law to use this product in any manner inconsistent with its labeling. Read entire label and use strictly in accordance with precautionary statements and directions.

**To Keep Water Clean:**

- Test and balance water before using this product. Visit [the Aqua Chem Web Site] {or} [www.aquachem.com] {or} [the Pool Time website] {or} [www.pooltime.com] {or} [the Brand Name website] {or} [www.brandname.com] for complete pool balancing instructions.
- If the pool is cloudy or green, add a granular shock product; follow application directions on that product.
- **Feeder/Floater:** Add tabs to an appropriate feeder or floater to bring chlorine level to 1-4 ppm; refill as needed to maintain 1-4 ppm.
- **Skimmer:** Add [two tabs per 10,000 gallons] [one tab per 5,000 gallons] of pool water to bring chlorine level to 1-4 ppm. Add additional product as needed to maintain 1-4 ppm.
- When chlorine level is adjusted to 1-4 ppm, add the [algicide] {or} [algaecide] appropriate to your needs.
- Do not add other chemicals through the feeder when using this product as an explosion might occur.
- Direct contact with pool surface or equipment may cause damage; do not add directly to the pool.
- Apply more product after heavy use, high temperatures, or rain. To keep water clear, shock pool on a weekly basis.

**Reentry into treated swimming pools is prohibited above levels of 4 ppm chlorine due to risk of body injury.**

*{Directions to be used for pool sanitization with 3 inch tablets, Option C}*

**DIRECTIONS FOR USE:**

It is a violation of Federal Law to use this product in any manner inconsistent with its labeling. Read entire label and use strictly in accordance with precautionary statements and directions.

Test and balance water prior to use. Adjust pH to 7.2-7.6 [and free chlorine to 1-4ppm]. Visit [website] for [free water analysis] [&] [personalized product and dosage recommendations].

**Use:** Protects against algae and bacteria for water that stays clean, clear & free of visible algae.

<b>Application Methods</b>	
If water is cloudy or green, add a granular shock product per label directions.	
<b>Feeder &amp; Floater</b>	Fill with [tabs] [tablets] and adjust output to bring chlorine to 1-4 ppm, test and refill as needed to maintain 1-4 ppm.
<b>Skimmer</b>	Add [2 [tabs] [tablets] per 10,000 gallons] [1 [tab] [tablet] per 5,000 gallons] to bring chlorine to 1-4 ppm then add more tabs as needed to maintain 1-4 ppm.
<b>Do Not</b> apply other chemicals through feeder as an explosion might occur. Direct contact with pool surfaces or equipment may cause damage.	

**For best results:** Add more product after heavy pool use, high temperatures or rain to maintain 1-4 ppm.

**Re-entry into treated swimming pools is prohibited above levels of 4ppm chlorine due to risk of body injury.**

*{Directions to be used for pool sanitization with sticks}*

## **POOL SANITIZATION WITH STICKS**

**[WHY TO USE THIS PRODUCT:** For use in feeders, floaters or skimmers, this multifunctional sanitizer kills bacteria and controls algae, prevents metal staining and corrosion, reduces scale formation and softens water. Its unique additive actually coats metal surfaces, protecting them against rust. Additionally, this additive protects pool surfaces from metal stains and acts like a magnet to bind hard water components, making your pool water [silky] *{or}* [soft and] smooth. This sanitizer will last longer compared to chlorine products such as liquid bleach or calcium hypochlorite, as it contains [SUNSHIELD<sup>®</sup>, which protects chlorine from sunlight, so you use less.] *{or}* [sunlight protected chlorine.] It's the perfect solution for clear, [silky] *{or}* [soft and] smooth, inviting pool water.]

*{or}*

**[WHY USE THIS PRODUCT:** [These Sticks] *{or}* [This product] with SilkGuard<sup>®</sup>, the compound action [blue] stick that does more:

- Kills bacteria [and controls algae]
- Prevents metal staining and corrosion
- Reduces scale formation
- Makes water [silky] *{or}* [soft and] smooth
- Softens water

SilkGuard<sup>®</sup> protects your pool equipment for longer life. It coats metal surfaces protecting them from corrosion and rust. It prevents scale formation in your pool circulation system and pool surfaces. SilkGuard<sup>®</sup> makes the water soft and [silky] smooth.

[These Sticks] *{or}* [This product] also contains [SUNSHIELD<sup>®</sup>, which protects chlorine from sunlight, so you use less.] *{or}* [sunlight protected chlorine.]

The [blue] Silk Stick gives you crystal blue soft sparkling water and protects your investment.]

*{or}*

**[WHY TO USE THIS PRODUCT:** This product kills bacteria [and controls algae] in swimming pools.]

### **IMPORTANT NOTES:**

1. Shock your pool every week and also after heavy rain or heavy use to help keep your pool water properly maintained.
2. Sunlight, rainfall, temperature, number of swimmers, and frequency of pool use affect the rate of chlorine residual loss. Adjust cleaning and chemical maintenance accordingly.
3. Use this product in an automatic feeder, floater, or skimmer designed for this product.
4. Do not add other chemicals into the feeder, floater, or skimmer where this product is in use as a fire or explosion may occur. Use this product in a skimmer only if the skimmer and the piping between skimmer and pump are plastic. In vinyl pools, do not leave the pump turned

off for more than 8 hours when this product is in the skimmer. If the pump is off for more than 8 hours, bleaching and damage to liner may occur.

5. To avoid damage to pool surface or materials do not allow product to come in direct contact with these materials. Do not throw sticks directly into pool.

#### **DIRECTIONS FOR USE:**

It is a violation of Federal Law to use this product in any manner inconsistent with its labeling. Read entire label and use strictly in accordance with precautionary statements and directions.

#### **BEFORE YOU BEGIN:**

1. Ensure all pool equipment is working properly. Adjust stabilizer levels to 40-50 PPM with stabilizer.
2. Test the water's pH, alkalinity, and calcium hardness and adjust to the correct level. Adjust pH to 7.2-7.6. Adjust alkalinity to 80-125 PPM for plaster pools and 125-150 for vinyl or fiberglass pools. Adjust calcium hardness to 200-275 PPM for plaster pools, 175-225 for vinyl or fiberglass pools. Be sure to follow label directions when using other products as outlined in directions for this product.
3. Check the free available chlorine level and adjust to 1-4 PPM by adding a granular chlorinating product.

#### **NOW USE THIS PRODUCT**

##### **START-UP/INITIAL TREATMENT:**

1. If water is cloudy or green, superchlorinate pool with appropriate shock product until pool is clear.
2. If using a feeder or floater, add 16 ounces of this product (two sticks) per 10,000 gallons of pool water to feeder or floater and then test for the free available chlorine level (allow water to circulate at least 4 hours before testing). Adjust the feeder or floater following manufacturer's instructions to establish a free available chlorine level between 1-4 PPM.
3. If using a plastic skimmer, add 16 ounces of this product (two sticks) per 10,000 gallons of pool water and test for the free available chlorine level (allow water to circulate at least 4 hours before testing), adding more sticks as necessary to establish a free available chlorine level of 1-4 PPM.
4. When free available chlorine level is adjusted to 1-4 ppm, add the [algicide] *{or}* [algaecide] appropriate to your needs.

##### **ROUTINE MAINTENANCE:**

Add 16 ounces of this product (two sticks) per 10,000 gallons of pool water per week, or as often as needed, to the floater, feeder or skimmer to maintain a constant free available chlorine level of 1-4 PPM. Sunlight, rainfall, temperature, number of swimmers, and frequency of pool use affect the rate of chlorine residual loss so check the floater, feeder or skimmer often and refill as needed.

**Reentry into treated swimming pools is prohibited when free available chlorine levels are above 4 PPM due to risk of body injury.**

*{Directions to be used for pool floater sanitization, Option A}*

## **POOL FLOATER SANITIZATION**

**[WHY TO USE THIS PRODUCT]:** This disposable floating dispenser sanitizes the water and then tips on it's side when empty. The multifunctional sanitizer kills bacteria and controls algae, prevents metal staining and corrosion, reduces scale formation and softens water. [Its unique additive actually coats metal surfaces, protecting them against rust.] Additionally, [it contains an additive that][this additive] protects pool surfaces from metal stains and acts like a magnet to bind hard water components, making your pool water [silky] *{or}* [soft and] smooth. This sanitizer will last longer compared to chlorine products such as liquid bleach or calcium hypochlorite, as it contains [SUNSHIELD<sup>®</sup>, which protects chlorine from sunlight, so you use less.] *{or}* [sunlight protected chlorine.] It's the perfect solution for clear, [silky] *{or}* [soft and] smooth, inviting pool water.

*{or}*

**[WHY TO USE THIS PRODUCT:** This product kills bacteria [and controls algae] in swimming pools.]

### **IMPORTANT NOTES:**

1. When using other products, as outlined in directions for this product, always follow label directions for those products.
2. Sunlight, rainfall, temperature, number of swimmers and frequency of pool use affect the rate of available chlorine loss. Adjust cleaning and chemical maintenance accordingly. To destroy undesirable compounds, shock pool on a regular basis, typically every 1 to 2 weeks or each time floater is replaced.
3. During shock treatment, remove floater from pool. Place floater in an empty, clean, dry plastic container. Place it back in pool when the process is completed.
4. Do not completely submerge floater or allow holes to become clogged. This could trap excess amount of chlorine gas possibly resulting in a violent explosion.
5. Do not attempt to open or refill this product.

### **DIRECTIONS FOR USE:**

It is a violation of Federal Law to use this product in a manner inconsistent with its labeling. Read entire label directions and use strictly in accordance with precautionary statements and directions.

### **BEFORE YOU BEGIN:**

1. Ensure all pool equipment is working properly. Backwash filter following manufacturer's directions.
2. Adjust stabilizer levels to 40-50 ppm with [Stabilizer] [Chlorine Stabilizer]. Check residual chlorine level with a test kit. Adjust to 1-4 ppm by adding a stabilized granular chlorinator.
3. Check water pH, alkalinity and calcium hardness with a test kit. Adjust pH to 7.2 - 7.6 by adding [pH Down] [pH Decreaser] to lower pH, or by adding [pH Up] [pH Add] to raise pH. Adjust alkalinity to 80 - 125 ppm for plaster pools, 125 - 150 for vinyl or fiberglass pools by adding [Alkalinity Increaser] [Alkalinity Plus]. Adjust calcium hardness to 200 - 275 ppm for



plaster pools, 175 - 225 for vinyl or fiberglass pools by adding Calcium Hardness Increaser. Be sure to follow label directions.

**NOW USE THIS PRODUCT:**

1. Floater is marked in gallon increments from 5,000 to 40,000 gallons. To use, cut off all feeder nubs on both sides of cartridge up to and including the one corresponding to your pool's size. If pool is between sizes marked, open next higher nubs. Use a sharp knife and cut in direction away from your body and limbs. (Fig.A) Make certain holes are wide open to allow water to flow through freely.
2. Place floater with open holes in center of the pool. (Fig. B) After 24 hours check residual chlorine level with a test kit. If residual chlorine level is below 1.0 ppm cut-off one additional nub until chlorine stabilizes at 1-4 ppm. If the residual chlorine is too high, seal one set of holes with waterproof plastic tape.
3. When ready for replacement, this product will float on its side. (Fig. C)




FIG. A



FIG. B

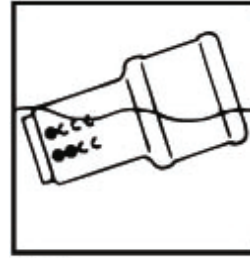


FIG. C

**Reentry into treated swimming pools is prohibited when free available chlorine levels are above 4 PPM due to risk of body injury.**

*{Directions to be used for pool floater sanitization, Option B}*

[How?]

### **DIRECTIONS FOR USE:**

It is a violation of Federal Law to use this product in any manner inconsistent with its labeling. Read entire label and use strictly in accordance with precautionary statements and directions.

#### **To Keep Water Clean:**

- Test and balance water before using this product. Visit [the Aqua Chem Web Site] {or} [www.aquachem.com] {or} [the Pool Time website] {or} [www.pooltime.com] {or} [the Brand Name website] {or} [www.brandname.com] for complete pool balancing instructions.
- Cut off all feeder nubs on both sides of cartridge up to and including the pool volume. If pool is between sizes marked, open next higher nubs. Use a sharp knife and cut in direction away from your body. (Fig.A). Make certain holes are wide open to allow water to flow through freely.
- Place floater with open holes in the pool. (Fig. B) After 24 hours, if chlorine level is below 1.0 ppm cut-off one additional nub until chlorine level is 1-4 ppm. If the chlorine level is above 4 ppm, seal one set of holes with waterproof plastic tape.
- This product floats on side when empty. (Fig. C)
- To keep water clear, shock pool on a weekly basis or after heavy use, high temperatures, or rain.
- During shock treatment, remove floater from pool. Place floater in an empty, clean, dry plastic container. Place floater back in pool when the process is completed.
- Do not completely submerge floater or allow holes to become clogged. This could trap excess amount of chlorine gas possibly resulting in a violent explosion.
- Do not attempt to open or refill this product.



FIG. A

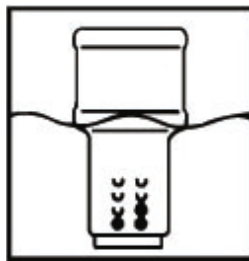


FIG. B

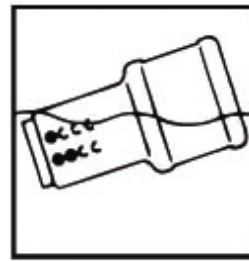


FIG. C

**Reentry into treated swimming pools is prohibited above levels of 4 ppm chlorine due to risk of body injury.**

*{Directions for E-Z Clor Feeder Canister and Type E Canister, Option A}*

**SWIMMING POOL SANITIZER FOR USE IN E-Z CLOR® FEEDER**

This multifunctional sanitizer with SilkGuard™ when used as directed kills bacteria and controls algae, prevents metal staining and corrosion, reduces scale formation and softens water. Its unique additive SilkGuard actually coats metal surfaces, protecting them against rust. Additionally, this additive protects pool surfaces from metal stains and acts like a magnet to bind hard water components, making your pool water [silky] *{or}* [soft and] smooth. This sanitizer will last longer compared to chlorine products such as liquid bleach or calcium hypochlorite, as it contains [SUNSHIELD®, which protects chlorine from sunlight, so you use less.] *{or}* [sunlight protected chlorine.] This product is not a floating device and is only to be used with automatic chlorinating systems such as a refill for automatic chlorinating systems using the Type "E" refill cartridge.

*{or}*

**[WHY TO USE THIS PRODUCT:** This product kills bacteria [and controls algae] in swimming pools.]

**DIRECTIONS FOR USE:**

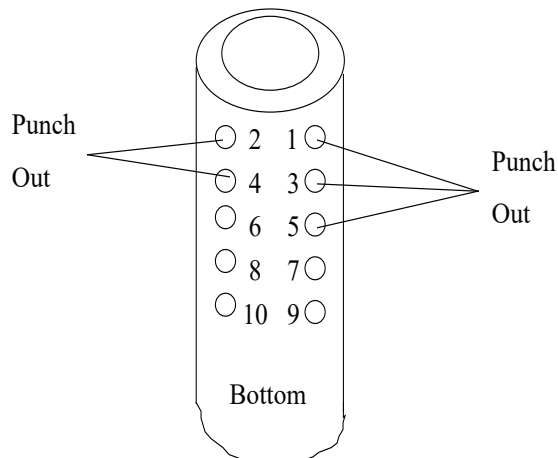
It is a violation of federal law to use this product in any manner inconsistent with its labeling. Read entire label and use strictly in accordance with precautionary statements and directions.

Ensure all pool equipment is working properly. Backwash the filter system following manufacturer's directions. Adjust pH to between 7.2-7.6. Add stabilizer to establish a minimum stabilizer level of 40-50 ppm to reduce the degradative effects of sunlight upon the chlorine residual. Superchlorinate the pool so that a chlorine residual of between 1-4 ppm is obtained. When using other products as outlined in directions for this product, always follow directions on those products. Do not attempt to open or refill this cartridge.

1. Select a large nail, sharp knife or similar tool to punch out dimples per step #2. Place cartridge on a solid surface and work carefully to avoid injury.
2. Punch out appropriate dimples on both of the upper sides of cartridge according to the chart below based on the size of your pool:

Gallons of pool water:	Dimples to punch:
5,000	1
10,000	1, 2, & 3
15,000	1, 2, 3, 4, & 5
20,000	1, 2, 3, 4, 5, 6, & 7
30,000	1, 2, 3, 4, 5, 6, 7, 8, & 9

Example: 15,000 gallon pool. Punch out dimples numbered 1, 2, 3, 4 and 5. See diagram:



3. Punch out all eight (8) clear dots on top of cap.
4. Turn cartridge upside down and place into chlorinator. Follow equipment manufacturer's directions for installation of the Type "E" cartridge.
5. After the cartridge has been in use for 24 hours, check the chlorine level of the water with a test kit or test strips. The correct chlorine level range is 1-4 ppm. If level is below 1 ppm, punch out next higher number. If level is above 4 ppm, cover highest hole with water proof tape. Make additional adjustments as required to maintain a 1-4 ppm chlorine residual.

**Reentry into treated swimming pools is prohibited above levels of 4 ppm chlorine due to risk of body injury.**

*{Directions for E-Z Clor Feeder Canister and Type E Canister, Option B}*

**SWIMMING POOL SANITIZER FOR USE IN E-Z CLOR® FEEDER**

This multifunctional sanitizer with SilkGuard™ when used as directed kills bacteria and controls algae, prevents metal staining and corrosion, reduces scale formation and softens water. Its unique additive SilkGuard actually coats metal surfaces, protecting them against rust. Additionally, this additive protects pool surfaces from metal stains and acts like a magnet to bind hard water components, making your pool water [silky] *{or}* [soft and] smooth. This sanitizer will last longer compared to chlorine products such as liquid bleach or calcium hypochlorite, as it contains [SUNSHIELD®, which protects chlorine from sunlight, so you use less.] *{or}* [sunlight protected chlorine.] This product is not a floating device and is only to be used with automatic chlorinating systems such as a refill for automatic chlorinating systems using the Type "E" refill cartridge.

*{or}*

**[WHY TO USE THIS PRODUCT:** This product kills bacteria [and controls algae] in swimming pools.]

**DIRECTIONS FOR USE:**

It is a violation of federal law to use this product in any manner inconsistent with its labeling. Read entire label and use strictly in accordance with precautionary statements and directions.

**BEFORE APPLYING PRODUCT:**

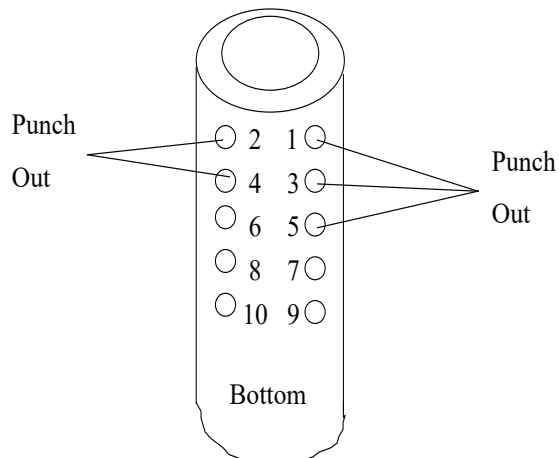
First, ensure all pool equipment is working properly, then backwash the filter system following manufacturer's directions. Next adjust pH to between 7.2-7.6. Then add stabilizer to establish a minimum stabilizer level of 40-50 ppm to reduce the degradative effects of sunlight upon the chlorine residual. Next, superchlorinate the pool so that a chlorine residual of between 1-4 ppm is obtained. When using other products as outlined in directions for this product, always follow directions on those products.

Note: Do not attempt to open or refill this cartridge.

1. Select a large nail, sharp knife or similar tool to punch out dimples per step #2. Place cartridge on a solid surface and work carefully to avoid injury.
2. Punch out appropriate dimples on both of the upper sides of cartridge according to the chart below based on the volume of your pool:

Gallons of pool water:	Dimples to punch:
5,000	1
10,000	1, 2, & 3
15,000	1, 2, 3, 4, & 5
20,000	1, 2, 3, 4, 5, 6, & 7
30,000	1, 2, 3, 4, 5, 6, 7, 8, & 9

Example: 15,000 gallon pool. Punch out dimples numbered 1, 2, 3, 4 and 5. See diagram:



3. Punch out all eight (8) clear dots on top of cap.
4. Turn cartridge upside down and place into chlorinator. Follow equipment manufacturer's directions for installation of the Type "E" cartridge.
5. After the cartridge has been in use for 24 hours, check the chlorine level of the water with a test kit or test strips. The correct chlorine level range is 1-4 ppm. If level is below 1 ppm, punch out next higher number. If level is above 4 ppm, cover highest hole with water proof tape. Make additional adjustments as required to maintain a 1-4 ppm chlorine residual.

**Reentry into treated swimming pools is prohibited above levels of 4 ppm chlorine due to risk of body injury.**

*{Directions to be used for winter floater}*

## **WINTER SWIMMING POOL TREATMENT**

[3 Inch Tabs] *{or}* [This product], containing SilkGuard<sup>®</sup>, provides a source of effective sanitizing agent for winterized pools. Contains Silk Technology. **Do not** allow swimming in pool while this product is in use.

### **DIRECTIONS FOR USE:**

It is a violation of federal law to use this product in any manner inconsistent with its labeling. Read entire label and use strictly in accordance with precautionary statements and directions.

**THIS PRODUCT IS FOR USE IN WHITE PLASTER POOLS ONLY AND IS FOR USE AS A SUPPLEMENTAL SOURCE OF SANITIZER ONLY FOR WINTERIZATION PURPOSES.**

Before using this product the pool water must be properly balanced and appropriately treated with winterizing products appropriate for your geographic area. Consult with your [BioGuard Dealer] [dealer] for proper winterization procedures.

After winterization procedures are complete, place this product into the center of the pool in the deep end of the pool. The bag containing the chlorinating sticks will hang below the surface of the water and be kept afloat. Use one (1) of this product for each 10,000 gallons of pool water. This product may be used with mesh or solid covers.

Additional applications may be needed in the following circumstances:

A. If the pool is uncovered and the water temperature is above 60° F., 30 to 45 days following initial application, apply one (1) of this product for each 10,000 gallons. Place this product into the center of the pool at the deep end of the pool. Monitor pool water temperature and reapply every 30 to 45 days when water temperature is above 60° F.

B. If the cover was placed on the pool before the water temperature was below 60° F., 30 to 45 days after initial application, apply one (1) of this product for each 10,000 gallons. Pull the cover back from the deep end of the pool an adequate distance to allow this product to be placed away from the sides of the pool. Replace the cover and secure properly.

### **DISPOSAL OF PACKAGE AFTER USE:**

**WEAR GOGGLES AND RUBBER GLOVES WHEN REMOVING FLOATER FROM THE POOL.**

When the pool is opened in the spring, drain the empty floater and dispose of by placing into trash collection. If any un-dissolved product remains in the floater at the time of pool opening, remove the floater from the pool and drain off any water inside the bag area into the pool. Open the bag and remove the solid product from the bag. Place the product into an empty pool skimmer basket. Operate the circulation system of the pool at least 12 hours per day until the product has completely dissolved. **DO NOT PLACE THIS PRODUCT INTO A SKIMMER WHERE OTHER PRODUCTS ARE PRESENT. DO NOT PLACE OTHER PRODUCTS**

INTO A SKIMMER WHERE THIS PRODUCT IS PRESENT. Dispose of the floatation material and plastic bag by placing into trash collection.

**NOTE: DISPOSE THE FLOATATION MATERIAL CONTAINED IN THIS PRODUCT ALONG WITH THE PLASTIC BAG BY PLACING THEM INTO TRASH COLLECTION.**



*{Directions to be used with BioLab Dial Adjusted Floater.}*

## **SWIMMING POOL SANITIZER**

*{Optional marketing paragraph A}*

[[3 inch Tabs] *{or}* [This product] contains tablets featuring our [unique] [patented] blend that provides [5-in-1] [4-in-1] [multi-action] [sanitation], [algae prevention], [corrosion prevention], [sunlight protection] [and] [water softening] [protection]. [3 inch Tabs] *{or}* [This product] releases this formula continuously for clean, clear water.]

[3 inch Tabs keeps water clean with less effort and no handling of chlorinating tablets. Simply rotate the [flow-control ring] [adjustable ring] [adjustable dial] [flow control dial] to correspond to your pool size and place the floater in the water for [5-in-1] [4-in-1] sanitation for up to [[1] [one] month]] [[4] [four] weeks].]

*{Optional marketing paragraph B}*

[[No matter what type of pool you own there is a 3 inch Tabs solution for you.] This ready-to-use floater with [flow-control ring] [adjustable ring] [adjustable dial] [flow control dial] and [multifunctional] [multi-action] [5-in-1] [4-in-1] formula makes pool care easy. Simply adjust the [dial] [ring] to your pool size and place it in the pool for [clean] [and] [&] [crystal clear] water for up to [[1] [one] month]] [[4] [four] weeks].]

[Each tablet contains a [unique] [patented] blend that provides [5-in-1] [4-in-1] [multi-action] [sanitation], [algae prevention], [corrosion prevention] [sunlight protection] [and] [water softening] [protection]]

[By using [3 inch Tabs] *{or}* [this product] you:

- [Spend less time applying products]
- [Save money by using fewer products]
- [Have less maintenance steps]
- [Avoid handling chlorinating tablets]]

## **DIRECTIONS FOR USE:**

It is a violation of federal law to use this product in any manner inconsistent with its labeling. Read entire label and use strictly in accordance with precautionary statements and directions.

[Step 1:] [1.]

*{Option A}*

Before use, adjust water balance levels to the following:

Water Balance Levels	
pH	7.2 – 7.6
Stabilizer	30 – 40 ppm
Chlorine residual	1– 4 ppm

*{Option B}*

[Test and balance water before using this product. Adjust pH to 7.2 – 7.6, stabilizer to 30 – 40 ppm, and make sure the pool has a chlorine residual between 1 – 4 ppm.]

[Step 2:] [2.] Adjust the [flow-control ring] [adjustable ring] [adjustable dial] [flow control dial] to pool size:

- S: ≤ 7,500 gallons
- M: ≤ 10,000 gallons
- L: ≤ 13,000 gallons

[Step 3:] [3.] Place floater in pool and hold upright until it fills with water. Then leave to float.

[Step 4:] [4.] After 24 hrs, check the chlorine level to ensure 1 – 4 ppm is maintained.

*{Option A}*

- If below 1 ppm, adjust the [flow-control ring] [adjustable ring] [adjustable dial] [flow control dial] to a larger pool size.
- If above 4 ppm, adjust the [flow-control ring] [adjustable ring] [adjustable dial] [flow control dial] to a smaller pool size.

*{Option B}*

Chlorine Residual	[flow-control ring] [ring] [dial] [flow control dial] Setting
< 1 ppm	Adjust to larger pool size
> 4 ppm	Adjust to smaller pool size

[Step 5:] [5.] Replace when the floater [has tipped on its side] [is empty].

Note:

- Hot weather, heavy pool usage or rain may require the [flow-control ring] [adjustable ring] [adjustable dial] [flow control dial] [ring] [dial] to be adjusted to a larger pool size.
- Shock pool water weekly. During shock treatment, remove floater from pool and drain. Place floater in an empty, clean, dry plastic container in a location inaccessible to children and pets. Place floater back in pool when the process is completed.
- Do not completely submerge floater or allow holes to become clogged. This could trap an excess amount of chlorine gas possibly resulting in a violent explosion.
- Do not attempt to open or refill this product.

**Reentry into treated swimming pools is prohibited above levels of 4 ppm chlorine due to risk of body injury.**

**STORAGE AND DISPOSAL:** Keep this product dry in original tightly closed container when not in use. Store in a cool, dry, well ventilated area away from heat or open flame. Moisture may decompose this product and cause a violent reaction leading to fire and explosion. In case of decomposition, isolate container if possible and flood area with large amounts of water to dissolve all material before discarding this container. Do not contaminate food or feed by storage or disposal. **CONTAINER DISPOSAL:** Non-refillable container. Do not reuse or refill this container. Offer for recycling if available. Rinse thoroughly before recycling or discarding in trash.

**PRECAUTIONARY STATEMENTS:**

**HAZARDS TO HUMANS AND DOMESTIC ANIMALS:** DANGER: Corrosive: Causes irreversible eye damage and skin burns. May be fatal if absorbed through skin. May be fatal if inhaled. Do not breathe dust or fumes. Irritating to nose and throat. Harmful if swallowed. Do not get in eyes, on skin or on clothing. Wear goggles or safety glasses, protective clothing and rubber gloves when handling this product. Wash thoroughly with soap and water after handling and before eating, drinking, using tobacco or using the toilet. Remove contaminated clothing and wash before reuse.

*{When First Aid is not located on front panel of label, it will be separated by line rules from adjacent text and be in a different color.}*

**FIRST AID: IF IN EYES:** Hold eye open and rinse slowly and gently with water for 15-20 minutes. Remove contact lenses, if present, after the first 5 minutes, then continue rinsing eye. Call a poison control center or doctor for treatment advice. **IF ON SKIN OR CLOTHING:** Take off contaminated clothing. Rinse skin immediately with plenty of water for 15-20 minutes. Call a poison control center or doctor for treatment advice. **IF INHALED:** Move person to fresh air. If person is not breathing, call 911 or an ambulance, then give artificial respiration, preferably mouth-to-mouth, if possible. Call poison control center or doctor for treatment advice. **IF SWALLOWED:** Call poison control center or doctor immediately for treatment advice. Have person sip a glass of water if able to swallow. Do not induce vomiting unless told to do so by the poison control center or doctor. Do not give anything by mouth to an unconscious person.

**Have the product container or label with you when calling a poison control center or doctor, or going for treatment. [IN CASE OF MEDICAL EMERGENCY, CALL [1-303-623-5716] [1-877-800-5553] [1-866-366-5048] [telephone number supplied by supplemental registrant].]**

**Note to Physician:** Probable mucosal damage may contraindicate the use of gastric lavage.

**PHYSICAL OR CHEMICAL HAZARDS:** CONTAINS A STRONG OXIDIZING AGENT. Do not mix with other chemicals. Mix only with water. Never add water to product. Always add product to large quantities of water. When using automatic feeding devices, always follow manufacturer's directions as to the proper addition of sanitizer product to chlorinators. Use clean dry utensils. Do not add this product to any dispensing device containing remnants of any other product. Such use may cause a violent reaction leading to fire or explosion. Contamination with moisture, organic matter, or other chemicals will start a chemical reaction and generate heat, hazardous gas, possible fire and explosion. In case of contamination or decomposition, do not reseal container. If possible, isolate container in open air or well-ventilated area. Flood area with large volumes of water.

*{Environmental hazards statement for end-use products in containers of less than 50 pounds (solid, dry weight).}*

**[ENVIRONMENTAL HAZARDS:** This pesticide is toxic to fish and aquatic organisms.]

*{Environmental hazards statement for end-use products in containers equal to or greater than 50 pounds (solid, dry weight).}*

**[ENVIRONMENTAL HAZARDS:** This pesticide is toxic to fish and aquatic organisms. Do not discharge effluent containing this product into lakes, streams, ponds, estuaries, oceans or other waters unless in accordance with the requirements of a National Pollutant Discharge Elimination System (NPDES) permit and the permitting authority has been notified in writing prior to discharge. Do not discharge effluent containing this product to sewer systems without previously notifying the local sewage treatment plant authority. For guidance contact your State Water Board or Regional Office of the EPA.]

[NOTE: Buyer assumes all responsibility for safety and use not in accordance with directions.]

[NOTE: User assumes all responsibility for use not in accordance with directions.]

[NOTE: Any questions or comments about Aqua Chem Products?]

[In the continental U.S. call 1-800-252-POOL (7665). Ask for your free pool care booklet.]

[Questions or comments call 1-800-252-POOL (7665).]

[[Questions?] [Pool Care Tips?] [1-800-SOS-POOL]]

[Visit Aqua Chem's Internet Web Site at <http://www.aquachem.com>]

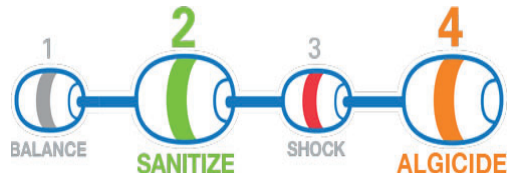
[Visit PoolTime's Internet Web Site at <http://www.pooltime.com>]

[Visit Brand Name's Internet Web Site at <http://www.brandname.com>]

{Optional Graphics}



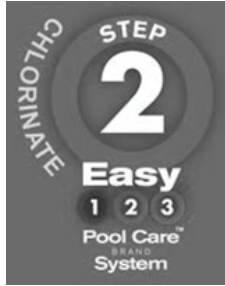
4 step system:



Children can fall into bucket and drown. Keep children away from bucket with even a small amount of liquid.

Los niños pueden caer dentro de el balde y ahogarse. Mantenga a los niños alejados de los baldes aunque solo contengan un poco de liquido.







**Test Your Pool with the  
"Clorox® Pool" App using  
MY POOL CARE  
ASSISTANT™  
Test Strips**

**pooltime™**

Expert results begin with water testing.

**STEP 1 TEST** Start Here **TEST**

DOWNLOAD THE FREE **CLEARPOOL EXPERT™ APP**

Download on the App Store | Get it on Google play





*{The icon below may be used in conjunction with algae kill claims on this label. The statement "Kills algae" may be replaced with similar statements listed immediately below the icon.}*



[Controls Bacteria and Algae]

[Controls Algae]

[Kills Bacteria and Controls Algae]

[Multi-functional [sanitizer] [algae preventer] [algae control] [algae killer] [water softener] [sunlight protector] [corrosion inhibitor] [destroys organic contaminants\*\*] [removes organic contaminants\*\*]]

\*\*[such as] [body & suntan oils] [body oils] [&] [suntan oils] [&] [sweat] [perspiration] [&] [lotions] [&] [urine]

[Multi-action [sanitizer] [algae preventer] [algae control] [algae killer] [water softener] [sunlight protector] [corrosion inhibitor]]

[1-step [sanitizer] [algae preventer] [algae control] [algae killer] [water softener] [sunlight protector] [corrosion inhibitor] [destroys organic contaminants\*\*] [removes organic contaminants\*\*]]

\*\*[such as] [body & suntan oils] [body oils] [&] [suntan oils] [&] [sweat] [perspiration] [&] [lotions] [&] [urine]

[One-step [sanitizer] [algae preventer] [algae control] [algae killer] [water softener] [sunlight protector] [corrosion inhibitor] [destroys organic contaminants\*\*] [removes organic contaminants\*\*]]

\*\*[such as] [body & suntan oils] [body oils] [&] [suntan oils] [&] [sweat] [perspiration] [&] [lotions] [&] [urine]

[3-in-1 formula [sanitizer] [algae preventer] [water softener]

[3] [4] [5] [6] [7] -in-1 formula [with] [includes] [including] [sanitizer] [algae preventer] [algae control] [algae killer] [sunlight protector] [water softener] [corrosion inhibitor] [destroys organic contaminants\*\*] [removes organic contaminants\*\*]]

\*\*[such as] [body & suntan oils] [body oils] [&] [suntan oils] [&] [sweat] [perspiration] [&] [lotions] [&] [urine]

[5-in-1 formula [with] [includes] [including] [sanitizer] [algae preventer] [algae control] [sunlight protector] [corrosion inhibitor] [water softener]]

[Controls algae]

[Prevents algae]

[Algae prevention]

[Use for continuous protection against [bacteria] [and] [algae]]

[Provides continuous protection against [bacteria] [and] [algae]]

[Continuously protects against [bacteria] [and] [&] [algae]]

[Protects against [bacteria] [algae] [and] [contaminants\*\*] for clear water [for clean water] [for clean and clear water]]

\*\*[such as] [body & suntan oils] [body oils] [&] [suntan oils] [&] [sweat] [perspiration] [&] [lotions] [&] [urine]

[Controls bacteria and [prevents] [controls] algae for clear [inviting] water]

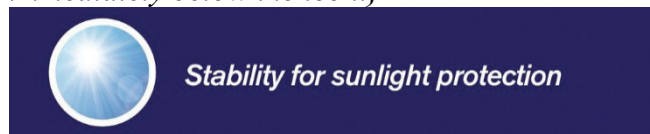
[Kills bacteria and [prevents] [controls] algae for clean and clear water with less effort]

[Kills [bacteria] [and prevents] [and controls] algae]

[Sanitizes and [prevents] [controls] algae]

[Sanitizer and algaecide]  
 [Algaecide]  
 [Algae [fighter][killer][preventer]]  
 [Kills [bacteria] [and] [prevents] [controls] [algae]]  
 [6-in-1 [all-purpose] [formula] [sanitizer] [algae & bacteria killer]  
 [[Multi-functional] [stabilized] [chlorinating] [tab] [tablet] protects water against algae and  
 bacteria.]  
 [Prevents algae [outbreaks] [growth] [blooms] and kills bacteria]  
 [Kills [& prevents] [& controls] all types of pool algae]  
 [Prevents algae [outbreaks] [blooms] [growth] and kills bacteria]  
 [[With] Algae-killing formula]

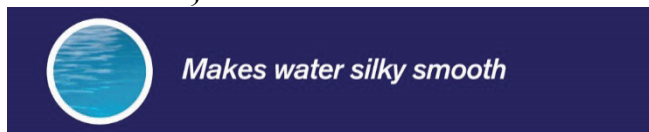
*{The icon below may be used in conjunction with sunlight protection claims on this label. The statement “Stability for sunlight protection” may be replaced with similar statements listed immediately below the icon.}*



[With built in scale preventative and sunlight protector]  
 [With built in corrosion preventative and sunlight protector]  
 [With built-in metal stain inhibitor, scale preventative, water softener and sunlight protector]  
 [With built-in Sunlight Protector]  
 [Multi-functional [sanitizer] [algae preventer] [algae control] [algae killer] [water softener]  
 [sunlight protector] [corrosion inhibitor] [destroys organic contaminants\*\*] [removes organic  
 contaminants\*\*]]  
 \*\*[such as] [body & suntan oils] [body oils] [&] [suntan oils] [&] [sweat] [perspiration] [&]  
 [lotions] [&] [urine]  
 [Multi-action [sanitizer] [algae preventer] [algae control] [algae killer] [water softener] [sunlight  
 protector] [corrosion inhibitor]]  
 [1-step [sanitizer] [algae preventer] [algae control] [algae killer] [water softener] [sunlight  
 protector] [corrosion inhibitor] [destroys organic contaminants\*\*] [removes organic  
 contaminants\*\*]]  
 \*\*[such as] [body & suntan oils] [body oils] [&] [suntan oils] [&] [sweat] [perspiration] [&]  
 [lotions] [&] [urine]  
 [One-step [sanitizer] [algae preventer] [algae control] [algae killer] [water softener] [sunlight  
 protector] [corrosion inhibitor] [destroys organic contaminants\*\*] [removes organic  
 contaminants\*\*]]  
 \*\*[such as] [body & suntan oils] [body oils] [&] [suntan oils] [&] [sweat] [perspiration] [&]  
 [lotions] [&] [urine]  
 [3] [4] [5] [6] [7] -in-1 formula [with] [includes] [including] [sanitizer] [algae preventer] [algae  
 control] [algae killer] [sunlight protector] [water softener] [corrosion inhibitor]  
 [destroys organic contaminants\*\*] [removes organic contaminants\*\*]]  
 \*\*[such as] [body & suntan oils] [body oils] [&] [suntan oils] [&] [sweat] [perspiration] [&]  
 [lotions] [&] [urine]  
 [5-in-1 formula [with] [includes] [including] [sanitizer] [algae preventer] [algae control]  
 [sunlight protector] [corrosion inhibitor] [water softener]]  
 [Sunlight protection]

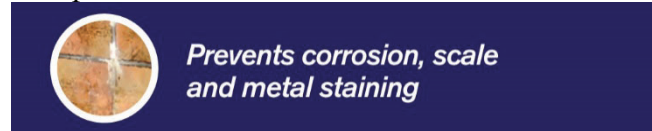
[With sunlight protection]  
[Sunlight protected]  
[With built-in sunlight protection]  
[Protected against sunlight [to last longer]]

*{The icon below may be used in conjunction with silky smooth water claims on this label. The statement “Makes water silky smooth” may be replaced with similar statements listed immediately below the icon.}*



[With built-in metal stain inhibitor, scale preventative, water softener]  
[Makes water silky smooth]  
[Makes water soft and smooth]  
[Softens Water]  
[Multi-functional [sanitizer] [algae preventer] [algae control] [algae killer] [water softener] [sunlight protector] [corrosion inhibitor] [destroys organic contaminants\*\*] [removes organic contaminants\*\*]]  
\*\*[such as] [body & suntan oils] [body oils] [&] [suntan oils] [&] [sweat] [perspiration] [&] [lotions] [&] [urine]  
[Multi-action [sanitizer] [algae preventer] [algae control] [algae killer] [water softener] [sunlight protector] [corrosion inhibitor]]  
[1-step [sanitizer] [algae preventer] [algae control] [algae killer] [water softener] [sunlight protector] [corrosion inhibitor] [destroys organic contaminants\*\*] [removes organic contaminants\*\*]]  
\*\*[such as] [body & suntan oils] [body oils] [&] [suntan oils] [&] [sweat] [perspiration] [&] [lotions] [&] [urine]  
[One-step [sanitizer] [algae preventer] [algae control] [algae killer] [water softener] [sunlight protector] [corrosion inhibitor] [destroys organic contaminants\*\*] [removes organic contaminants\*\*]]  
\*\*[such as] [body & suntan oils] [body oils] [&] [suntan oils] [&] [sweat] [perspiration] [&] [lotions] [&] [urine]  
[3-in-1 formula [sanitizer] [algae preventer] [water softener]  
[3] [4] [5] [6] [7] -in-1 formula [with] [includes] [including] [sanitizer] [algae preventer] [algae control] [algae killer] [sunlight protector] [water softener] [corrosion inhibitor] [destroys organic contaminants\*\*] [removes organic contaminants\*\*]]  
\*\*[such as] [body & suntan oils] [body oils] [&] [suntan oils] [&] [sweat] [perspiration] [&] [lotions] [&] [urine]  
[5-in-1 formula [with] [includes] [including] [sanitizer] [algae preventer] [algae control] [sunlight protector] [corrosion inhibitor] [water softener]]  
[Water softening]  
[Plus] Softens Water  
[[Extra] [Xtra] Softens Water]  
[[Extra] [Xtra] Water Softener]  
[[Extra] [Xtra] Makes Water Silky Smooth]

*{The icon below may be used in conjunction with prevention of corrosion, scale and metal staining claims on this label. The statement “Prevents corrosion, scale and metal staining” may be replaced with similar statements listed immediately below the icon.}*



[With built in scale preventative and sunlight protector]  
[With built in corrosion preventative and sunlight protector]  
[With built-in metal stain inhibitor, scale preventative, water softener and sunlight protector]  
[With built-in metal stain inhibitor, scale preventative, water softener]  
[Helps prevent corrosion & metal staining]  
[Reduces Scale Formation]  
[Protects pool equipment for longer life]  
[Multi-functional [sanitizer] [algae preventer] [algae control] [algae killer] [water softener] [sunlight protector] [corrosion inhibitor] [destroys organic contaminants\*\*] [removes organic contaminants\*\*]]  
\*\*[such as] [body & suntan oils] [body oils] [&] [suntan oils] [&] [sweat] [perspiration] [&] [lotions] [&] [urine]  
[Multi-action [sanitizer] [algae preventer] [algae control] [algae killer] [water softener] [sunlight protector] [corrosion inhibitor]  
[1-step [sanitizer] [algae preventer] [algae control] [algae killer] [water softener] [sunlight protector] [corrosion inhibitor] [destroys organic contaminants\*\*] [removes organic contaminants\*\*]]  
\*\*[such as] [body & suntan oils] [body oils] [&] [suntan oils] [&] [sweat] [perspiration] [&] [lotions] [&] [urine]  
[One-step [sanitizer] [algae preventer] [algae control] [algae killer] [water softener] [sunlight protector] [corrosion inhibitor] [destroys organic contaminants\*\*] [removes organic contaminants\*\*]]  
\*\*[such as] [body & suntan oils] [body oils] [&] [suntan oils] [&] [sweat] [perspiration] [&] [lotions] [&] [urine]  
[3] [4] [5] [6] [7] -in-1 formula [with] [includes] [including] [sanitizer] [algae preventer] [algae control] [algae killer] [sunlight protector] [water softener] [corrosion inhibitor] [destroys organic contaminants\*\*] [removes organic contaminants\*\*]]  
\*\*[such as] [body & suntan oils] [body oils] [&] [suntan oils] [&] [sweat] [perspiration] [&] [lotions] [&] [urine]  
[5-in-1 formula [with] [includes] [including] [sanitizer] [algae preventer] [algae control] [sunlight protector] [corrosion inhibitor] [water softener]]  
[Corrosion prevention]  
[Helps prevent corrosion]  
[Corrosion inhibitor]  
[Prevents Metal Staining]  
[Metal Stain Inhibitor]  
[Prevents [corrosion] [&] [scale] [&] [metal staining]]  
[Plus] Corrosion Prevention  
[Plus] Corrosion Inhibitor

[Plus] Prevents Metal Staining  
 [Plus] Metal Stain Inhibitor  
 [Plus] Reduces Scale Formation  
 [Plus] Protects Equipment  
 [[Extra] [Xtra] Corrosion Prevention]  
 [[Extra] [Xtra] Corrosion Inhibitor]  
 [[Extra] [Xtra] Prevents Metal Staining]  
 [[Extra] [Xtra] Metal Stain Inhibitor]  
 [[Extra] [Xtra] Reduces Scale Formation]  
 [[Extra] [Xtra] Equipment Protection]  
 [[Extra] [Xtra] Scale Prevention]  
 [[Extra] [Xtra] Prevents Corrosion and Scale [Formation]]

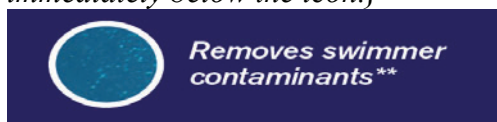
*{The icon below may be used in conjunction with killing bacteria claims on this label. The statement "Kills bacteria" may be replaced with similar statements listed immediately below the icon.}*



[Kills Bacteria]  
 [Controls Bacteria and Algae]  
 [Kills Bacteria and Controls Algae]  
 [Multi-functional [sanitizer] [algae preventer] [algae control] [algae killer] [water softener] [sunlight protector] [corrosion inhibitor] [destroys organic contaminants\*\*] [removes organic contaminants\*\*]]  
 \*\*[such as] [body & suntan oils] [body oils] [&] [suntan oils] [&] [sweat] [perspiration] [&] [lotions] [&] [urine]  
 [Multi-action [sanitizer] [algae preventer] [algae control] [algae killer] [water softener] [sunlight protector] [corrosion inhibitor]]  
 [1-step [sanitizer] [algae preventer] [algae control] [algae killer] [water softener] [sunlight protector] [corrosion inhibitor] [destroys organic contaminants\*\*] [removes organic contaminants\*\*]]  
 \*\*[such as] [body & suntan oils] [body oils] [&] [suntan oils] [&] [sweat] [perspiration] [&] [lotions] [&] [urine]  
 [One-step [sanitizer] [algae preventer] [algae control] [algae killer] [water softener] [sunlight protector] [corrosion inhibitor] [destroys organic contaminants\*\*] [removes organic contaminants\*\*]]  
 \*\*[such as] [body & suntan oils] [body oils] [&] [suntan oils] [&] [sweat] [perspiration] [&] [lotions] [&] [urine]  
 [3-in-1 formula [sanitizer] [algae preventer] [water softener]  
 [3] [4] [5] [6] [7] -in-1 formula [with] [includes] [including] [sanitizer] [algae preventer] [algae control] [algae killer] [sunlight protector] [water softener] [corrosion inhibitor] [destroys organic contaminants\*\*] [removes organic contaminants\*\*]]  
 \*\*[such as] [body & suntan oils] [body oils] [&] [suntan oils] [&] [sweat] [perspiration] [&] [lotions] [&] [urine]

[5-in-1 formula [with] [includes] [including] [sanitizer] [algae preventer] [algae control] [sunlight protector] [corrosion inhibitor] [water softener]]  
 [Controls bacteria]  
 [Use for continuous protection against [bacteria] [and] [algae]]  
 [Provides continuous protection against [bacteria] [and] [algae]]  
 [Continuously protects against [bacteria] [and] [&] [algae]]  
 [Protects against [bacteria] [algae] [and] [contaminants\*\*] for clear water [for clean water] [for clean and clear water]]  
 \*\*[such as] [body & suntan oils] [body oils] [&] [suntan oils] [&] [sweat] [perspiration] [&] [lotions] [&] [urine]  
 [Controls bacteria and [prevents] [controls] algae for clear [inviting] water]  
 [Kills bacteria and [prevents] [controls] algae for clean and clear water with less effort]  
 [Kills [bacteria] [and prevents] [and controls] algae]  
 [Kills [bacteria] [and] [prevents] [controls] [algae]]  
 [6-in-1 [all-purpose] [formula] [sanitizer] [algae & bacteria killer]  
 [[Multi-functional] [stabilized] [chlorinating] [tab] [tablet] protects water against algae and bacteria.]  
 [Kills bacteria [+] [&] [destroys] [eliminates] organic contaminants\*\*]  
 \*\*[such as] [body & suntan oils] [body oils] [&] [suntan oils] [&] [sweat] [perspiration] [&] [lotions] [&] [urine]  
 [Kills bacteria [+] [&] [destroys] [eliminates] swimmer contaminants\*\*]  
 \*\*[such as] [body & suntan oils] [body oils] [&] [suntan oils] [&] [sweat] [perspiration] [&] [lotions] [&] [urine]  
 [Prevents algae [outbreaks] [growth] [blooms] and kills bacteria]  
 [Kills bacteria for clean, ready-to-swim water]

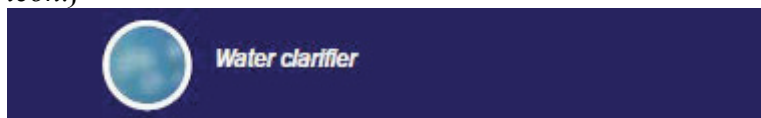
*{The icon below may be used in conjunction with swimmer contaminant claims on this label. The statement “Removes swimmer contaminants” may be replaced with similar statements listed immediately below the icon.}*



[Multi-functional [sanitizer] [algae preventer] [algae control] [algae killer] [water softener] [sunlight protector] [corrosion inhibitor] [destroys organic contaminants\*\*] [removes organic contaminants\*\*]]  
 \*\*[such as] [body & suntan oils] [body oils] [&] [suntan oils] [&] [sweat] [perspiration] [&] [lotions] [&] [urine]  
 [1-step [sanitizer] [algae preventer] [algae control] [algae killer] [water softener] [sunlight protector] [corrosion inhibitor] [destroys organic contaminants\*\*] [removes organic contaminants\*\*]]  
 \*\*[such as] [body & suntan oils] [body oils] [&] [suntan oils] [&] [sweat] [perspiration] [&] [lotions] [&] [urine]  
 [One-step [sanitizer] [algae preventer] [algae control] [algae killer] [water softener] [sunlight protector] [corrosion inhibitor] [destroys organic contaminants\*\*] [removes organic contaminants\*\*]]

\*\*[such as] [body & suntan oils] [body oils] [&] [suntan oils] [&] [sweat] [perspiration] [&] [lotions] [&] [urine]  
 [3] [4] [5] [6] [7] -in-1 formula [with] [includes] [including] [sanitizer] [algae preventer] [algae control] [algae killer] [sunlight protector] [water softener] [corrosion inhibitor] [destroys organic contaminants\*\*] [removes organic contaminants\*\*]  
 \*\*[such as] [body & suntan oils] [body oils] [&] [suntan oils] [&] [sweat] [perspiration] [&] [lotions] [&] [urine]  
 [Protects against [bacteria] [algae] [and] [contaminants\*\*] for clear water [for clean water] [for clean and clear water]]  
 \*\*[such as] [body & suntan oils] [body oils] [&] [suntan oils] [&] [sweat] [perspiration] [&] [lotions] [&] [urine]  
 [[Destroys] [Breaks down] [Eliminates] [Controls] swimmer contaminants [such as] [including] [oils] [sweat] [lotion] [urine] [pee]]  
 [[Destroys] [Breaks down] [Eliminates] organic contaminants\*\*]  
 \*\*[such as] [body & suntan oils] [body oils] [&] [suntan oils] [&] [sweat] [perspiration] [&] [lotions] [&] [urine]  
 [Kills bacteria [+] [&] [destroys] [eliminates] organic contaminants\*\*]  
 \*\*[such as] [body & suntan oils] [body oils] [&] [suntan oils] [&] [sweat] [perspiration] [&] [lotions] [&] [urine]  
 [Kills bacteria [+] [&] [destroys] [eliminates] swimmer contaminants\*\*]  
 \*\*[such as] [body & suntan oils] [body oils] [&] [suntan oils] [&] [sweat] [perspiration] [&] [lotions] [&] [urine]  
 [Removes organic contaminants\*\* [for clear water]]  
 \*\*[such as] [body & suntan oils] [body oils] [&] [suntan oils] [&] [sweat] [perspiration] [&] [lotions] [&] [urine]  
 [Removes swimmer contaminants\*\* [for clear water]  
 \*\*[such as] [body & suntan oils] [body oils] [&] [suntan oils] [&] [sweat] [perspiration] [&] [lotions] [&] [urine]

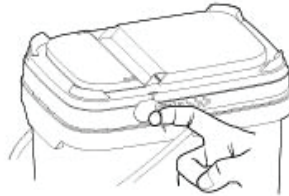
*{The icon below may be used in conjunction with water clarifier claims on this label. The statement “Water clarifier” may be replaced with similar statements listed immediately below the icon.}*



[Creates crystal clear water]  
 [For crystal clear water]  
 [Provides [crystal] [sparkling] clear water]

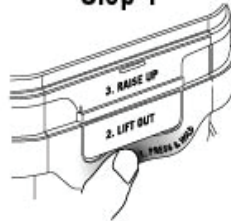


**Tamper Evident Tear Strip**  
Tear away by using "ring pull" on  
either side of lid

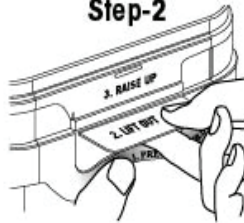


**To open the lid (after the  
tear strip is removed)**

**Step-1**



**Step-2**

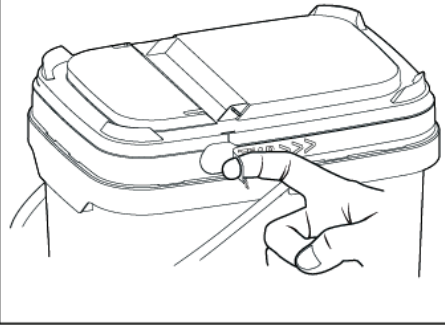


**Step-3**



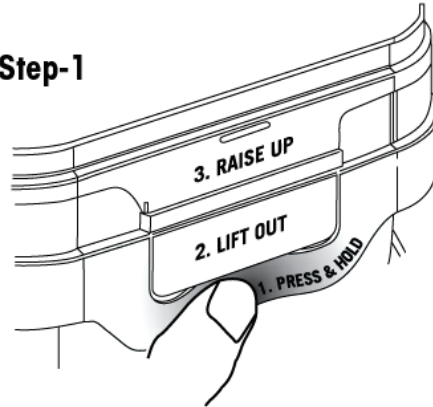


**Tamper Evident Tear Strip**  
Tear away by using "ring pull" on either side of lid

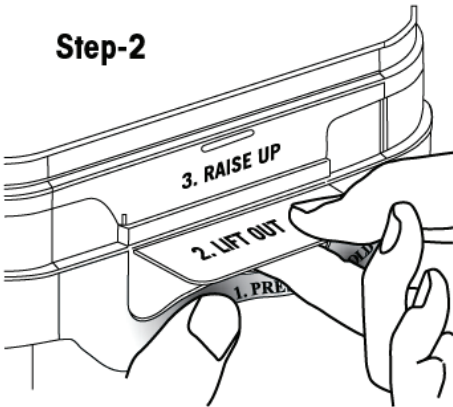


**To open the lid  
(after the tear strip is removed)**

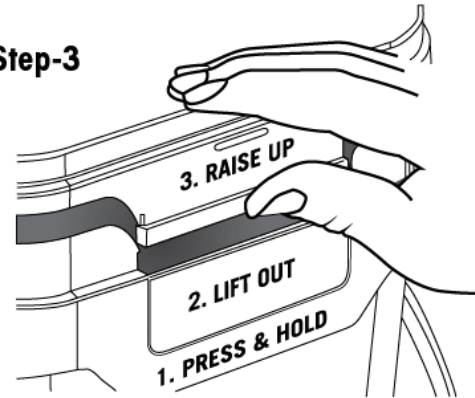
**Step-1**



**Step-2**



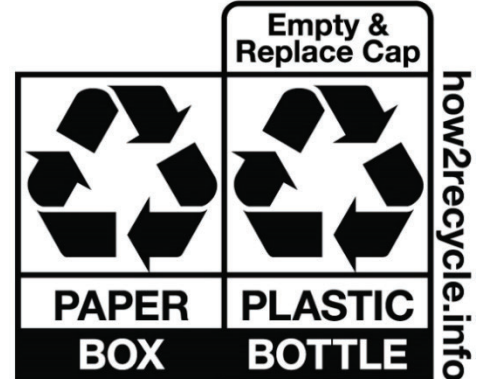
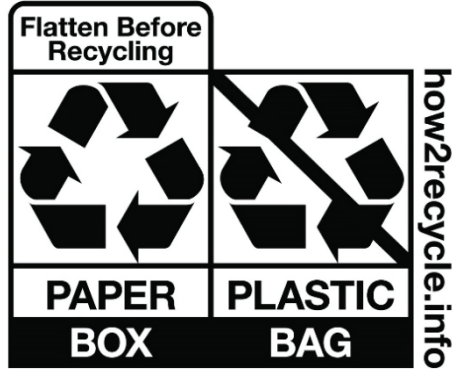
**Step-3**




**Do not store in direct sunlight**

[OPTIONAL GRAPHICS CONTINUED]

{Note: The appropriate symbol(s) will be included based on packaging}



{Optional Graphics}



**pool time.**

Expert results begin with water testing.

**DOWNLOAD THE FREE CLEARPOOL EXPERT™ APP**

Download on the App Store | GET IT ON Google Play

The image shows a hand holding a smartphone displaying the 'Water Test' interface of the Clearpool Expert app. The interface includes color-coded swatches for Total Hardness, Total Chlorine, Free Chlorine, pH, Total Alkalinity, and Stabilizer.




**CLOROX**  
Pool & Spa

Download the **FREE** Clorox® Pool App


Water Testing & Solution Center

The image shows a hand holding a smartphone displaying the Clorox Pool & Spa app interface. The background features a blue and white wave pattern.



**CLOROX**  
Pool & Spa

**FREE  
TEST  
STRIPS**



Test Your Pool with the "Clorox® Pool" App

J79000LX51H



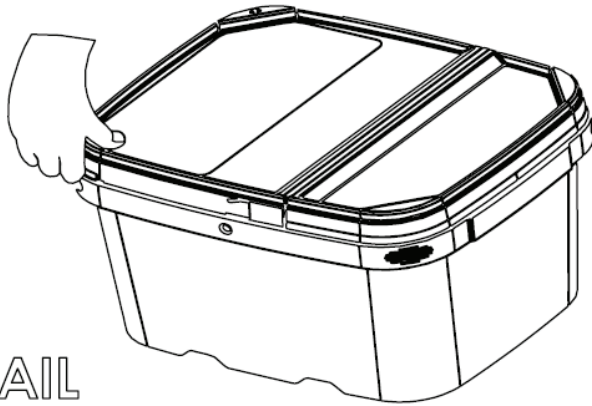
**pool time.**

**FREE  
TEST  
STRIPS**



Download the Free ClearPool Expert™ App

J79000PTMSTR



TO OPEN:  
PRESS IN PAIL  
CORNER AND  
LIFT LID

TO CLOSE:  
SNAP DOWN  
LID CORNERS  
AND SIDES

