

64240-68

6/21/2012

1/15



UNITED STATES ENVIRONMENTAL PROTECTION AGENCY
WASHINGTON, D.C. 20460

OFFICE OF
CHEMICAL SAFETY AND
POLLUTION PREVENTION
NOTIFICATION

JUN 21 2012

Christina M. Swick
Agent for Combat Insect Control Systems
c/o Lewis and Harrison, LLC
122 C Street, NW, Suite 740
Washington, DC 20001

Subject: Application for Pesticide Notification
EPA Registration Number: 64240-68
Date of Submission: May 11, 2012

Dear Registrant:

The Agency is in receipt of your Application for Pesticide Notification under Pesticide Registration (PRN) 98-10 dated May 11, 2012, for the abovementioned product. The Registration Division (RD) has conducted a review of this request for its applicability under PRN 98-10 and finds that the actions requested fall within the scope of PRN 98-10. The label submitted with the application has been stamped "Notification" and will be placed in our records.

If you have any questions regarding this letter, please contact Clayton Myers at (703) 347-8874, or via email at myers.clayton@epa.gov.

Sincerely,

for
Richard Gebken
Product Manager
Insecticide Branch
Registration Division (7505P)

Enclosures: Copy of Label Stamped "Notification"

2/15

Please read instructions on reverse before completing form.

Form Approved OMB No: 2070-0060, Approval expires 05-31-98



United States
Environmental Protection Agency
Washington, DC 20460

- Registration
- Amendment
- Other

OPP Identifier Number

Application for Pesticide - Section I

1. Company/Product Number 64240-68	2. EPA Product Manager Richard Gebken	3. Proposed Classification <input type="checkbox"/> None <input type="checkbox"/> Restricted
4. Company/Product (Name) Combat Flik A	PM# 10	
5. Name and Address of Applicant (Include ZIP Code) c/o Henkel Consumer Goods Inc. 19001 N. Scottsdale Rd. Scottsdale, AZ 85255 <i>NOTE: PLEASE SEND ALL CORRESPONDENCE TO "CONTACT POINT" LISTED BELOW</i> <input type="checkbox"/> Check if this is a new address	6. Expedited Review: In accordance with FIFRA Section 3(c)(3)(b)(I), my product is similar or identical in composition and labeling to: EPA Reg. No. _____ Product Name _____	

Section - II

- Amendment - Explain below
- Resubmission in response to Agency letter dated _____
- Notification - Explain below
- Final printed labels in response to Agency letter dated _____
- "Me Too" Application
- Other - Explain below

Explanation: Use additional page(s) if necessary. (For Section I and Section II.)

NOTIFICATION IN ACCORDANCE WITH PR NOTICE 98-10

Please read cover letter for details

Notification in Accordance With PR Notice 98-10. This notification is consistent with the provisions of PR Notice 98-10 EPA regulations at 40 CFR 152.46, and no other changes have been made to the labeling or the confidential statement of formula of this product. I understand that it is a violation of 18 U.S.C. Sec 1001 to willfully make any false statement to EPA. I further understand that if this notification is not consistent with the terms of PR Notice 95-2 and 40 CFR 152.46, this product may be in violation of FIFRA and I may be the subject to enforcement action and penalties under sections 12 and 14 of FIFRA.

Section - III

1. Material This Product Will Be Packaged In:				2. Type of Container	
Child-Resistant Packaging <input type="checkbox"/> Yes* <input type="checkbox"/> No	Unit Packaging <input type="checkbox"/> Yes <input type="checkbox"/> No	Water Soluble Packaging <input type="checkbox"/> Yes <input type="checkbox"/> No		<input type="checkbox"/> Metal	<input type="checkbox"/> Plastic
*Certification must be submitted		If "Yes" Unit Packaging wgt. No. per container	If "Yes" Package wgt. No. per container	<input type="checkbox"/> Glass	<input type="checkbox"/> Paper
3. Location of Net Contents Information <input type="checkbox"/> Label <input type="checkbox"/> Container		4. Size(s) Retail Container		5. Location of Label Directions <input type="checkbox"/> On Label <input type="checkbox"/> On labeling accompanying product	
6. Manner in Which Label is Affixed to Product <input type="checkbox"/> Lithograph <input type="checkbox"/> Paper glued <input type="checkbox"/> Stenciled				<input type="checkbox"/> Other _____	

Section - IV

1. Contact Point (Complete items directly below for identification of individual to be contacted, if necessary, to process this application)		
Name Christina M. Swick - Lewis & Harrison, LLC, 122 C St. NW #740, Washington DC 20001	Title Agent for Combat Insect Control Systems	Telephone No. (Include Area Code) 202-393-3903 ext. 16
I certify that the statements I have made on this form and all attachments thereto are true, accurate and complete. I acknowledge that any knowingly false or misleading statement may be punishable by fine or imprisonment or both under applicable law.		6. Date Application Received (Stamped)
2. Signature <i>Christina M. Swick</i>	3. Title Agent for Combat Insect Control Systems	
4. Typed Name Christina M. Swick - Lewis & Harrison, LLC	5. Date May 11, 2012	

3/15

LEWIS & HARRISON

Consultants in Government Affairs

122 C Street, N.W., Suite 740
Washington, D.C. 20001

telephone 202-393-3903
fax 202-393-3906

May 11, 2012

HAND-DELIVERED

Document Processing Desk [NOTIF]
Office of Pesticide Programs (7504P)
U. S. Environmental Protection Agency
Room S-4900, One Potomac Yard
2777 South Crystal Drive
Arlington, VA 22202-4501

ATTENTION: **Richard Gebken**
Product Manager, Team 10

SUBJECT: **Combat Insect Control Systems**
Combat® Flik A (EPA Reg. No. 64240-68)
Notification per PR Notice 98-10

Dear Mr. Gebken:

On behalf of Combat Insect Control Systems, I am submitting a notification in accordance with PR Notice 98-10 for the product **Combat® Flik A (EPA Reg. No. 64240-68)**. The purpose of this notification is as follows:

- Add the previously approved Alternate Brand Name "Combat Ant Killing Bait Strips".
- Remove carpenter ants from the exemption statement. Please note that carpenter ants are not a public health pest and are approved for use on the identical product *Combat® ABF7* (EPA Reg. No. 64240-42).
- Revise the Directions for Use to include alternate language for how the adhesive is placed on the bait strip.
- Add a batch code to the bait strip.
- Propose minor language revisions including the optional marketing claim "New". Please note that while this product has been registered since 2010 it has not been sold on the market and Combat intends to use the "New" claim for a period of 6 months only.

Enclosed please find the following documents in support of this submission:

- A) Application for Pesticide Notification;
- B) One (1) copy of the label with changes highlighted; and,
- C) ~~2~~ (1) copies of the revised label.

If you have any questions about this submission, please call me at 202-393-3903 ext. 16 or e-mail me at cswick@lewisharrison.com.

Sincerely,

Christina M. Swick
Agent for
Combat Insect Control Systems

4/15

Note: Bold, italicized text is information for the reader and is not part of the label.
[Bracketed information is optional text.]


Combat Flik A EPA Reg. No. 64240-68 Master Label, Amended 6-1-12 Page 1 of 12

COMBAT® Flik A

JUN 2 1 2012

(Alternate Brand Name: Combat Ant Killing Bait Strips)

Place holder for an illustration of the product

Place holder for a graphic depiction of 1 or more generic ants, e.g. 

ACTIVE INGREDIENT: Fipronil†0.001%
OTHER INGREDIENTS:99.999%
TOTAL100.00%
† CAS No. 120068-37-3

NOTIFICATION

JUN 2 1 2012

KEEP OUT OF REACH OF CHILDREN

CAUTION: See precautionary statements on back -or- side [panel] [of pouch].

Contains: 2 [to] [-] 24 [Gel] [Bait] [Strips],
[Each Containing][:] [0.07 oz (2.0 g) [to][:] 0.14 oz (4.0 g)]
[TOTAL] NET WT[:] 0.14 oz (4.0 g) [to][:] 3.39 oz (96.0 g)

EPA Reg. No: 64240-68
EPA Est. No. _____

[Manufactured for] [Distributed by] & ©[2012] [2013] [2014] Combat Insect Control Systems
[19001] [N. Scottsdale Rd.], Scottsdale, [AZ] [ARIZONA] 85255
MADE IN [USA][KOREA]

5/15

Note: Bold, Italicized text is information for the reader and is not part of the label.

[Bracketed information is optional text.]

Combat Flik A EPA Reg. No. 64240-68 Master Label, Amended 6-1-12 Page 2 of 12

PRECAUTIONARY STATEMENTS:

HAZARDS TO HUMANS AND DOMESTIC ANIMALS:

CAUTION: Harmful if absorbed through skin. Causes moderate eye irritation. Avoid contact with skin, eyes and clothing. Prolonged or frequently repeated skin contact may cause allergic reactions in some individuals. Wash thoroughly with soap and water after handling and before eating, drinking, chewing gum, or using tobacco.

FIRST AID:

If on Skin or Clothing: Take off contaminated clothing. Rinse skin immediately with plenty of soap and water for 15 to 20 minutes. Call a poison control center or doctor for treatment advice.

If in Eyes: Hold eye open, rinse slowly and gently with water for 15 to 20 minutes. Remove contact lenses, if present, after the first 5 minutes, then continue rinsing eye. Call a poison control center or doctor for treatment advice. Have the product container or label with you when calling a poison control center or doctor or going for treatment.

PHYSICAL OR CHEMICAL HAZARDS: Do not use this product in or on electrical equipment due to the possibility of a shock hazard.

STORAGE AND DISPOSAL: Do not contaminate water, food or feed by storage or disposal.

STORAGE: Store in a cool, dry area out of reach of children.

DISPOSAL:

If empty: Nonrefillable container. Do not reuse or refill this container. Offer for recycling, if available. If recycling is not available, place in trash.

If partly filled: Call your local solid waste agency for disposal instructions. Never place unused product down any indoor or outdoor drain.

{ Note to Reviewer: Per PR-Notice 2007-4, this product will receive a batch code. The batch code number will appear on each bait strip. }

For front or back or side panel:

[Satisfaction guaranteed] [Guaranteed to work] [or your money back][!]

[EFFECTIVENESS GUARANTEED: COMBAT® [Insect Control Systems] stands behind this [insect killing system] [product] with a full [Satisfaction] Guarantee. Should you have any questions regarding COMBAT® [baits] [products], please call 1-800-426-6228.]

[For information, call the Combat® [Labs] [Information] Helpline at 1-800-426-6228.] [For questions or comments, please call the Combat® [Labs] [Information] Helpline at 1-800-426-6228. [for information].

[[♻️]] [[The] [Paperboard in this] Carton [contains] [is made from] _____ % Recycled fiber [minimum % post consumer content].] [PLEASE RECYCLE EMPTY CARTON]



6/15

Note: Bold, Italicized text is information for the reader and is not part of the label.
[Bracketed information is optional text.]

Combat Flik A EPA Reg. No. 64240-68 Master Label, Amended 6-1-12 Page 3 of 12

DIRECTIONS FOR USE

It is a violation of Federal Law to use this product in a manner inconsistent with its labeling.

Keep [gel] bait strips away from open foods and food contact surfaces. Do not apply [gel] bait strip[s] on food/feed preparation surfaces.

[GENERAL INFORMATION]

[This product] [*Combat Flik A*] provides fast control of ants* in as little as 3-5 days.]

[This product] [*Combat Flik A*] is formulated to effectively control ants*.]

[That's because] [this product] [*Combat Flik A*] contains Fipronil, a fast-acting active ingredient[.] [Its speed is] [That's] [still] slow enough for foraging ants* to [return to the] [colony] [nest] [and] [feed the bait to larvae and queen[s]] [so that the entire] [colony] [nest] is killed [through] [by] the Domino Effect™.]

[This is] [How] [This Product] [*Combat Flik A*] Works:]

[•][1] [Ants* [visit] [find] the [gel] bait [strips] and [eat] [feed on] the [gel] bait]

[•][1] [This product attracts [foraging] [worker] ants* [to the bait strip][s][.] [and] [The] [Ants*] feed on the [gel] bait]

[•][2] [Ants* carry [the] [gel] bait back to [the] [colony] [nest] [so] [that] it [can] kill[s] the queen and [other ants] [in] [the nest] [the colony]]

[•][2] Worker ants* take [some of] the [gel] bait back to the [nest] [colony] [and] [where they] [pass it on to] [feed it to] [kill] [destroy] the queen and entire [colony] [nest]

[♦] [Do not interfere with the ants or [gel] bait strips during use]

[♦] [[Replace] [Place more] [gel] bait strips] if ants return]

[♦] [Do not use sprays on or around [the] [product] [gel] [bait][s] [strips] [placements]]

[♦] [Do not use strong cleaners around [the] [product] [gel] [bait][s] [strips] [placements]]

[♦] [Do not use sprays or strong cleaners on or around [the] [product] [gel] [bait][s] [strips] [placements]]

[♦] [Place [the] [product] [gel] [bait][s] [strips] out of reach of children and pets]

7/15

Note: Bold, italicized text is information for the reader and is not part of the label.

[Bracketed information is optional text.]

Combat Flik A EPA Reg. No. 64240-68 Master Label, Amended 6-1-12 Page 4 of 12

DIRECTIONS FOR USE (continued)

For indoor and outdoor (adjacent to the home) use:

- [1.] Break [bait] strips apart. [See] [Illustration A] [Picture A] [Figure 1][A]]
- [2.] [To] place [a] [gel] bait[s] [strip[s]] [securely] [in a chosen location] indoors or outdoors (adjacent to the home), peel off [protective] [covering] [tape] [film] [on the bottom of the strip] [marked] ["Remove to Adhere"]. [See] [Illustration B] [Picture B] [Figure 2][B]]
[Discard [the] [removed] [covering] [tape] [film] in the trash.]
Use all bait strips [at one time].
- [3.] [Inspect for ants.] [Stick][Adhere] [it] [gel] bait strip[s] [the exposed side] [the strip] to [a] clean surface. Place near [an] ant trail[s] [or where] [you frequently see ant[s][activity]] [ants may enter your home][.] [near cracks, crevices, [and] along sills][.] [under and behind kitchen appliances][.] [along baseboards, under sinks, in pantry][.] [around pipes and water heater and in the garage.]
[[The] [D][d]iagram[s] [above] [below] [at right] [at left] show[s] recommended placement locations.]
- [4.] To activate [a] [gel] [bait] strip [already stuck to a clean surface], peel off the [protective] [covering] [tape] [film] [on top of the strip] [marked] ["Peel Here"].
[See [Illustration C] [Picture C] [Figure 3][C]] [of] [for] [showing] [gel] [bait] strip ready to be activated.]
[See [Illustration D] [Picture D] [Figure 4][D]] [of] [for] [showing] [shows] [a] strip being activated.]
[Discard [the] [removed] [covering] [tape] [film] in the trash.]
[Once opened, the [gel] [bait] strip may be left in place [for] up to 1 month.]
[Replace [gel] [bait][s] [strips] after 1 month [to keep ants* from returning].]
[You will notice fewer ants* [in days] [within a week].] [Ant* population reduction will be apparent [in days] [within a week].] [Ant* population will be reduced [in days] [within a week].]
[Discard [used] [old] [replaced] strips [to be replaced] [by placing] in [the] trash.]
*Except for carpenter, fire, pharaoh and harvester ants

[Note to reviewer: Label may include alternate usage instructions outlined below instead of those listed above. The only difference is how the adhesive is placed on the strip.]

For indoor and outdoor (adjacent to the home) use:

- [1.] Break [bait] strips apart. [See] [Illustration A] [Picture A] [Figure 1][A]]
- [2.] [To] place [a] [gel] bait[s] [strip[s]] [securely] [in a chosen location] indoors or outdoors (adjacent to the home), remove adhesive tab from pouch and adhere to bottom of strip [marked "Place Sticker Here"]. [See] [Illustration B alt] [Picture B alt] [Figure 2:alt][B alt]]. Peel off [protective] [covering] [tape] [film] [on the bottom of the strip] [marked] ["Remove to Adhere"]. [See] [Illustration B] [Picture B] [Figure 2][B]]
[Discard [the] [removed] [covering] [tape] [film] in the trash.]
Use all bait strips [at one time].
- [3.] [Inspect for ants.] [Stick][Adhere] [it] [gel] bait strip[s] [the exposed side] [the strip] to [a] clean surface. Place near [an] ant trail[s] [or where] [you frequently see ant[s][activity]] [ants may enter

Note: Bold, italicized text is information for the reader and is not part of the label.

[Bracketed information is optional text.]

Combat Flik A EPA Reg. No. 64240-68 Master Label, Amended 6-1-12 Page 5 of 12

your home[.]; [near cracks, crevices, [and] along sills][.] [under and behind kitchen appliances][.]; [along baseboards, under sinks, in pantry][.] [around pipes and water heater and in the garage.]

[[The] [D][d]iagram[s] [above]-[below]-[at right] [at left] show[s]-recommended placement locations.]

[4.] To activate [a] [gel]-[bait] strip-[already stuck to a clean surface], peel off the [protective] [covering] [tape] [film] [on-top-of-the strip] [marked] ["Peel-Here"].

[See [Illustration C] [Picture C] [Figure 3][C]]-[of]-[for]-[showing] [gel] [bait] strip ready to be activated.]

[See [Illustration D] [Picture D] [Figure 4][D]]-[of]-[for]-[showing] [shows] [a] strip being activated.]

[Discard [the] [removed] [covering] [tape] [film] in the trash.]

[Once opened, the [gel]-[bait] strip may be left in place [for] up to 1 month.]

[Replace [gel] [bait][s] [strips] after 1 month [to keep ants* from returning.]

[You will notice fewer ants* [in days] [within a week]-] [Ant* population reduction will be apparent [in days] [within a week].] [Ant* population will be reduced [in days] [within a week].]


[Discard [used] [old] [replaced] strips [to be replaced] [by placing] in [the] trash.]

*Except for carpenter, fire, pharaoh and harvester ants.

DIRECTIONS FOR USE (continued):




[Illustration A] [Picture A] [Figure 1][A]




[Illustration B] [Picture B] [Figure 2][B]


Note: **Bold, italicized text is information for the reader and is not part of the label.**
[Bracketed information is optional text.]
Combat Flik A EPA Reg. No. 64240-68 Master Label, Amended 6-1-12 Page 6 of 12



[Illustration C] [Picture C] [Figure 3] [C]



[Illustration D] [Picture D] [Figure 4] [D]



[Illustration B alt] [Picture B alt] [Figure 2 alt] [B alt]


10/15

Note: Bold, Italicized text is information for the reader and is not part of the label.

[Bracketed information is optional text.]

Combat Flik A EPA Reg. No. 64240-68 - Master Label, Amended 6-1-12 - Page 7 of 12

[Note to reviewer: Label may include graphic depictions of recommended placement locations.]



Example illustration of suggested bait strip placement sites.

Optional claims for front or back or side panel of label

1. [Easy-to-use] [Easy to use]
2. Easy to apply [anywhere]
3. [Leaves] no [messy] [residue] [or] [messy clean up]
4. [There's] no [residue] [or] [mess to clean up]
5. Convenient
6. [Mess-free] [Mess-free]
7. No mess
8. No [vapors] [,] [fumes] [or] [mess]
9. [Kills] [Stops] [Eliminates] ants* [without] [messy] [residue] [and] [without insecticide] odors [and] [or] [fumes]
10. Works [without] [messy] [residue] [and] without [insecticide] odors [or fumes]
11. [This] [product is] [gel] [bait] [strip][s] [are] easy to use [and] [has] [have] no insecticide odor
12. No insecticide odor
13. [It's] [the] [clean] [,] [easy] way to solve your [ant] problem
14. [Thin] [,] [clear] [,] [adhesive] strips
15. COMBAT® [Combat Flik A] [killing] [gel] [bait] [strip][s] for ants*
16. COMBAT® [Combat Flik A] [ant* killing] [gel] [bait] [strips]
17. COMBAT® [Combat Flik A] [Ant Killing] [gel] [bait][s] [strips] [aren't] [are not] [tape] [or] [glue] [or sticky] [traps] [that] ants* stick to
18. [Inconspicuous] [and] [discreet] [and easy to apply] [anywhere] [where] [ants*] [are] [may be] [a problem] [found]
19. [Ant] [insecticide] [Gel] [bait] [in] [convenient] [,] [easy-to-use] [form] [strip][s]
20. [Ant killing] [gel] [bait] in [convenient] [,] [easy-to-use] [form] [strip][s]
21. Goes where bait stations can't
22. COMBAT® [Combat Flik A] [ant* killing] [gel] [bait] [strips] go where bait stations can't
23. [The convenient] Ant* killing [bait] [gel] [form] [strip][s] [that] go[es] where bait stations can't
24. ANT*
25. [For] [Provides control of] ants*
26. Gain control of your ant* problem
27. Effective against Argentine, Ghost, Acrobat, Big-Headed, Cornfield, Field, Odorous House, Thief, Pavement, White Footed, [and] Little Black Ants
28. Effective against common household ants
29. Food [&][and][+] water [formulation] [formula] attracts [worker] [foraging] ants* to the [insecticide] [gel] [bait] [strips]
30. What ants* are looking for
31. With fipronil
32. COMBAT®'s [potent] [ant killing] [insecticide] [gel] [bait][s] [strip][s] [with Fipronil]
33. COMBAT® [Combat Flik A] has [a] [specific] [combination of] ant food attractants and a [fast] [fast-killing] [fast-acting] [active ingredient] [insecticide] [to create] [and is] [making it] [a highly effective tool] [in the fight against ants*] [to kill ants*] [to fight your ant* problem]
34. The [insecticide] [gel] [bait] attracts ants* in search of food and water [to the bait] [to the strip]
35. [COMBAT®] [insecticide] [Bait][s] [gel] [strips] [contain][s] [food and water] [for ants*] [ants* seek] [but] do not spill

*Except for carpenter, fire, pharaoh and harvester ants

Note: Bold, italicized text is information for the reader and is not part of the label.

[Bracketed information is optional text.]

Optional claims for front or back or side panel of label

- 36. Fast killing formula
- 37. Fast control [of ants*] [in] [as little as] [3-5 days]
- 38. Starts [working] [killing] [ants*] in hours
- 39. COMBAT® [Combat Flik A] [ant-killing] [gel] [bait] [strips] kill[s] ants* fast
- 40. Visible results overnight
- 41. Kills ants* while you sleep
- 42. [Ant*] [colony] [nest] [elimination] [control] in as little as 3-5 days
- 43. [Fast acting] formula [that] quickly kills ants* [and] [the colony] [the nest]
- 44. Kills quickly and keeps on killing [ants*] [back at the] [nest] [colony]
- 45. Works in [as little as] hours and [for] up to 1 month
- 46. Long residual action [for up to 1 month]
- 47. Keeps [working] [killing ants*] [for] up to 1 month
- 48. Provides round the clock protection [for up to 1 month]
- 49. Kill ants* 24/7 [for up to 1 month]
- 50. Provides 24/7 [ant*] protection [for up to 1 month]
- 51. Kills ants* for up to 1 months
- 52. Kills ants* continuously
- 53. Kills [ants*] non-stop
- 54. [Ongoing] [Non-stop] ant* control
- 55. Keeps [killing [ants*]] [working] until [it's] [the bait is] gone
- 56. [The] Domino Effect™
- 57. [COMBAT®] [G[g]el] [bait][s] [strips] [Kill][s] [Get][s] [to] [the nest] [the colony] [,] [the source of] [the] [your] [ant] problem
- 58. [COMBAT®] [G[g]el] [bait][s] [strips] Kill[s] [ants] [in hard-to-reach] [and] [inaccessible] [areas] [places]
- 59. [COMBAT®] [G[g]el] [bait][s] [strips] [Kill][s] [Stop][s] [Eliminate][s] ants where they [hide] [breed] [live] [nest]
- 60. [COMBAT®] [G[g]el] [bait][s] [strips] [Kill][s] [Stop][s] [Eliminate][s] [Destroy][s] ants* you don't see
- 61. [COMBAT®] [G[g]el] [bait][s] [strips] [Kill][s] [Stop][s] [Eliminate][s] [Destroy][s] ants* [where] you can't see them
- 62. [COMBAT®] [G[g]el] [bait][s] [strips] [Kill][s] [Stop][s] [Eliminate][s] [Destroy][s] ants you see and [those] [ones] you don't [see]
- 63. [COMBAT®] [G[g]el] [bait][s] [strips] [Kill][s] [Stop][s] [Eliminate][s] [Destroy][s] [the ant*] [ants*] at the source
- 64. [COMBAT®] [G[g]el] [bait][s] [strips] [Kill][s] [Stop][s] [Eliminate][s] [Destroy][s] ants* in the [nest] [colony]
- 65. [COMBAT®] [G[g]el] [bait][s] [strips] [Kill][s] [Stop][s] [Eliminate][s] [Destroy][s] the ant* [nest] [colony]
- 66. [COMBAT®] [G[g]el] [bait][s] [strips] Lets ants* [Kill] [Stop] [Eliminate] [Destroy] [other] ants*
- 67. [COMBAT®] [G[g]el] [bait][s] [strips] [Kill][s] [Stop][s] [Eliminate][s] [Destroy][s] [the] [queen] and [the] [entire] [ant*] [colony] [nest]
- 68. [Worker] [Forager] Ants* [take] [share] [it] [COMBAT®] ['s ingredients] [the] [insecticide] [gel] [bait] [back to] [back at] [with] [in] the [colony] [nest] [queen*]
- 69. Ants* share the [insecticide] [gel] [bait] [where they breed] [where they nest] [in the] [nest] [colony] [,] [killing other ants*], [and] [destroying the] [nest] [colony]
- 70. Ants* share the [insecticide] [gel] [bait] [where they breed] [where they nest] [in the] [nest] [colony] [,] [killing other ants] [and] [destroying] [the] [local] [your] [ant] population
- 71. Ants* eat the [insecticide] [gel] [bait] and die in the [nest] [colony]
- 72. Ants* are attracted to the [insecticide] [bait] [gel] and take it back to their [nest] [colony]

*Except for carpenter, fire, pharaoh and harvester ants

Note: Bold, italicized text is information for the reader and is not part of the label.

[Bracketed information is optional text.]

Combat Flik A EPA Reg. No. 64240-68 Master Label, Amended 6-1-12 Page 10 of 12

Optional claims for front or back or side panel of label

- 73. Kills ants* [&] [and] the [colony] [nest]
- 74. Kills ants* in the [colony] [nest]
- 75. Destroys [the] queen* [and] [the] [entire] [ant*] [colony] [nest]
- 76. [This product is effective because] ants* carry [gel] [insecticide] [bait] back [to where they live] [to the colony] [to the nest] to [destroy] [stop] [kill] [the] queen [and entire colony]
- 77. [Worker] [Forager] ants are attracted to the [insecticide] [bait] [gel] and take it back to their [colony] [nest] [ultimately] killing the queen [and the whole [colony] [nest]]
- 78. Ants* carry [COMBAT®] [insecticide] [bait] [gel] [ingredients] [back] to the [colony] [nest] to [stop] [kill] the queen [and other ants*] [[before they] [so they don't] invade your home [kitchen]]
- 79. Kills ants* [at their source] [in the nest] [in the colony]
- 80. Prevents ant* reproduction
- 81. This product ['s patented action formula] kills ants
- 82. This product provides complete ant control
- 83. This product disrupts the reproductive cycle of ants*
- 84. Kills ants* while you sleep
- 85. Kills ants* for 1 month
- 86. [Kills] [Stops] [Eliminates] [indoor and outdoor (adjacent to the home)] ants*
- 87. [Kills] [Stops] ants* outdoors (adjacent to the home) before they come indoors [so that they don't] [and] [invade your home]
- 88. [It even] kills ants* [you don't see] [outside (adjacent to the home)] [to prevent more ants* from coming inside] [invading your home]]
- 89. [Indoor and] Outdoor (adjacent to the home) [ant*] control
- 90. [Ideal for] use with COMBAT® [another Combat product name]
- 91. [COMBAT®] [G [gel]] [bait] [strips] [are] [ideal for] use [in combination] with [other] COMBAT® ant bait [station] [s] products [for maximum control]
- 92. [COMBAT®] [G [gel]] [bait] [strips] [are] [ideal for] use [in combination] with [other] COMBAT® ant gel [s] [products] [in syringe form] [for maximum control]
- 93. [Ideal for] use [in combination] with other COMBAT® ant [bait] [s] [products] [for maximum control]
- 94. New [!]
- 95. Works fast [!]
- 96. Kills fast [!]

*Except for carpenter, fire, pharaoh and harvester ants

Value claims:

Value claims below are only for packs with net contents greater than 2 baits but not to exceed 24:

- Bonus Pack
- Value Pack
- [x] [More]^{††} [Free] [Bonus] Baits^{††} [With Purchase]
- [x %] More^{††} [Free] [Bonus] Bait (s)^{††} [With Purchase]
- More Baits – Better Value^{††}
- Value Pack – More Baits^{††}
- Better Value^{††}
- More Baits^{††}

^{††}vs. [standard] [x] [count] [ct.] [package] [pkg.] [of this product]


14/15

Note: Bold, Italicized text is information for the reader and is not part of the label.
[Bracketed information is optional text.]

Combat Flik A EPA Reg. No. 64240-68 Master Label, Amended 6-1-12 Page 11 of 12

BAIT STRIP UNIT LABEL

Combat® Flik A



TOP VIEW - AS IT APPEARS BEFORE STRIPS ARE BROKEN APART

Text below is what will appear on strip.

Combat brand logo

Peel Here



BOTTOM VIEW - AS IT APPEARS BEFORE adhesive is removed

Text below is what will appear on strip. Batch code will be added to this label.

KEEP OUT OF REACH OF CHILDREN. CAUTION: See Outer Carton for Complete


Directions & Precautions

Remove to Adhere (before removed)

EPA Reg. No. 64240-68

EPA Est. No. 85632-KOR-001

ACTIVE INGREDIENT: Fipronil 0.001%



TOP VIEW - AS IT APPEARS AFTER PLACEMENT BUT NOT YET ACTIVATED

Combat logo

15/15

Note: Bold, Italicized text is information for the reader and is not part of the label.

[Bracketed information is optional text]

Combat Flik A EPA Reg. No. 64240-68 Master Label, Amended 6-1-12 Page 12 of 12



TOP VIEW - AS IT APPEARS AFTER PLACEMENT AND ACTIVATION