

53883-180

08/26/2009

1/9



UNITED STATES ENVIRONMENTAL PROTECTION AGENCY
WASHINGTON, D.C. 20460

OFFICE OF
PREVENTION, PESTICIDES AND
TOXIC SUBSTANCES

AUG 26 2009

Ms. Amy Warren
Regulatory Affairs Specialist
Control Solutions, Inc.
5903 Genoa-Red Bluff
Pasadena, TX 77507-1041

Subject: Label Notifications for Pesticide Registration Notice 2007-4

Dear Ms. Warren,

The Agency is in receipt of your Applications for Pesticide Notification under Pesticide Registration Notice (PRN) 2007-4 dated March 20, 2009 for the following products:

Oxydiazon 1.5 Plus	(EPA Registration Number 53883-179)
Oxydiazon 1.0 Plus	(EPA Registration Number 53883-180)
OX G Herbicide	(EPA Registration Number 53883-182)

The Registration Division (RD) has conducted its review of these requests for their applicability under PRN 2007-4 and finds that the label changes requested fall within the scope of PRN 2007-4. The labels submitted with the applications have been stamped "Notification" and will be placed in our records.

Please be reminded that 40 CFR Part 156.140(a)(4) requires that a batch code, lot number, or other code identifying the batch of the pesticide distributed and sold be placed on nonrefillable containers. The code may appear either on the label (and can be added by non-notification/PR Notice 98-10) or durably marked on the container itself.

If you have any questions, please call me directly at 703-305-6249 or Steve Schaible of my staff at 703-308-9362.

Sincerely,

A handwritten signature in black ink, appearing to be "Linda Arrington".

Linda Arrington
Notifications & Minor Formulations Team Leader
Registration Division (7505P)
Office of Pesticide Programs



United States
Environmental Protection Agency
Washington, DC 20460

<input type="checkbox"/>	Registration
<input type="checkbox"/>	Amendment
<input checked="" type="checkbox"/>	Other

OPP Identifier Number

Application for Pesticide - Section I

1. Company/Product Number 53883 - 180	2. EPA Product Manager Joanne Miller	3. Proposed Classification <input type="checkbox"/> None <input type="checkbox"/> Restricted
4. Company/Product (Name) Oxadiazon 1.0 Plus	PM# 23	
5. Name and Address of Applicant (Include ZIP Code) Control Solutions, Inc. 5903 Genoa-Red Bluff Pasadena, TX 77507-1041 <input type="checkbox"/> Check if this is a new address	6. Expedited Review. In accordance with FIFRA Section 3(c)(3)(b)(i), my product is similar or identical in composition and labeling to: EPA Reg. No. NOTIFICATION Product Name AUG 26 2009	

Section - II

<input type="checkbox"/> Amendment - Explain below.	<input type="checkbox"/> Final printed labels in response to Agency letter dated _____
<input type="checkbox"/> Resubmission in response to Agency letter dated _____	<input type="checkbox"/> "Me Too" Application.
<input checked="" type="checkbox"/> Notification - Explain below.	<input type="checkbox"/> Other - Explain below.

Explanation: Use additional page(s) if necessary. (For section I and Section II.)

Notification of label change per PR Notice 2007-4. This notification is consistent with the guidance in PR Notice 2007-4 and the requirements of EPA's regulations at 40 CFR §§ 156.10, 156.140, 156.144, 156.146, and 156.156. No other changes have been made to the labeling or the Confidential Statement of Formula for this product. I understand that it is a violation of 18 U.S.C. Sec. 1001 to willfully make any false statement to EPA. I further understand that if the amended label is not consistent with the requirements of 40 CFR §§ 156.10, 156.140, 156.144, 156.146, and 156.156, this product may be in violation of FIFRA and I may be subject to enforcement action and penalties under sections 12 and 14 of FIFRA.

Section - III

1. Material This Product Will Be Packaged In:					
Child-Resistant Packaging <input type="checkbox"/> Yes <input checked="" type="checkbox"/> No	Unit Packaging <input type="checkbox"/> Yes <input checked="" type="checkbox"/> No	Water Soluble Packaging <input type="checkbox"/> Yes <input checked="" type="checkbox"/> No	2. Type of Container <input type="checkbox"/> Metal <input checked="" type="checkbox"/> Plastic <input type="checkbox"/> Glass <input checked="" type="checkbox"/> Paper <input type="checkbox"/> Other (Specify) _____		
* Certification must be submitted		If "Yes" Unit Packaging wgt.	No. per container	If "Yes" Package wgt.	No. per container
3. Location of Net Contents Information <input checked="" type="checkbox"/> Label <input type="checkbox"/> Container		4. Size(s) Retail Container 1-50 lb		5. Location of Label Directions <input checked="" type="checkbox"/> on label	
6. Manner in Which Label is Affixed to Product <input checked="" type="checkbox"/> Lithograph <input checked="" type="checkbox"/> Paper glued <input checked="" type="checkbox"/> Stenciled			<input type="checkbox"/> Other _____		

Section - IV

1. Contact Point (Complete items directly below for identification of individual to be contacted, if necessary, to process this application.)					
Name Amy Warren		Title Regulatory Affairs Specialist		Telephone No. (includes Area Code) 800-242-5562	
Certification I certify that the statements I have made on this form and all attachments thereto are true, accurate and complete. I acknowledge that any knowingly false or misleading statement may be punishable by fine or imprisonment or both under applicable law.					6. Date Application Received (Stamped)
2. Signature 		3. Title Regulatory Affairs Specialist			
4. Typed Name Amy Warren		5. Date 03-20-09			

CSI
C O N T R O L
S O L U T I O N S
i n c o r p o r a t e d

March 20, 2009

Document Processing Desk (NOTIF)
Office of Pesticide Programs (7504P)
U.S. Environmental Protection Agency
Room S-4900, One Potomac Yard
2777 S. Crystal Drive
Arlington, VA 22202-4501

**Re: Notification per (PR) Notice 2007-4, Labeling Revisions required by the Final Rule
"Pesticide Management and Disposal"
Oxadiazon 1.0 Plus (EPA Reg. No. 53883-180)**

Dear Sir or Madam:

Enclosed is a Notification for (PR) 2007-4; See highlighted text on attached labeling.


Notification of label change per PR Notice 2007-4. This notification is consistent with the guidance in PR Notice 2007-4 and the requirements of EPA's regulations at 40 CFR §§ 156.10, 156.140, 156.144, 156.146, and 156.156. No other changes have been made to the labeling or the Confidential Statement of Formula for this product. I understand that it is a violation of 18 U.S.C. Sec. 1001 to willfully make any false statement to EPA. I further understand that if the amended label is not consistent with the requirements of 40 CFR §§ 156.10, 156.140, 156.144, 156.146, and 156.156, this product may be in violation of FIFRA and I may be subject to enforcement action and penalties under sections 12 and 14 of FIFRA.

If you have any questions or need additional information, please feel free to contact me.

Sincerely,



Amy Warren
Regulatory Affairs Specialist
Control Solutions, Inc.



AUG 26 2009

OXADIAZON 1.0 PLUS

FOR SALE TO, USE AND STORAGE BY COMMERCIAL NURSERY, TURF MANAGEMENT & LANDSCAPE PERSONNEL. NOT FOR USE ON HOME LAWNS. FOR USE ON GOLF COURSES, NURSERIES, PARKS, SOD FARMS, ATHLETIC FIELDS, AND OTHER RECREATIONAL AND ORNAMENTAL TURFGRASS.

A Turf Fertilizer plus pre-emergent weed control product. For use on varieties of Perennial Bluegrass, Bentgrass, Bermuda grass, Buffalo grass, Perennial Ryegrass, St. Augustine grass, Seashore Paspalum, Tall Fescue and Zoysiagrass. Also for use around Ornamental Shrubs, Vines, Trees, and Ground Covers, as listed on this label. Controls Crabgrass, Goosegrass, Poa annua, Annual Sedge and other weeds as listed, on Golf Courses, Parks and recreational and Ornamental turf.

ACTIVE INGREDIENT: Oxadiazon* 1.0%
OTHER INGREDIENTS: 99.0%
TOTAL: 100.0%

*CAS [19666-30-9]

EPA Reg. No. 53883-180
EPA Est. No. 53883-TX-002

Net Contents _____

First letter of bag code shows establishment where manufactured.
See tag attached to bag for fertilizer guaranteed analysis.

Sold by: CONTROL SOLUTIONS, INC.
5903 Genoa-Red Bluff Pasadena, TX 77507

KEEP OUT OF REACH OF CHILDREN WARNING - AVISO

Si usted no entiende la etiqueta, busque a alguien para que se la explique a usted en detalle. (If you do not understand this label, find someone to explain it to you in detail.)

PRECAUTIONARY STATEMENTS HAZARDS TO HUMANS AND DOMESTIC ANIMALS

WARNING: Causes substantial but temporary eye injury. Wear protective eyewear (goggles, face shield or safety glasses). Causes skin irritation. Do not get in eyes, on skin or clothing. Harmful if swallowed, absorbed through the skin, or inhaled. Avoid breathing dust, or contact with skin, eyes or clothing. Remove contaminated clothing and wash clothing before reuse. Wash thoroughly with soap and water after handling. Do not allow domestic animals to graze treated areas. Avoid contamination of feed and foodstuffs.

PERSONAL PROTECTIVE EQUIPMENT (PPE): Applicators and other handlers must wear coveralls over short-sleeved shirt and short pants; chemical resistant gloves, chemical resistant footwear plus socks; protective eyewear, headgear for overhead exposure; chemical resistant apron when cleaning equipment. Follow manufacturer's instructions for cleaning and maintaining PPE. If no such instructions for washables, use detergent and hot water. Keep and wash PPE separately from other laundry.

USER SAFETY RECOMMENDATIONS: Applicators should: Wash hands before eating, drinking, chewing gum, using tobacco or using the toilet. Remove clothing immediately if pesticide gets inside. Then wash thoroughly and put on clean clothing. Remove PPE immediately after handling this product. Wash the outside of gloves before removing. As soon as possible, wash thoroughly and change into clean clothing.

FIRST AID	
IF SWALLOWED:	Call a Poison Control Center or doctor immediately for treatment advice. Have person sip a glass of water if able to swallow. Do not induce vomiting unless told to by a poison control center or doctor. Do not give anything by mouth to an unconscious person.
IF IN EYES:	Hold eye open and rinse slowly and gently with water for 15 to 20 minutes. Remove contact lenses, if present, after 5 minutes, then continue rinsing. Call a poison control center or doctor for treatment advice.
IF ON SKIN:	Take off contaminated clothing. Rinse skin immediately with plenty of water for 15 to 20 minutes. Call a poison control center or doctor for treatment advice.
IF INHALED:	Move person to fresh air. If person is not breathing, call 911 or an ambulance, then give artificial respiration, preferably mouth-to-mouth if possible. Call a poison control center or doctor for further treatment advice. Have this product container or label with you when calling a poison control center, or doctor, or when going for treatment.

ENVIRONMENTAL HAZARDS

This pesticide is toxic to fish. Do not apply directly to water, or to areas where surface water is present or to intertidal areas below the mean high water mark. Do not apply when weather conditions favor drift from areas treated. Do not apply where runoff is likely to occur. Do not contaminate water when disposing of equipment washwaters.

DIRECTIONS FOR USE

It is a violation of Federal law to use this product in a manner inconsistent with its labeling. Do not apply this product in a way that will contact workers or other persons, either directly or through drift. Only protected handlers may be in the area during application. For any requirements specific to your State or Tribe, consult the agency responsible for pesticide regulation. Do not apply this product through any type of irrigation system. Apply only as specified on this label.

AGRICULTURAL USE REQUIREMENTS

Use this product only in accordance with its labeling and with the Worker Protection Standard, 40 CFR part 170. This Standard contains requirements for the protection of agricultural workers on farms, forests, nurseries, and handlers of agricultural pesticides. It contains requirements for training, decontamination, notification, and emergency assistance. It also contains specific instructions and exceptions pertaining to the statements on this label about personal protective equipment (PPE) notification to workers, and restricted entry intervals. The requirements in this box only apply to uses of this product that are covered by the Worker Protection Standard.

Do not enter or allow worker entry into treated areas during the restricted-entry Interval (REI) of 12 hours. PPE required for early entry to treated areas that is permitted under the Worker Protection Standard and that involves contact with anything that has been treated, such as plants, soil or water is: coveralls; chemical resistant (Barrier Laminate) gloves, chemical resistant footwear plus socks, protective eyewear, and chemical resistant headgear for overhead exposure.

NON-AGRICULTURAL USE REQUIREMENTS

The requirements of this box apply to uses of this product that are NOT within the scope of the Worker Protection Standard for agricultural pesticides (40 CFR part 170). The WPS applies when this product is used to produce agricultural plants on farms, forests, and nurseries. Thoroughly wash face and hands with soap and water after exposure and before eating or smoking. Wear protective clothing including long-sleeved shirt and impervious gloves when handling Launder exposed clothing before reuse. Do not allow entry to areas treated until dusts have settled or if watering in is required, until treated area and grass is dry.

WEEDS CONTROLLED:

Annual Bluegrass	*Evening Primrose	**Jungle Ricegrass	Sow thistle
Annual Sedge	Fireweed	Lambsquarter	Speedwell-Veronica
*Barnyardgrass	Field Sandbur	**Liverwort	Spotted Catsear
Bittercress	Foxtail, Green, Bristly	Oxalis	Spurge; Garden,
Carpetweed	Fall Panicum	**Panama Paspalum	Petty, **Prostrate
Carpetgrass	Florida Pusley	Pennsylvania Smartweed	Stinging Nettle
Common Groundsel	*Galinsoga	Redroot Pigweed	*Swinecress
Common Purslane	Golden Ragwort	Sensitive plant	Virginia Buttonweed
Crabgrass	*Goosegrass	Shepherdspurse	Yellow Woodsorrel

*For these weeds use 3 to 4 lbs a.i. per acre (equal to 300 to 400 lbs. of this product per acre or 6.9 lbs. to 9.2 lbs. of this product per 1,000 sq. ft.).

**For these difficult-to-control weeds use 4 lbs. a.i./ acre (equal to 400 lbs. of this product per acre or 9.2 lbs. per 1,000 sq. ft.)

WHERE, HOW MUCH AND WHEN TO USE ON TURFGRASS: This product may be used at full rate or as a split application (see **SPRING AND SPLIT APPLICATIONS ON GOLF COURSES** section for instructions on how to apply the 3 lbs. or 4 lbs. a.i. per acre as a split application) in established Perennial Bluegrass, Bentgrass (see restrictions), Bermudagrass, Buffalograss, Perennial Ryegrass, St. Augustinegrass, Seashore Paspalum, Tall Fescue, and Zoysiagrass turf, at apartment/condominium complexes, corporate and public parks, golf courses, sod farms, athletic fields, playgrounds, cemeteries and other ornamental and recreational turfgrass areas. Not for use on home lawns. The turf should be free of leaves and thatch and in condition to allow the granules to reach the soil surface. Know the square footage of the area to be treated and uniformly apply with a granule spreader. Do not apply to turf when it is wet. When using at full rate do not overlap spreader applications, especially on St. Augustinegrass since discoloration "streaking" damage may temporarily occur from the "doubled-up rate." See section on this label entitled **PRECAUTIONS IN USING ON TURFGRASS** for the maximum rate for St. Augustinegrass and Bentgrass of 3 lbs. a.i. per acre which is equiv. to 6.9 lbs. of this product per 1,000 sq. ft. After applications if rain is not expected within 24 hours, sprinkler irrigate the treated turf with up to a 1/4 inch of water to release the herbicide for maximum weed control and quicker response from the fertilizer nutrients. This product is a pre-emergence herbicide and must be applied prior to weed seed germination. It will not control growing weeds.

PRECAUTIONS IN USING ON TURFGRASS: For St. Augustinegrass and Bentgrass turf, DO NOT exceed the rate of 3 lbs. a.i. per acre, equal to 300 lbs. of this product or 6.9 lbs. of this product per 1,000 sq. ft. DO NOT apply to Bentgrass turf mowed less than 3/8 inch. This product may cause discoloration of Bentgrass, Bermudagrass and St. Augustinegrass but this discoloration is temporary. Avoid contact with flowers and shrubs except as recommended elsewhere for ornamental plants on this label. DO NOT apply to newly seeded areas. Seeding into treated areas should be delayed until 4 months after treatment. DO NOT apply to Dichondra or Centipedegrass. DO NOT use on golf course putting greens or tees. NOTE: For newly seeded lawns DO NOT apply this product until after the second cutting. For best turf management, place new grass seed in the fall. Spring pre-emergence weed control can then be applied.

SPRING AND SPLIT APPLICATIONS ON GOLF COURSES: The 3 LBS. & 4 LBS. active ingredient, per acre rates may be applied as a split application. Weed control and better turf management may be programmed by splitting the per acre rate into "two" separate applications. For example, to accomplish this in region #5 (see map of US) apply 1.5 lbs a.i. (for a required 3 lbs. a.i./acre rate) or 2 lbs. a.i. (for a required 4 lbs. a.i./acre rate) as the first application 1 to 2 weeks before estimated weed seed germination or in late December or early January. Follow with the second "1/2 rate" in 60 days or the first of March. The timing for these applications should be closely programmed to the geographic region (see map of US) and adjusted to an "early" or "late" spring. Do not split the 2 lbs. a.i./acre rate. The 3 lbs. a.i./acre rate should not be split if applied to new turf areas first coming under turf management where weed pressure is expected to be heavy.

PRE-EMERGENCE WEED CONTROL (Refer to map of US)			
Weeds Controlled	Pounds of product per acre	Pounds of product per 1,000 sq. ft.	Application Instructions
Crabgrass (<i>Digitaria spp.</i>) Goosegrass (<i>Eleusine indica</i>) Field Sandbur (<i>Cynchus insertus</i>) Annual Sedge (<i>Cyperus compressus</i>)	200 to 400 lbs. per acre (2 to 4 lbs. a.i. per acre)	4.6 to 9.2 lbs. per 1,000 sq. ft.	Apply in late winter or early spring prior to weed seed germination. See map. In areas 4 & 5 application made after April or May not be fully effective.
Annual Bluegrass (<i>Poa annua</i>)	200 to 400 lbs. per acre (2 to 4 lbs. a.i. per acre)	4.6 to 9.2 lbs. per 1,000 sq. ft.	Apply in late summer to early fall prior to weed seed germination.
Virginia Buttonweed (<i>Diodia</i>) Pigweed (<i>Amaranthus spp.</i>) Florida Pusley (<i>Richardia scabra</i>) Oxalis (<i>Oxalis spp.</i>) Stinging Nettle (<i>Urtica dioica</i>) Carpetgrass (<i>Axonopus officinis</i>)	400 lbs. per acre (4 lbs. a.i. per acre)	9.2 lbs. per 1,000 sq. ft.	Apply in early spring prior to weed seed germination.

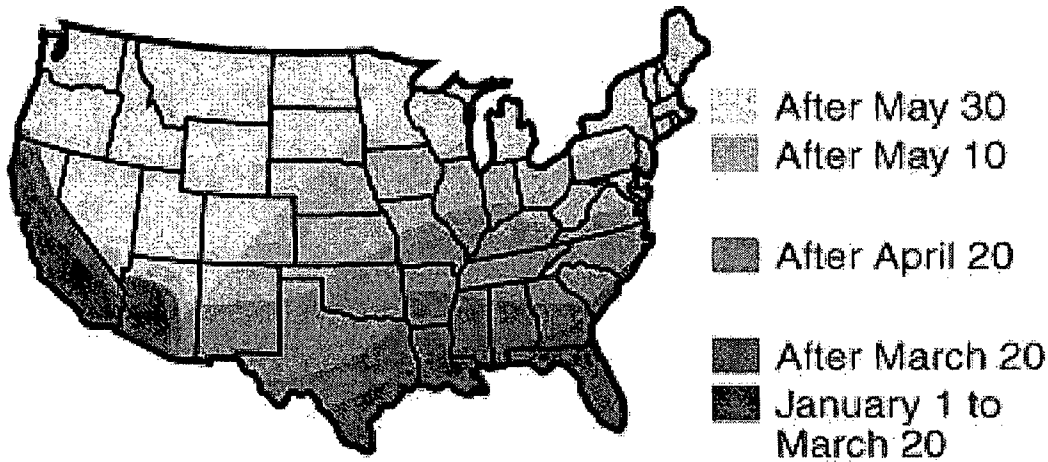
FALL APPLICATION FOR SPRING WEED CONTROL IN COOL SEASON TURF			
Weeds Controlled	Pounds of product per acre	Pounds of product per 1,000 sq. ft.	Application Instructions
Crabgrass, Goosegrass and other annual weeds as listed	300 to 400 lbs. per acre (3 to 4 lbs. a.i. per acre)	6.9 to 9.2 lbs. per 1,000 sq. ft.	For use in Bluegrass, Bentgrass, perennial Ryegrass and Tall Fescue. Make application in the fall after turf has become dormant. For late fall applications, seeding into treated areas should be delayed until 4 months after greenup.

ANNUAL BLUEGRASS CONTROL IN BERMUDAGRASS FAIRWAYS OVERSEEDED WITH PERENNIAL RYEGRASS ONLY			
Weeds Controlled	Pounds of product per acre	Pounds of product per 1,000 sq. ft.	Application Instructions
Annual Bluegrass (<i>Poa annua spp.</i>)	200 lbs. per acre (2 lbs. a.i. per acre)	4.6 lbs. per 1,000 sq. ft.	Apply in late summer to early fall prior to <i>Poa annua spp.</i> seed germination. Any <i>Poa annua spp.</i> established when this product is applied will not be controlled. It should not be applied closer than 60 days to overseeding. Do not use where <i>Poa trivialis</i> is present in the overseed mixture. Apply the full 2 lb a.i. rate in one application. Note: In many areas annual bluegrass exists as at least two biotypes or subspecies of <i>Poa annua</i> . The true annual biotype, " <i>Poa annua spp. annua</i> " which germinates from seed every year is controlled while the biotype " <i>Poa annua spp. raptans</i> " which behaves like a perennial and survives through the summer, as an established plant, cannot be controlled. Consult the extension service or University weed specialist in your area for more information concerning your locale.

ANNUAL WEED CONTROL DURING ESTABLISHMENT FROM "SPRIGS" OF BERMUDAGRASS, ZOYSIAGRASS, AND SEASHORE PASPALUM			
Weeds Controlled	Pounds of product per acre	Pounds of product per 1,000 sq. ft.	Application Instructions
Crabgrass, Goosegrass, Annual Sedge and other annual weeds	200 to 300 lbs per acre (2 to 3 lbs. a.i. per acre)	4.6 to 6.9 lbs. per 1,000 sq. ft.	Refer to Map of U.S. on this label. For Bermudagrass make application immediately prior to, or, immediately after sprigging. For Seashore Paspalum and Zoysia make application 10 to 14 days after sprigging. Applications made close to the time of sprigging may cause objectionable injury. Disturbance of the soil surface after application may disrupt the herbicide barrier and reduce effectiveness. For best results sprinkler irrigate the "sprigged" areas with up to 1/4 inch water after application.

WHERE, HOW MUCH, AND WHEN TO USE, AROUND ORNAMENTALS Can be applied anytime of the year prior to weed seed germination to both newly transplanted and established actively growing or dormant ornamental plants where both weed control and fertilization is desired. Rainfall or overhead irrigation will improve weed control activity. Do not mix into soil. Disturbing or cultivating the soil after treatment may reduce weed control. Do not apply granules to wet foliage or under conditions in which granules will collect on leaves, if so, sprinkler-irrigate the plants to move granules off foliage and down to soil level. Do not apply in greenhouses as plant injury may likely result. Use the higher application rates for areas that have a history of heavy weed pressure. For best weed control around ornamentals first remove any existing weed growth and if possible rake, cultivate and smooth the soil surface by breaking-up clumps. Broadcast the granules evenly over the prepared soil by applying the 2 to 4 lbs a.i. per acre, equal to 200 to 400 lbs. of this product per acre or 4.6 to 9.2 lbs. per 1,000 sq. ft.

CRABGRASS SEED GERMINATION DATES [Hawaii is included in the January 1 to March 20 Zone]



SPREADER SETTINGS FOR POUNDS OF PRODUCT PER ACRE: The following spreader settings are for new equipment. Used, or heavily worn equipment may require adjustments. For proper setting calibration refer to the spreader manufacturer's Maintenance Manual. Do not apply this product until equipment is properly calibrated to accurately apply the desired pounds of product per acre, as recommended on this label.

SPREADER SETTINGS	for 1.5 lb. a.i./acre	for 2 lb. a.i./acre	for 3 lb. a.i./acre	for 4 lb. a.i./acre
Spyker 24-22 Rotary				

Lesco Rotary Prizelawn CB Rotary EarthWay 2400 Rotary Cyclone Pro Scotts R8A Lely Broadcast Bigfoot	Spreader Settings Available at Final Printing
---	---

STORAGE AND DISPOSAL

Do not contaminate water, food or feed by storage or disposal.

STORAGE AND SPILL PROCEDURES: Store product in its original bag, in a cool, dry, locked place out of reach of children. In case of spill, sweep up, and use according to directions or dispose of as follows.

PESTICIDE DISPOSAL: Pesticide wastes are toxic. Improper disposal of excess pesticide or rinsate is a violation of Federal law. If these wastes cannot be disposed of by use according to label instructions, contact your State Pesticide or Environmental Control Agency, or the Hazardous Waste representative at the nearest EPA regional office for guidance.

CONTAINER DISPOSAL: **If empty:** Non-refillable container. Do not reuse or refill this container. Offer for recycling, if available. Do not rinse unless required for recycling. If recycling is not available, then dispose of container in a sanitary landfill or, if allowed by State and local authorities, by burning. If burned, stay out of smoke. **If partly filled:** Call your local solid waste agency for disposal instructions. Never pour unused product down any indoor or outdoor drain.


READ ENTIRE LABEL BEFORE USING

Read the entire Directions for Use, Conditions, Disclaimer of Warranties, and Limitation of Liability before using this product. If the terms are not acceptable, return the unopened container at once. By using this product, user and buyer accept the following Conditions, Disclaimer of Warranties, and Limitations of Liability.

CONDITIONS: The directions for use of this product are believed to be adequate and should be followed carefully. However it is impossible to eliminate all risks associated with the use of this product. Injury, ineffectiveness, or other unintended consequences may result because of such factors as weather conditions, presence of other materials, or the manner of use of application, all of which are beyond the control of Control Solutions. All such risks shall be assumed by the user or buyer.

DISCLAIMER OF WARRANTIES: There are no warranties express or implied, of merchantability or of fitness for a particular purpose or otherwise, which extend beyond the statements made on this label. No agent of Control Solutions is authorized to make any warranties beyond those contained herein or to modify the warranties contained herein. Control Solutions, Inc. disclaims any liability whatsoever for special, incidental, or consequential damages resulting from the use or handling of this product.

LIMITATION OF WARRANTIES: The exclusive remedy of the of user or buyer for any and all losses, injuries or damages resulting from the use or handling of this product, whether in contract warranty, tort, negligence, strict liability or otherwise, shall not exceed the purchase price, or at Control Solutions option, the replacement of the product.



NOTIFICATION