



UNITED STATES ENVIRONMENTAL PROTECTION AGENCY
WASHINGTON, DC 20460

OFFICE OF CHEMICAL SAFETY
AND POLLUTION PREVENTION

March 13, 2015

Ms. Amy Dugger-Webster
Global Registration Manager-Insecticides
BASF Corporation
26 Davis Drive
P.O. Box 13528
Research Triangle Park, NC 27709-3528

Subject: Label Amendment; Revised Master Label and 4 Supplemental Labels
Product Name: Termidor 80WG Termiticide/Insecticide
EPA Registration Number: 7969-209
Application Date: March 27, 2014
Decision Number: 490079

Dear Ms. Dugger-Webster:

The amended label referred to above, submitted in connection with registration under the Federal Insecticide, Fungicide and Rodenticide Act, as amended, is acceptable. This approval does not affect any conditions that were previously imposed on this registration. You continue to be subject to existing conditions on your registration and any deadlines connected with them.

A stamped copy of your labeling is enclosed for your records. This labeling supersedes all previously accepted labeling. You must submit one copy of the final printed labeling before you release the product for shipment with the new labeling. In accordance with 40 CFR 152.130(c), you may distribute or sell this product under the previously approved labeling for 18 months from the date of this letter. After 18 months, you may only distribute or sell this product if it bears this new revised labeling or subsequently approved labeling. "To distribute or sell" is defined under FIFRA section 2(gg) and its implementing regulation at 40 CFR 152.3.

Should you wish to add/retain a reference to the company's website on your label, then please be aware that the website becomes labeling under the Federal Insecticide Fungicide and Rodenticide Act and is subject to review by the Agency. If the website is false or misleading, the product would be misbranded and unlawful to sell or distribute under FIFRA section 12(a)(1)(E). 40 CFR 156.10(a)(5) list examples of statements EPA may consider false or misleading. In addition, regardless of whether a website is referenced on your product's label, claims made on the website may not substantially differ from those claims approved through the registration process. Therefore, should the Agency find or if it is brought to our attention that a website contains false or misleading statements or claims substantially differing from the EPA approved registration, the website will be referred to the EPA's Office of Enforcement and Compliance.

Your release for shipment of the product constitutes acceptance of these conditions. If these conditions are not complied with, the registration will be subject to cancellation in accordance with FIFRA section 6. If you have any questions, please contact Kevin Sweeney by phone at (703) 305-5063, or via email at sweeney.kevin@epa.gov.

Sincerely,

A handwritten signature in black ink, appearing to read 'Kable (Bo) Davis', enclosed within a large, hand-drawn oval.

Kable (Bo) Davis, Product Manager 3
Invertebrate-Vertebrate Branch 1
Registration Division (7505P)
Office of Pesticide Programs

Enclosure



TERMIDOR® 80 WG

TERMITICIDE/INSECTICIDE

It is a violation of federal law to use this product in a manner inconsistent with its labeling.

- **For use only by individuals/firms licensed or registered by the state to apply termiticide and/or general pest control products.**
- **DO NOT** use this product for termite, wood-infesting pest, or general pest prevention and/or control indoors, except for label-specified applications.
- **DO NOT** use on golf course turf. May be used for prevention and/or control of termites, wood-infesting pests, or general pests found on/near structures associated with golf courses, but only as specified on this label.
- **DO NOT** use on/in commercial bee hives.
- **DO NOT** use on animal trophies or animal skins.

See inside booklet for additional **Restrictions, First Aid, Precautionary Statements, Directions For Use, Conditions of Sale and Warranty**, and state-specific use sites and/or restrictions.

Active Ingredient:

fipronil: 5-amino-1-(2,6-dichloro-4-(trifluoromethyl)phenyl)-4-((1*R,S*)-(trifluoromethyl)sulfinyl)-1*H*-pyrazole-3-carbonitrile 80.0%

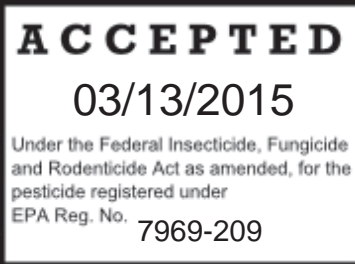
Other Ingredients: 20.0%

Total: 100.0%

One gallon of **Termidor® 80 WG Termiticide/Insecticide** contains 0.8 lb of fipronil.

EPA Reg. No. 7969-209

EPA Est. No.



**KEEP OUT OF REACH OF CHILDREN
WARNING/AVISO**

Si usted no entiende la etiqueta, busque a alguien para que se la explique a usted en detalle.
(If you do not understand the label, find someone to explain it to you in detail.)

**FOR MEDICAL AND TRANSPORTATION EMERGENCIES ONLY
CALL 24 HOURS A DAY 1-800-832-HELP (4357)**

For Product Use Information, call 1-877-TERMIDOR

Net Contents:

FIRST AID

If swallowed	<ul style="list-style-type: none">• Call a poison control center or doctor immediately for treatment advice.• Have a person sip a glass of water if able to swallow.• DO NOT induce vomiting unless told to by a poison control center or doctor.• DO NOT give anything by mouth to unconscious person.
If on skin or clothing	<ul style="list-style-type: none">• Take off contaminated clothing.• Rinse skin immediately with plenty of water for 15 to 20 minutes.• Call a poison control center or doctor for treatment advice.
If inhaled	<ul style="list-style-type: none">• Move person to fresh air.• If person is not breathing, call 911 or ambulance; then give artificial respiration, preferably by mouth to mouth, if possible.• Call a poison control center or doctor for treatment advice.
If in eyes	<ul style="list-style-type: none">• Hold eyes open and rinse slowly and gently with water for 15 to 20 minutes. Remove contact lenses, if present, after the first 5 minutes; then continue rinsing eyes.• Call a poison control center or doctor for treatment advice.

HOTLINE NUMBER

Have the product container or label with you when calling a poison control center or doctor, or going for treatment. In case of medical emergency involving this product, call BASF Corporation at 1-800-832-HELP (4357) or dial 911.

NOTE TO PHYSICIAN: There is no specific antidote. All treatment should be based on observed signs and symptoms of distress in the patient. Overexposure to materials other than this product may have occurred. In severe cases of overexposure by oral ingestion, lethargy, muscle tremors, and in extreme cases, possibly convulsions may occur.

Precautionary Statements

Hazards to Humans and Domestic Animals

WARNING. May be fatal if swallowed or absorbed through skin or inhaled. Causes moderate eye irritation. **DO NOT** get in eyes, on skin, or on clothing. **DO NOT** breathe spray mist.

Personal Protective Equipment (PPE)

Applicators and other handlers must wear:

- Long-sleeved shirt and long pants
- Shoes plus socks
- Chemical-resistant gloves, such as barrier laminate, butyl rubber ≥ 14 mils, nitrile rubber ≥ 14 mils, neoprene rubber ≥ 14 mils, natural rubber* ≥ 14 mils, polyethylene, polyvinyl chloride (PVC) ≥ 14 mils, or viton ≥ 14 mils

* Includes natural rubber blends and laminates

When mixing and loading:

- a chemical-resistant apron

When working in a non-ventilated space, including but not limited to basements and crawl spaces, all pesticide handlers must wear:

- A dust/mist filtering respirator which includes a NIOSH approved respirator with any N, R, P, or HE filter or NIOSH approval number prefix TC-84A

When working in a non-ventilated space, including but not limited to basements and crawl spaces or when applying termiticide by rodding or sub-slab injection, all pesticide handlers must wear:

- Protective eyewear (goggles, a faceshield, or safety glasses with front, brow, and temple protection)

Follow the manufacturer's instructions for cleaning/maintaining PPE. If no such instructions for washables exist, use detergent and hot water. Keep and wash PPE separately from other laundry.

USER SAFETY RECOMMENDATIONS

Users should:

- Wash thoroughly with soap and water after handling. Wash hands before eating, drinking, chewing gum, using tobacco, or using the toilet.
- Remove clothing/PPE immediately if pesticide gets inside. Then wash thoroughly and put on clean clothing.
- Remove PPE immediately after handling this product. Wash the outside of gloves before removing. As soon as possible, wash thoroughly and change into clean clothing.

Environmental Hazards

For terrestrial uses, this pesticide is toxic to birds, fish, and aquatic invertebrates. **DO NOT** apply directly to water, or to areas where surface water is present, or to intertidal areas below the mean high water mark. Runoff from treated areas may be hazardous to aquatic organisms in neighboring areas. Care must be taken to avoid runoff. **DO NOT** contaminate water by cleaning equipment or disposal of wastes. **DO NOT** contaminate water when disposing of equipment washwater or rinseate.

Directions For Use

It is a violation of federal law to use this product in a manner inconsistent with its labeling. Read the entire label before using this product.

Termidor® 80 WG Termiticide/Insecticide cannot be used to formulate, reformulate, or repackage into any other pesticide product without the written permission of BASF Corporation.

For use only by individuals/firms licensed or registered by the state to apply termiticide and/or general pest control products. States may have more restrictive requirements regarding qualifications of persons using this product. Consult the structural pest control regulatory agency of your state before use of this product.

STORAGE AND DISPOSAL

DO NOT contaminate water, food, or feed by storage or disposal.

Pesticide Storage

Store unused product in original container only, out of reach of children and animals.

Pesticide Disposal

To avoid waste, use all material in this container by application according to label directions. If wastes cannot be avoided, offer remaining product to a waste disposal facility or pesticide disposal program (often such programs are run by state or local governments or by industry).

Container Handling

Water soluble packages should be placed directly into the spray tank containing some water.

(for plastic containers)

Nonrefillable Container. DO NOT reuse or refill this container. After completely emptying container into application equipment, offer for recycling, if available, or reconditioning, if appropriate, or puncture and dispose of in a sanitary landfill, or by incineration, or by other procedures approved by state and local authorities.

(for foil overpackaging)

Nonrefillable Container. DO NOT reuse or refill this container. After completely emptying container into application equipment, dispose of empty bag in a sanitary landfill, or by incineration, or by other procedures approved by state and local authorities.

Spills

In case of large-scale spill of this product, call:

- CHEMTREC 1-800-424-9300
- BASF Corporation 1-800-832-HELP (4357)

Steps to take if this material is released into the environment or spilled:

- Wear **Personal Protective Equipment (PPE)** and avoid exposure when managing a spill. (See **Precautionary Statements** section of this label for required PPE.)
- **For solid (dry powder) spills** - Clean up dry powder resulting from container or water soluble package breakage by carefully sweeping material into a pile and placing it in an appropriate container. Avoid dust generation.

Ensure adequate decontamination of tools and equipment following cleanup.

- **For liquid (diluted) spills** - Dike and contain the spill with inert material (e.g., sand, earth) and transfer liquid and solid diking material to separate containers for disposal. Small-scale spills of **Termidor 80 WG** finished dilution (that can be cleaned up with a typical spill kit) may be applied to labeled sites.
- Remove contaminated clothing, and wash affected skin areas with soap and water. Wash clothing before reuse.
- Keep spill out of all sewers and open bodies of water.

Formulation

Termidor 80 WG is formulated as a dry powder containing 80% fipronil and is packaged in water soluble packages ("paks"). Paks are contained within a resealable plastic overpack container.

- **DO NOT** allow paks to become wet before adding them to the spray tank.
- **DO NOT** handle the paks with wet gloves.
- **DO NOT** handle the paks roughly as this may cause breakage of the paks.

NOTE: If a pak gets wet before placement in the spray tank, return the 'wet' pak to the resealable overpack container. Then pour the contents of the 'wet' pak directly into the spray tank from the resealable plastic overpack container and follow mixing instructions.

NOTE: Unused paks must be re-sealed in the plastic overpack container.

Use Directions for Prevention and/or Control of Termites and Other Wood-infesting Pests

Use Restrictions

- When treating adjacent to an existing structure, the applicator must check the area to be treated, and immediate adjacent areas of the structure, for visible and accessible cracks and holes to prevent any leak or significant exposure to residents, children, other persons, or pets occupying the structure. People present or residing in the structure during application must be advised to remove themselves and pets from the structure if they see any sign of leakage. After application, the applicator must check for leaks. All leaks resulting in the deposition of termiticide in locations other than those prescribed on this label must be cleaned up before leaving the application site. **DO NOT** allow residents, children, other persons, or pets to contact contaminated areas or to reoccupy contaminated areas of the structure until the cleanup is completed.
- Before the applicator drills and treats through concrete structures (e.g., patios, porches, sidewalks, foundation slabs), first determine there are no habitable areas below that could be unintentionally contaminated by the treatment.

- Only protected applicators wearing personal protective equipment, as required by this product label, are allowed to be in the immediate area during application.
- All drill holes, in commonly occupied areas into which product has been applied, must be plugged. Plugs must be of a non-cellulose material or covered by an impervious, non-cellulose material (e.g., Portland cement).
- **DO NOT** apply product until heating/air conditioning ducts, air vents, plumbing pipes, sewer lines, floor drains, heating pipes, and electrical lines/conduits are known and identified. **DO NOT** puncture or contaminate any of these.
- **DO NOT** use this product in voids insulated with rigid foam.
- **DO NOT** treat within a distance of one foot out from the drip line of edible plants.
- **DO NOT** contaminate public and private water supplies.
- **DO NOT** make treatments while precipitation is occurring.
- **DO NOT** treat soil that is water saturated, or frozen, or in conditions where runoff or movement from the treatment area/site will occur.
- **DO NOT** use in a spray tank with borate contaminants.

Product Information

When used as directed in this label, **Termidor® 80 WG Termiticide/Insecticide** (henceforth referred to as **Termidor 80 WG**), provides effective prevention and/or control of listed termites and other wood-infesting pests. To maximize the potency of **Termidor 80 WG**, apply the finished dilution in continuous treated zone(s) to prevent termites or other wood-infesting pests from infesting the wood to be protected.

Termidor 80 WG finished dilution must only be applied by licensed technicians familiar with standard techniques used to prevent and/or control termite and other wood-infesting pests. **Termidor 80 WG** finished dilution is highly effective against a variety of subterranean, arboreal, drywood, and dampwood termites (e.g., *Reticulitermes*, *Coptotermes*, *Heterotermes*, *Nasutitermes*, and *Zootermopsis*), and other wood-infesting pests (e.g., carpenter ants, beetles, borers).

Termidor 80 WG is labeled for use at 0.06%, 0.09%, or 0.125% finished dilution. The 0.06% finished dilution should be used for typical prevention and/or control situations. Where severe termite or other wood-infesting pest infestations, problem soils, or problem construction types exist, it is advisable to use 0.09% or 0.125% **Termidor 80 WG** finished dilution, if permitted in the applicable use directions throughout this label. Where permitted within the use directions, **Termidor 80 WG** can be applied as a foam application as directed in the **Foam Applications for Prevention and/or Control of Termites, Wood-infesting Pests, and General Pest Control** section of this label.

Mixing Instructions

To prepare the spray mixture, remove the **Termidor 80 WG** paks from the overpack container and mix in the following manner:

1. Fill the spray tank 1/4 to 1/3 full with water. **NOTE:** Filling hose must be equipped with an anti-backflow device or water flow must include an air gap to protect against back-siphoning.
2. Start pump to begin bypass agitation and place end of treating tool in the spray tank to allow circulation through hose.
3. Add the specified number of **Termidor 80 WG** paks. Refer to **Table 1** to determine the specified number of **Termidor 80 WG** paks and water to add to prepare the desired amount of finished dilution.
4. Add remaining amount of water.
5. Let the pump run and allow recirculation through the hose back into the spray tank until all paks in the spray tank have dissolved and the **Termidor 80 WG** has completely dispersed. Depending on the water temperature and thoroughness of agitation, paks should dissolve within a few minutes after they were added to the water. **NOTE:** Paks dissolve slower in cold water.

NOTE: For a spray tank pre-filled with water, follow steps 2, 3, and 5 above.

NOTE: Recirculation/agitation may not be required for in-line injection or other application systems.

(Table 1.) Desired Termidor 80 WG Concentration†		
	Water (gals)	Paks†† to Add
0.06% Termidor 80 WG Finished Dilution (gals)	25	1
	50	2
	100	4
0.09% Termidor 80 WG Finished Dilution (gals)	17	1
	34	2
	67	4
	100	6
0.125% Termidor 80 WG Finished Dilution (gals)	25	2
	50	4
	100	8

† Percentage weight of fipronil to weight of spray dilution

†† Each pak of **Termidor 80 WG** weighs 2.61 ounces and contains 2.1 ounces of fipronil.

Application Volume

To provide maximum prevention and/or control and protection against termite and other wood-infesting pest infestations, apply the volumes of **Termidor 80 WG** finished dilution specified in the use directions throughout this label.

However, if soil will not accept labeled volumes of **Termidor 80 WG**, twice the concentration of **Termidor 80 WG** may be applied in half the volume of finished dilution. For example, if 0.06% **Termidor 80 WG** cannot be applied to achieve 4 gallons finished dilution per

10 linear feet per foot of depth, then 0.125%

Termidor® 80 WG Termiticide/Insecticide applied in 2 gallons finished dilution per 10 linear feet per foot of depth may be substituted.

NOTE: Large reductions of application volume reduce the ability to obtain a continuous treated zone. Variance is allowed when volume and concentration are consistent with label-directed rates and a continuous treated zone is still achieved. At reduced application volume, it may be necessary for the applicator to drill holes closer than 12 inches apart to create a continuous treated zone.

Pre-construction Termite Treatments

Basic Information for Pre-construction Termite Treatments

For pre-construction treatments, up to and including installation of the finished grade:

- **DO NOT** apply at a **LOWER** dosage and/or concentration than 0.06%, 0.09%, or 0.125% for horizontal and vertical treatments.
- **DO NOT** apply at a **LOWER** finished dilution volume than 1.0 to 1.5 gallons per 10 square feet for concrete slabs on ground or in basements (horizontal treated zones).
- **DO NOT** apply at a **LOWER** finished dilution volume than 2 gallons per 10 linear feet per foot of depth for vertical treated zones along the interior and exterior perimeter of foundation walls and around pillars and other foundation elements.

Before each application, applicators must notify the general contractor, construction superintendent, or similar responsible party, of the intended **Termidor 80 WG** finished dilution application and intended sites of application and instruct the responsible person to notify construction workers and other on-site individuals to leave the treatment area and not return until **Termidor 80 WG** finished dilution has been absorbed into the soil.

Pre-construction treatments include treatments made during all phases of construction up to and including installation of the final grade. Effective pre-construction termite prevention and/or control is achieved by establishing thorough and complete horizontal and vertical treated zones.

When trenching, trenches must be a minimum of 6 inches deep (no deeper than the bottom of the footing) and need not be wider than 6 inches. When trenching in sloping (tiered) soil, the trench must be stepped to ensure adequate distribution and to prevent **Termidor 80 WG** finished dilution from running out of the trench. Mix the finished dilution with the soil as it is replaced in the trench.

When treating foundations deeper than 4 feet, apply **Termidor 80 WG** finished dilution as the backfill is being replaced, or, if the construction contractor fails to notify the applicator in sufficient time to permit this, treat the

foundation to a minimum depth of 4 feet after the backfill has been installed.

- The applicator must trench and rod into the trench or trench alone along the foundation walls and around pillars and other foundation elements at the rate indicated from grade to a minimum depth of 4 feet.
- When the top of the footing is exposed, the applicator must treat the soil adjacent to the footing to a depth not to exceed the bottom of the footing.
- **DO NOT** treat a structure below the bottom of the footing.

Concrete Slab on Ground or in Basements (including Monolithic/Floating/Supported Concrete Slabs)

Horizontal treated zone(s) and interior vertical treated zone(s) applications should be made before covering area with the concrete slabs.

Horizontal Treated Zones

Apply an overall treatment of 0.06%, 0.09%, or 0.125% **Termidor 80 WG** finished dilution to the entire surface that is to be covered beneath the concrete slab. This includes the slab under the actual living area, plus carports, porches, basement floors, and any extended entrances. Apply at the rate of 1.0 to 1.5 gallons **Termidor 80 WG** finished dilution per 10 square feet. For horizontal treatments around anything that will penetrate the slab (e.g., utility service, plumbing lines), apply **Termidor 80 WG** finished dilution at the rate of 1.0 to 1.5 gallons finished dilution per one square foot. Make these applications using a coarse application nozzle with a nozzle pressure of 25 PSI or less, spraying the dilution evenly and uniformly over the entire area treated.

If the concrete slab is poured before horizontal treatment, **Termidor 80 WG** finished dilution must be used to treat penetrations, joints, bath traps, shower pan drain accesses, etc., as detailed in the **Post-construction Conventional Structural Termite Treatments** section of this label. However, it is advised that complete horizontal treated zones be created before slab pour.

Vertical Treated Zones

Apply **Termidor 80 WG** finished dilution at the rate of 1.0 to 1.5 gallons finished dilution per square foot around anything penetrating the slab (e.g., utility services, plumbing lines). Apply 4 gallons of 0.06%, 0.09%, or 0.125% **Termidor 80 WG** finished dilution per 10 linear feet per foot of depth along the interior and exterior perimeter of foundation walls and around pillars and other foundation elements. Treatments to the exterior perimeter of foundation walls and other exterior foundation elements must only be made after completion of the final exterior grade. Use low-pressure spray (25 PSI or less at the nozzle) to treat soil as it is replaced into the trench.

- Make vertical treatments by trenching and rodding into the trench or by trenching alone from grade to a minimum depth of the top of the footing, or if the footing

is more than 4 feet below grade, to a minimum depth of 4 feet. **DO NOT** treat a structure below the bottom of the footing. When rodding from grade or from the bottom of the trench, rod holes must be spaced no wider than 12 inches apart and not extend below the footing.

Crawl Spaces

For crawl spaces, apply vertical treatments of 0.06%, 0.09%, or 0.125% **Termidor® 80 WG**

Termiticide/Insecticide finished dilution at the rate of 4 gallons per 10 linear feet per foot of depth from grade to the top of the footing, or if the footing is more than 4 feet below grade, to a minimum depth of 4 feet. Apply by trenching and rodding into the trench, or trenching. Treat both sides of the foundation and all piers and pipes. Where physical obstructions such as concrete walkways adjacent to foundation elements prevent trenching, make treatment by rodding alone. When soil type and/or conditions make trenching prohibitive, use rodding. When the top of the footing is exposed, the applicator must treat the soil adjacent to the footing to a depth of 4 feet or not to exceed the bottom of the footing. Mix the finished dilution with the soil as it is replaced in the trench.

- **DO NOT** treat a structure below the bottom of the footing. When rodding from grade or from the bottom of the trench, rod holes must be spaced no wider than 12 inches apart and not extend below the bottom of the footing.

Hollow Block Foundations/Voids

Hollow block foundations or voids in masonry resting atop the footing may be treated to create continuous treatment zones in treatment areas. Drill and treat voids in multiple masonry elements of the structure extending from the structure to the soil to create continuous treatment zones in the treatment area. Drill and treat into voids of masonry elements, if not openly accessible. Apply at the rate of 2 gallons of 0.06%, 0.09%, or 0.125% **Termidor 80 WG** finished dilution per 10 linear feet of footing using a nozzle pressure of 25 PSI or less. When using this treatment, drill access holes below the sill plate and as close as possible to the footing as is practical. Applicators must inspect areas of possible runoff (e.g., voids and blocks, rubble foundation walls) as a precaution against application leakage in the treated areas. Some areas may not be treatable or may require mechanical alteration before treatment.

Post-construction Conventional Structural Termite Treatments

Basic Information for Post-construction Conventional Structural Termite Treatments

For post-construction conventional **Termidor 80 WG** applications made after the final grade is installed to protect the structure from termite infestation and/or for controlling existing termite populations, use a 0.06%, 0.09%, or 0.125% **Termidor 80 WG** finished dilution.

The applicator must trench and rod into the trench or trench alone along the foundation walls and around pillars and other foundation elements from grade to the top of the footing. When trenching, trenches must be a minimum of 6 inches deep (no deeper than the bottom of the footing) and need not be wider than 6 inches. When trenching in sloping (tiered) soil, the trench must be stepped to ensure adequate distribution and to prevent **Termidor 80 WG** finished dilution from running out of the trench. Mix the finished dilution with the soil as it is replaced in the trench.

When the footing is more than 4 feet below grade, the applicator has the option to either (1) trench and rod to a minimum depth of 4 feet into the trench along the foundation walls or (2) trench alone along the foundation walls to a minimum depth of 4 feet. The actual depth of treatment will vary depending on soil type, degree of compaction, and location of termite activity. When the top of the footing is exposed, the applicator must treat the soil adjacent to the footing to a depth of 4 feet but not to exceed the bottom of the footing. **DO NOT** treat a structure below the bottom of the footing.

Exterior concrete structures adjoining the foundation (e.g., patios, porches, sidewalks) may be drilled followed by a sub-slab injection treatment of **Termidor 80 WG** finished dilution so as to complete the exterior perimeter treatment zones along the foundation walls. All drill holes in commonly occupied areas into which **Termidor 80 WG** finished dilution has been applied must be plugged. Plugs must be of a non-cellulose material or covered by an impervious, non-cellulose material such as Portland cement.

DO NOT apply **Termidor 80 WG** finished dilution until location and type of the following construction elements are known and identified. **DO NOT** puncture any of these during application.

- Electrical lines/conduits
- Heat or air-conditioning ducts and vents
- Water and sewer (or plumbing) lines

Concrete Slab Over Soil (including Monolithic/Floating/Supported Concrete Slabs)

Exterior Perimeter

Apply 4 gallons of 0.06%, 0.09%, or 0.125% **Termidor 80 WG** finished dilution by trenching and rodding into the trench or trenching alone along the foundation per 10 linear feet per foot of depth, or, if the footing is more than 4 feet below grade, to a minimum depth of 4 feet. Rod holes must be spaced no wider than 12 inches apart and not extend below the bottom of the footing.

Sub-slab Injection

Sub-slab injection treatments using a 0.06%, 0.09%, or 0.125% **Termidor 80 WG** finished dilution can be made from the interior of the structure, or, in cases when this is not possible, by drilling through the foundation from the exterior as follows:

- **Vertical Drilling/Injection** - To treat under the slab, drill vertically through the slab along the interior perimeter of the foundation, including the garage. Drill holes along concrete expansion joints, cracks, plumbing, and utility services penetrating the slab. If there is clear evidence of termite activity or damage in an interior partition wall, it may be necessary to drill holes along one side of the slab adjacent to the interior partition wall. All drill holes through the slab must be spaced no wider than 12 inches apart. Apply **Termidor® 80 WG Termiticide/Insecticide** finished dilution to the soil below the slab by injecting through the holes drilled through the slab at the rate of 4 gallons per 10 linear feet per foot of depth. For best results, applications can be made with a lateral-dispersal nozzle.
- **Horizontal Drilling/Rodding/Sub-slab Injection from the Exterior of the Foundation** - Use this technique to treat underneath the slab only when floors or interior design elements do not allow for vertical drilling. Horizontal short-rodding practices can be used to establish a continuous treated zone in the soil closest to the interior of the foundation wall. Drill holes from the exterior of the foundation at an angle which allows **Termidor 80 WG** finished dilution to be deposited below heating ducts, water/sewer lines, and electrical conduits, if present. Horizontal long-rodding practices may only be employed to treat areas underneath the slab not accessible by vertical rodding or horizontal short-rodding. **DO NOT** use long rods exceeding 20 feet. For horizontal rodding applications, drill holes through the foundation must be spaced no wider than 12 inches apart. Inject **Termidor 80 WG** finished dilution into the holes at the rate of 4 gallons per 10 linear feet per foot of depth. These applications can be made with a lateral-dispersal nozzle.
- **Shower Pan Drains** - Soil beneath and adjacent to shower pan drains may be treated. Drill through the slab adjacent to the shower pan drain and apply **Termidor 80 WG** finished dilution by sub-slab injection to the soil below. Foam can be used to maximize dispersion. Multiple access points adjacent to the shower pan drain may be drilled. A directional dispersion tip may be used to enhance treatment of the soil below the shower pan drain. Treat soil with a minimum of 1 gallon, but no more than 4 gallons **Termidor 80 WG** finished dilution per shower pan drain. Horizontal rodding can be used to access and treat the soil associated with the shower pan drain.
- **Bath Traps** - Treat exposed soil or soil covered with tar or similar sealant beneath or around plumbing and/or drainpipe entry areas. Tar or sealant may have to be removed to allow for adequate soil treatment. An access door or inspection portal may be installed if not already present. After inspection and removal of wood/cellulose debris, the soil can be treated by rodding or drenching the soil with **Termidor 80 WG** finished dilution at the rate of 1 to 4 gallons per square foot.

Structures with French Drains and Sump Pumps

French drains eliminate water at the footing along a foundation perimeter. They are common in hollow block foundation structures to drain water seeping from the exterior perimeter or underneath the foundation. Soil must be dry before applying to sites with French drains.

DO NOT rod through the slab any closer than 24 inches to the French drain to prevent **Termidor 80 WG** finished dilution seepage and/or damage to the drain or the tiles.

DO NOT apply **Termidor 80 WG** within 5 feet of the sump pump pit and pump. To prevent drainage/seepage from the block into the drain, **DO NOT** drill through hollow block foundations that border the French drain.

Once French drains have been identified and located, apply a 0.06%, 0.09%, or 0.125% **Termidor 80 WG** finished dilution as follows:

1. Unplug the sump pump. Inspect sump pump pit for water. If no water is present, the treatment can be made provided the sump pump remains unplugged, or
2. if water is in the sump pump pit, unplug the sump pump and remove four cups of water from the sump pump pit. Mark the water level. Wait 10 minutes and check the water level in the sump pump pit again. If the water level has risen, there is too much seepage to perform the treatment at this time. If the water level does not rise, make the treatment provided the sump pump remains unplugged.

During application, check the sump pump pit every few minutes for the presence of **Termidor 80 WG** finished dilution. If detected, stop treatment immediately and remove the contents of the sump pump pit before plugging in the sump pump again. Either apply the removed sump pump pit contents to a labeled site or dispose of the removed contents as directed by this label in the **Pesticide Disposal** section.

Note: For structures with French drains located adjacent to the outside of the foundation, refer to the **Structures with Adjacent Wells/Cisterns and/or Other Water Bodies** section of this label.

Basement Structures

Exterior Perimeter

Apply by trenching and rodding into the trench or trenching alone along the exterior foundation perimeter at the rate of 4 gallons of 0.06%, 0.09%, or 0.125% **Termidor 80 WG** finished dilution per 10 linear feet per foot of depth, or if the footing is more than 4 feet below grade, to a minimum depth of 4 feet. Rod holes must be spaced no wider than 12 inches apart. **DO NOT** treat a structure below the bottom of the footing.

Interior Perimeter

To treat under the basement floor slab, drill vertically through the slab along the interior perimeter of the foundation. Drill holes along concrete expansion joints,

cracks, plumbing, and utility services penetrating the slab. Drill holes along both sides of partition foundation walls. It may be necessary to drill holes along one side of the slab adjacent to a non-foundation interior partition wall if there is clear evidence of termite activity in the wall. All drill holes through the slab must be spaced no wider than 12 inches apart. Inject 0.06%, 0.09%, or 0.125% **Termidor® 80 WG Termiticide/Insecticide** finished dilution into the drill holes at the rate of 4 gallons per 10 linear feet per foot of depth. This application can be made with a lateral-dispersal nozzle.

Crawl Spaces

NOTE: Before treatment, turn off any air circulation system that moves air from area(s) to be treated to an untreated interior space of the structure until application has been completed and all Termidor 80 WG finished dilution has been absorbed by the soil.

Accessible Crawl Space Construction

For accessible crawl spaces, apply vertical treatments of 0.06%, 0.09%, or 0.125% **Termidor 80 WG** finished dilution at the rate of 4 gallons per 10 linear feet per foot of depth from grade to the top of the footing, or if the footing is more than 4 feet below grade, to a minimum depth of 4 feet. Apply by trenching and rodding into the trench, or trenching alone. Treat both sides of the foundation and around all piers and pipes. Where physical obstructions such as concrete walkways adjacent to foundation elements prevent trenching, treatment may be made by rodding alone. When soil type and/or conditions make trenching prohibitive, rodding may be used. When the top of the footing is exposed, the applicator must treat soil adjacent to the footing to a depth not to exceed the bottom of the footing.

- **DO NOT** treat a structure below the bottom of the footing. When rodding from grade or from the bottom of the trench, rod holes must be spaced no wider than 12 inches apart and not extend below the bottom of the footing.

To prevent standalone (i.e., not associated with foundation elements) termite shelter tube formation between soil and structural members in previously untreated area(s), an overall soil treatment of **Termidor 80 WG** may be applied. Remove all cellulose debris before treatment. Apply at 1.0 to 1.5 gallons of 0.06%, 0.09%, or 0.125% **Termidor 80 WG** finished dilution per 10 square feet to provide uniform treated zones. Apply using a coarse application nozzle with a nozzle pressure of 25 PSI or less.

Inaccessible Crawl Space Construction

For inaccessible interior areas (e.g., areas where there is insufficient clearance between floor joists and ground surfaces to allow operator access), excavate, if possible, and treat according to the instructions for accessible crawl spaces. Otherwise, apply one or a combination of the following two methods:

1. To establish treated zones, apply to the soil, wood, and/or structural members at 1.0 to 1.5 gallons of 0.06%, 0.09%, or 0.125% **Termidor 80 WG** finished dilution per 10 square feet using a coarse application nozzle with a nozzle pressure of 25 PSI or less. For an area that cannot be reached with the application wand, use one or more extension rods to make the application to the soil. **DO NOT** broadcast or power spray with high pressure.
2. To establish treated zones, drill through the foundation wall or through the floor above and treat the soil adjacent to the foundation wall and/or soil, wood, and structural members at the rate of 1.0 to 1.5 gallons of 0.06%, 0.09%, or 0.125% **Termidor 80 WG** finished dilution per 10 square feet. Drill spacing must be at intervals no wider than 16 inches apart. Check state regulations; many states have smaller intervals. Soil adjacent to foundation elements may be treated with short-rodding or long-rodding techniques without drilling if access for treatment tool to soil site is available.

Hollow Block Foundations/Voids

Hollow block foundations or voids in masonry resting atop the footing may be treated. Drill and treat voids in multiple masonry elements of the structure extending from the structure to the soil to create continuous treatment zones in the treatment area. Applicators may drill and treat into voids of masonry elements if not openly accessible. Apply at the rate of 2 gallons of 0.06%, 0.09%, or 0.125% **Termidor 80 WG** finished dilution per 10 linear feet of footing using a nozzle pressure of 25 PSI or less. When using this treatment, drill access holes below the sill plate and as close as possible to the footing as is practical. Applicators must inspect areas of possible runoff (e.g., voids and blocks, rubble foundation walls) as a precaution against application leakage in the treated areas. Some areas may not be treatable or may require mechanical alteration before treatment.

Treatment of Structures with Wells or Cisterns

- **DO NOT contaminate wells or cisterns.**
- **DO NOT** apply **Termidor 80 WG** finished dilution within 5 feet of any well or cistern.

Soil between 5 and 10 feet from a well or cistern must only be treated by the backfill method described here. Treatment of soil adjacent to water pipes within 3 feet of grade must only be done by the backfill method.

Backfill Method

1. Trench and remove soil to be treated and place onto heavy plastic sheeting or similar material or into a wheelbarrow.
2. Treat soil at the rate of 4 gallons 0.06%, 0.09%, or 0.125% **Termidor 80 WG** finished dilution per 10 linear feet per foot of depth of the trench, or 1 gallon per cubic

foot of soil. Mix thoroughly into the soil to contain the liquid and prevent runoff or spillage.

3. After the soil has absorbed the **Termidor® 80 WG Termiticide/Insecticide** finished dilution, return the soil into the trench.

Structures with Adjacent Wells/Cisterns and/or Other Water Bodies

Applicators must inspect all structures near water sources (e.g., wells, cisterns, surface ponds, streams, other bodies of water) and evaluate, at a minimum, the following treatment directions before application of 0.06%, 0.09%, or 0.125% **Termidor 80 WG** finished dilution.

1. Before treatment, if feasible, expose the water pipe(s) coming from the well to the structure if the pipe(s) enter the structure within 3 feet of grade. Treat soil adjacent to the water pipe(s) according to the backfill method described above.
2. Before treatment, applicators are advised to take precautions to limit the risk of applying **Termidor 80 WG** finished dilution into subsurface drains that could empty into bodies of water. Precautions include evaluating whether application to the top of the footing will result in contamination of the subsurface drain. The applicator should take into account factors such as depth to the drain system, soil type, and degree of soil compaction when determining the depth of treatment.
3. When appropriate (e.g., on the water side of the structure), the treated backfill method can also be used to minimize off-site movement of **Termidor 80 WG** finished dilution.

Plenum Construction

NOTE: Before treatment, turn off any air circulation system that moves air from area(s) to be treated to an untreated interior space of the structure until application has been completed and all Termidor 80 WG finished dilution has been absorbed by the soil.

Follow the directions listed in **Accessible Crawl Space Construction**, including instructions for sloping (tiered) soils, when making applications of 0.06%, 0.09%, or 0.125% **Termidor 80 WG** finished dilution to the soil exterior to the foundation walls.

For interior treatment of plenum structures that use a sealed underfloor space to circulate heat and/or cooled air throughout the structure:

1. Ensure the sealing fabric and anything on the sealing fabric is removed to expose no more than 18 inches adjacent to all foundation structures, including foundation walls, interior piers, pipes, and any other structures with soil contact. Follow the preceding instructions for exterior and interior treatment of **Accessible Crawl Space Construction**.
2. After the **Termidor 80 WG** finished dilution has been absorbed by the soil, replace the sealing fabric and anything to be placed on the fabric to its original, pre-treatment position.

Post-construction Exterior Perimeter/Localized Interior (EP/LI) Structural Termite Treatments*

* Not approved for use in Louisiana.

Basic Information for Post-construction EP/LI Structural Termite Treatments

For post-construction Exterior Perimeter/Localized Interior (EP/LI) **Termidor 80 WG** applications made after the final grade is installed to protect the structure from termite infestation and/or for controlling existing termite populations, use a 0.06%, 0.09%, or 0.125% **Termidor 80 WG** finished dilution.

Termidor 80 WG finished dilution can be used to protect structures by following either the use directions in the **Post-construction Conventional Structural Termite Treatments** or the **Post-construction Exterior Perimeter/Localized Interior (EP/LI) Structural Termite Treatments** sections of this label. For structural termite protection, first establish a continuous treated zone along the exterior of the foundation of the structure. Localized interior treatments are also made to areas where known termite activity is observed. If no termite activity is observed on the interior of the structure at treatment time, interior local treatments are not required.

The EP/LI treatment method is designed to be non-invasive to the interior of the structure by applying a continuous treatment along the exterior of the foundation and treating interior areas that show termite activity. It may not be considered a conventional complete treatment. If you have questions regarding this treatment, consult your lead state agency.

Termite activity is defined as one or more of the following infestation conditions:

- Alates (winged termites) have swarmed in the interior of the structure or live termites are found to be active within the structure.
- There is clear evidence of termite activity on or in the structure (e.g., mud tubes, galleries in wood) and live termites.

DO NOT apply **Termidor 80 WG** finished dilution as an EP/LI treatment at an application volume or rate less than specified within the **Post-construction Exterior Perimeter/Localized Interior (EP/LI) Structural Termite Treatments** section of this label.

Exterior Perimeter Treatment

When conducting an exterior perimeter application, **Termidor 80 WG** finished dilution must be applied to provide a continuous treatment zone to prevent termites from infesting the structure. All drill holes in commonly occupied areas into which **Termidor 80 WG** finished dilution has been applied must be plugged. Plugs must be of a non-cellulose material or covered by an impervious, non-cellulose material such as Portland cement.

When trenching, trenches must be a minimum of 6 inches deep (no deeper than the bottom of the footing) and need not be wider than 6 inches. When trenching in sloping (tiered) soil, the trench must be stepped to ensure adequate distribution and to prevent **Termidor® 80 WG Termiticide/Insecticide** finished dilution from running out of the trench. Mix the finished dilution with the soil as it is replaced in the trench.

Where physical obstructions (e.g., concrete walkways adjacent to foundation elements) prevent trenching, treatment may be made by rodding alone. When soil type and/or conditions make trenching prohibitive, rodding may be used with rod holes no wider than 12 inches apart. Drilling and sub-slab injection treatment of sub-soil is necessary for exterior concrete structures adjoining the foundation (e.g., patios, porches, sidewalks) to complete the exterior perimeter treatment zone. For driveways, exterior drilling is necessary only around building supports or wall elements that are permanently and physically located at driveway joints. **DO NOT** treat a structure below the bottom of the footing.

Concrete Slab on Ground (including Monolithic/Floating/Supported Concrete Slabs)

Apply along the exterior foundation perimeter by trenching and rodding into the trench or trenching alone at the rate of 4 gallons 0.06%, 0.09%, or 0.125% **Termidor 80 WG** finished dilution per 10 linear feet per foot of depth. Rod holes must be spaced to create a continuous treatment zone but no wider than 12 inches apart. **DO NOT** treat a structure below the bottom of the footing.

Basement and Inaccessible Crawl Space Construction

For basements, apply along the exterior foundation perimeter by trenching and rodding into the trench or trenching alone at the rate of 4 gallons of 0.06%, 0.09%, or 0.125% **Termidor 80 WG** finished dilution per 10 linear feet per foot of depth from grade to the top of the footing, or if the footing is more than 4 feet below grade, to a minimum depth of 4 feet. Rod holes must be spaced to create a continuous treatment zone but no wider than 12 inches apart. **DO NOT** treat a structure below the bottom of the footing.

If termite activity is found on the interior of an inaccessible crawl space, the area with termite activity must be treated at a rate of 1.0 to 1.5 gallons of 0.06%, 0.09%, or 0.125% **Termidor 80 WG** finished dilution per 10 square feet. A localized interior treatment must be made at the site of the termite activity and at least 2 feet in both directions from the termite activity. Choose the appropriate application technique for treating inaccessible crawl space construction from the techniques listed earlier in the **Post-construction Conventional Structural Termite Treatments** section of this label. When the top of the footing is exposed, the applicator must treat soil adjacent to the footing to a depth not to exceed the bottom of the footing.

Accessible Crawl Space Construction

NOTE: Before treatment, turn off any air circulation system that moves air from area(s) to be treated to an untreated interior space of the structure until application has been completed and all Termidor 80 WG finished dilution has been absorbed by the soil.

For accessible crawl spaces, apply vertical treatments of 0.06%, 0.09%, or 0.125% **Termidor 80 WG** finished dilution at the rate of 4 gallons per 10 linear feet per foot of depth from grade to the top of the footing, or if the footing is more than 4 feet below grade, to a minimum depth of 4 feet. Treat the exterior of the foundation and around all piers and pipes where they touch soil. Where physical obstructions such as concrete walkways adjacent to foundation elements prevent trenching, make treatment by rodding alone. When soil type and/or conditions make trenching prohibitive, use rodding. When the top of the footing is exposed, the applicator must treat soil adjacent to the footing to a depth not to exceed the bottom of the footing.

- **DO NOT** treat a structure below the bottom of the footing. When rodding from grade or from the bottom of the trench, rod holes must be spaced no wider than 12 inches apart and must not extend below the bottom of the footing.

To prevent standalone (i.e., not associated with foundation elements) termite shelter tube formation between soil and structural members in previously untreated area(s), an overall soil treatment of **Termidor 80 WG** may be applied. Remove all cellulose debris before treatment. Apply at 1.0 to 1.5 gallons of 0.06%, 0.09%, or 0.125% **Termidor 80 WG** finished dilution per 10 square feet to provide uniform treated zones. Apply using a coarse application nozzle with nozzle pressure of 25 PSI or less.

Garages

Attached garage floors should be treated in structures.

Sub-slab Injection. Sub-slab injection treatments using a 0.06%, 0.09%, or 0.125% **Termidor 80 WG** finished dilution can be made from the interior of the garage, or, in cases where this not possible, by drilling through the foundation from the exterior as follows:

- **Vertical Drilling/Injection** - To treat under the slab, drill vertically through the slab along the interior perimeter of the garage foundation. Drill holes can be placed along concrete expansion joints, cracks, plumbing, and utility services penetrating the slab. If there is termite activity or damage in the wall, it may be necessary to drill holes along one side of the slab adjacent to an interior partition wall. All drill holes through the slab must be spaced no wider than 12 inches apart. Inject 0.06%, 0.09%, or 0.125% **Termidor 80 WG** finished dilution through the holes drilled through the slab at the rate of 4 gallons per 10 linear feet per foot of depth. For best results, make applications with a lateral-dispersal nozzle.

- **Horizontal Drilling/Rodding/Sub-slab Injection from the Exterior of the Garage Foundation** - Use this technique to treat underneath the slab only when floors or interior design elements do not allow for vertical drilling. Horizontal short-rodming practices can be used to establish a continuous treated zone in the soil closest to the interior of the foundation wall. Drill holes from the exterior of the foundation at an angle that allows **Termidor® 80 WG Termiticide/Insecticide** finished dilution to be deposited below heating ducts, water/sewer lines, and electrical conduits, if present. Horizontal long-rodming practices may only be employed to treat areas underneath the slab not accessible by vertical rodming or horizontal short-rodming. **DO NOT** use long rods exceeding 20 feet. For horizontal rodming applications, drill holes through the foundation must be spaced no wider than 12 inches apart. Inject a 0.06%, 0.09%, or 0.125% **Termidor 80 WG** finished dilution into the holes at the rate of 4 gallons per 10 linear feet per foot of depth. These applications can be made with a lateral-dispersal nozzle.

Localized Interior Treatment

Targeted interior applications may be made to vulnerable areas such as around plumbing/utility lines penetrating floors, shower pan drain, bath traps, or along expansion joints or settlement cracks. However, if known termite activity exists (as described at the beginning of the **Post-construction Exterior Perimeter/Localized Interior (EP/LI) Structural Termite Treatments** section of this label) in areas on the interior of the structure's living spaces (i.e., occupied areas of the structure) or non-living spaces (e.g., crawl spaces, plenums), a localized interior treatment must be made at the site of termite activity and at least 2 feet in two or more directions radiating from the site. All drill holes in commonly occupied areas into which **Termidor 80 WG** finished dilution has been applied must be plugged. Plugs must be of a non-cellulose material or covered by an impervious, non-cellulose material such as Portland cement.

NOTE: In conjunction with **Termidor 80 WG** finished dilution localized interior treatments, **Termidor® DRY termiticide (EPA Reg. No. 499-546)** may be applied to areas where termite damage is observed or where termite activity is present or suspected. **Termidor DRY** may only be applied in accordance with its approved label directions.

Interior Concrete Floor

If termite activity occurs in an interior wall or structural member, the area under the floor and behind the wall adjacent to the termite activity must be treated with a 0.06%, 0.09%, or 0.125% **Termidor 80 WG** finished dilution at a rate equal to 4 gallons per 10 linear feet. Foam can be used to maximize dispersion.

Hollow Block Foundations/Voids

If termite activity occurs in or in the vicinity (within 2 feet) of hollow block foundations or voids in masonry resting atop footings, the wall adjacent to the termite activity must be drilled if not openly accessible. Inject a 0.06%, 0.09%, or

0.125% **Termidor 80 WG** finished dilution into the void at a rate of 2 gallons per 10 linear feet of footing using a nozzle pressure of 25 PSI or less. This localized interior treatment to hollow block must be made at the site of the termite activity and to areas above the termite activity. Treatment must be made at least 2 feet in two or more directions radiating from the site of termite activity or along the wall pier or support post. Foam can be used to maximize dispersion. When using this treatment, drill access holes below the sill plate and as close to the footing as is practical. Applicators must inspect areas of possible runoff (e.g., voids and blocks, rubble foundation walls) as a precaution against application leakage in the treated areas. Some areas may not be treatable or may require mechanical alteration before treatment.

Shower Pan Drains

If termite activity is observed within two feet of a shower pan drain, soil beneath and adjacent to the shower pan drain must be treated. Drill through the slab adjacent to the shower pan drain and apply a 0.06%, 0.09%, or 0.125% **Termidor 80 WG** finished dilution by sub-slab injection to the soil below. Foam can be used to maximize dispersion. Multiple access points may be drilled adjacent to the shower pan drain. A directional dispersion tip may be used to enhance treatment of the soil below the shower pan drain. Treat soil with a minimum of 1 gallon, but no more than 4 gallons, of **Termidor 80 WG** finished dilution per shower pan drain. Horizontal rodming can be used to access and treat soil associated with the shower pan drain.

Bath Traps

If termite activity is observed within 2 feet of the bath trap, treat exposed soil or soil covered with tar or similar sealant beneath or around plumbing and/or drain pipe entry areas. Tar or sealant may have to be removed to allow for adequate soil treatment. An access door or inspection portal may be installed if not already present. After inspection and removal of all wood/cellulose debris, soil can be treated by rodming or drenching the soil with 0.06%, 0.09%, or 0.125% **Termidor 80 WG** finished dilution at the rate of 1 to 4 gallons per square foot.

Use with Other Termiticide Products

Use with Borate-based Termiticide Products

When a borate-based termiticide product is used as the primary pre-construction termite treatment and is applied according to that termiticide's label directions for use, a 0.06%, 0.09%, or 0.125% **Termidor 80 WG** finished dilution may be applied as an exterior perimeter pre-construction termite treatment. If the exterior perimeter pre-construction termite treatment option is selected, **Termidor 80 WG** finished dilution must be applied to create a continuous treated zone along the exterior foundation of the structure. A complete and thorough horizontal pre-construction termite treatment with **Termidor 80 WG** finished dilution under the concrete slab is optional. **Termidor 80 WG** finished dilution may also be applied to critical areas of the interior of the structure

(e.g., plumbing and utility entry sites, bath traps, shower pan drain penetrations, expansion joints, foundation cracks, outside foundation walls, areas of known or suspected termite activity).

For applications to the exterior perimeter and critical areas, follow instructions in the **Post-construction Exterior Perimeter/Localized Interior (EP/LI) Structural Termite Treatments** section of this label.

Use with Non-borate-based Termiticide Products

Termidor® 80 WG Termiticide/Insecticide finished dilution may be applied as a spot/partial supplemental termite treatment when another registered non-borate-based termite prevention and/or control product/system is used as the primary treatment. These supplemental **Termidor 80 WG** treatments can be made to critical areas of the structure (e.g., plumbing and utility entry sites, bath traps, shower pan drain penetrations, expansion joints, foundation cracks, outside foundation walls, areas of known or suspected termite activity at either pre-construction or post-construction sites) according to **Use Directions for Prevention and/or Control of Termites and Other Wood-infesting Pests** on this label.

Prevention and/or Control of Wood-infesting Pests

Above Ground Termites and Carpenter Ants in Localized Areas

For prevention and/or control of above ground termites and carpenter ants in localized areas, apply 0.06% **Termidor 80 WG** finished dilution (or foam) to:

- Voids and galleries in damaged wood, in spaces between wooden structural members, and between the sill plate and foundation where wood is vulnerable. Applications may also be made to inaccessible areas by drilling and injecting into the structural voids or damaged wood.
- Termite carton nests in structural voids. Application at multiple injection points to varying depths may be necessary. Carton nest material may be removed from structural voids.
- Man-made voids using a coarse fan application (or foam) to control exposed worker and winged reproductive forms of termites or carpenter ants

Termites or Carpenter Ants in Trees or Nonstructural Wood or Wood-to-soil Contacts

For prevention and/or control of existing or future infestations of termites or carpenter ants in decking and fencing materials, landscape timbers and similar nonstructural wood-to-soil contacts, trees, and utility poles, apply 0.06% **Termidor 80 WG** finished dilution (or foam) by the following methods.

- If possible, locate and treat the interior infested cavity by injection.

- Nonstructural wood-to-soil contacts may be treated as a spot application or continuous treated zone. Apply **Termidor 80 WG** to the soil as a drench or by rodding around the base of the points of soil contact. Rod holes must be placed 3-inches away from soil contact points and spaced no more than 12-inches apart along the perimeter of soil contact points.
- For small poles or posts (i.e., less than 6 inches in diameter), apply 1 gallon of **Termidor 80 WG** finished dilution per foot of depth. For larger poles or posts, apply 4 gallons of **Termidor 80 WG** finished dilution per 10 linear feet per foot of depth.

Termite Carton Nests in Trees

For control of termite carton nests in trees, inject 0.06%, 0.09%, or 0.125% **Termidor 80 WG** finished dilution (or foam). Application to multiple injection points to varying depths may be necessary. Carton nest material may be removed from tree(s). An application of the **Termidor 80 WG** finished dilution may be applied to soil as a drench or by rodding around the root flare of the tree to prevent reinfestation by termites from the soil. For small trees, (i.e., less than or equal to 6 inches in diameter), apply 1 gallon of **Termidor 80 WG** finished dilution. For larger trees, apply 4 gallons of **Termidor 80 WG** finished dilution per 10 linear feet measured as the circumference at the root flare.

Drywood Termites and Wood-infesting Beetles or Borers

NOTE: Before treatment, turn off any air circulation system that moves air from area(s) to be treated to an untreated interior space of the structure until application has been completed and sprays have dried.

Treat galleries in structural and/or nonstructural elements and structural voids with 0.06% **Termidor 80 WG** finished dilution using a foam, low-pressure spray (25 PSI or less at the nozzle), or mist.

- Locate galleries using visual signs (e.g., blistered wood, emergence or clean out holes, frass, or pellets), the presence of live insects, mechanical sounding techniques, or listening devices (e.g., acoustic emission detectors, stethoscopes).
- Drill holes to penetrate the gallery system for treatment; distribute drill holes to adequately cover the gallery system.
- It is not necessary to treat to the point where runoff is detected from adjacent holes.
- **DO NOT** apply where electrical shock hazards exist.
- Drill holes must be sealed after treatment.

Carpenter Bees in Localized Areas

For control of carpenter bees in localized areas, apply 0.06% **Termidor 80 WG** finished dilution (as a spray, mist, or foam) directly into gallery entrance holes. After application, gallery entrance holes should be plugged.

Retreatment Instructions

For termite pre-construction, termite post-construction, and prevention and/or control of wood-infesting pests, retreatment can only be performed if there is clear evidence of any of the following:

- Reinfestation or disruption of the treated zone(s) because of construction, excavation, or landscaping; and/or
- Evidence of the breakdown of **Termidor® 80 WG Termiticide/Insecticide**.

These reinfested/disrupted/vulnerable areas may be retreated with spot, partial, or complete treatment(s) using application techniques described in this label. The timing and type of these retreatments will vary depending on factors such as termite or wood-infesting pest pressure, soil types, soil conditions, and other factors that can reduce the effectiveness of the treated zone.

Annual retreatment of the structure is prohibited unless there is clear evidence that reinfestation, treatment-zone disruption, and/or evidence of breakdown has occurred.

Use Directions for General Pest Control on Structure Exterior Surfaces and Foundation Perimeters

Use Restrictions

- Structures permitted to be treated: commercial, industrial, institutional, and residential buildings, and utility enclosures.
- **DO NOT** use indoors except for applications into structural voids.
- **DO NOT** make treatments while precipitation is occurring.
- **DO NOT** allow applications to runoff or drip from treated surface.
- Only protected applicators wearing personal protective equipment (PPE), as required by this product label, are allowed to be in the immediate area during application.
- **DO NOT** allow residents, children, other persons, or pets into the immediate area during application and until sprays have dried.
- After application, the applicator must check for deposition of treatment finished dilution in locations other than those prescribed on this label. If found, finished dilution must be cleaned up before leaving the application site. **DO NOT** allow residents, children, other persons, or pets to contact contaminated areas or to reoccupy contaminated areas of the structure until cleanup is completed.
- **DO NOT** treat within a distance of one foot out from edible plants.
- **DO NOT** contaminate water, food, or feed. Cover or remove all exposed food, feed, and drinking water.
- **DO NOT** contaminate public and private water supplies.
- **DO NOT** apply within 15 feet of fresh water bodies (e.g., lakes, reservoirs, rivers, permanent streams, marshes, natural ponds, commercial fish ponds). A 15-foot

buffer of uniform groundcover must exist between the application area and fresh water bodies. **NOTE:** Uniform ground cover is defined as land which supports vegetation of greater than 2 inches in height throughout.

- **DO NOT** apply within 60 feet of estuarine water bodies. Estuarine water bodies are brackish or tidal water bodies (e.g., bays, mouths of rivers, salt marshes, lagoons).
- Doors and windows adjacent to surfaces to be treated must be closed during application.
- **DO NOT** apply to wasp or hornet nests if they are not attached to the structure exterior or inside structural voids.
- **DO NOT** directly spray air conditioning units or air intake vents.
- **DO NOT** apply to playground equipment and pet quarters.
- **DO NOT** apply to boat houses, including their piers or pilings.
- **DO NOT** use in a spray tank with borate contaminants.

Product Information

When used as directed in this label, **Termidor 80 WG** will kill and provide residual control of the following pests:

- ants (acrobat, Argentine, big-headed, carpenter, crazy, odorous, pavement, pharaoh, thief)

Additionally, **Termidor 80 WG** will kill the following pests:

- beetles (Asian lady, darkling)
- bugs (box-elder, pill)
- centipedes
- cockroaches (Australian, Oriental, smokey brown)
- crickets, house
- earwigs, European
- flies, cluster
- millipedes
- silverfish
- spiders (black widow, brown recluse, cellar, hobo)
- ticks, brown dog
- wasps, paper*
- yellow jackets

* **Termidor 80 WG** is not a knockdown agent.

Mixing Instructions

After removing the **Termidor 80 WG** pak(s) from the overpack container, mix in the following manner:

1. Fill the spray tank 1/4 to 1/3 full with water. Filling hose must be equipped with an anti-backflow device or water flow must include an air gap to protect against back-siphoning.
2. To prepare a 0.06% finished dilution, add 1 pak of **Termidor 80 WG** to a total of 25 gallons of water. To prepare a 0.03% finished dilution, add 1 pak of **Termidor 80 WG** to a total of 50 gallons of water.
3. While agitating, add the remaining amount of water to make 25 gallons (0.06% finished dilution) or 50 gallons (0.03% finished dilution).
4. Continue to agitate while treating.

Application Rates

(Table 2.) Permitted Termidor® 80 WG Termiticide/Insecticide Frequency and Dilution Rate Application Scenarios		
% Termidor 80 WG finished dilution		
0.03% 4 times/ calendar year	0.06% 2 times/ calendar year	0.03% 2 times/calendar year and 0.06% 1 time/calendar year

Applications to Exterior Surfaces of Structures and/or into Structural Voids

In California, only the 0.06% **Termidor® SC Termiticide/Insecticide** finished dilution applied two times per calendar year is permitted.

Apply **Termidor 80 WG** finished dilution (or foam) where listed pests: enter the structure, crawl and hide or trail, or where their nests are found. Using a low-pressure (25 PSI or less at the nozzle) coarse banded surface spray, treat up to an 18-inch wide band around doors, pipes, vents, windows, or any other exterior openings. Treat with a crack-and-crevice injection tip at drilled holes or foundation cracks where listed pests can enter the structure. Treat the joint where exterior siding (e.g., aluminum, vinyl, wood, or any similar material) meets the block, brick, or cement foundation. Treat areas where any wires (e.g., cable, electrical, telephone) enter the house. **Termidor 80 WG** foam applications may be made to wall voids to kill/control listed pests according to the **Foam Applications for Prevention and/or Control of Termites, Wood-infesting Pests, and General Pest Control** section of this label.

Applications to Structure Foundation Perimeters

In California, only the 0.06% **Termidor SC** finished dilution applied two times per calendar year is permitted.

Apply **Termidor 80 WG** finished dilution as a low-pressure (25 PSI or less at the nozzle) coarse general surface spray along the foundation exterior perimeter to an area one foot up and one foot out from where the ground meets the foundation. Apply 2 quarts of **Termidor 80 WG** finished dilution per 160 linear feet. (**NOTE:** This is approximately 1.5 gallons finished dilution per 1000 square feet.) Listed pest nests found on the ground within one foot of the foundation can be treated.

For best results, remove or prune away bushes, shrubbery, and tree branches touching the structure. Vegetation touching the structure may be a route of entry for pests into the structure. This may allow pests to inhabit the structure without coming in contact with the treatment.

Foam Applications for Prevention and/or Control of Termites, Wood-infesting Pests, and General Pest Control

Construction practices, soil subsidence, and other factors may make it difficult to create a continuous treatment zone. In such situations, conventional liquid application methods can be supplemented by use of foam-generating equipment. Treatment of filled stoops and porches, chimney bases, piers, soil under concrete slabs, block voids, masonry and other veneer voids, and stud walls are examples where foam applications can be useful. Use dry foam (from a range of relatively dry foam of 15:1 to 25:1 to 50:1 expansion ratio) when making foam applications to stud wall voids. Apply foam to structural voids where termites, other wood-infesting pests, or general pests (as listed in this label) or their damage is present or suspected.

For subterranean termites, in some instances, a **foam-only treatment** under slabs is appropriate when trying to maximize horizontal coverage in areas where there is no deep foundation or footing (e.g., around plumbing entries, near settlement cracks in concrete slabs). In areas where both lateral spread and deeper vertical penetration is needed, use both foam and conventional liquid (e.g., adjacent to foundation walls). Foam and conventional liquid applications must be consistent with volume and active ingredient instructions to ensure proper application has been made. The volume and amount of active ingredient are essential for an effective treatment.

- At least 75% of the gallons of **Termidor 80 WG** finished dilution must be applied as a conventional liquid treatment.
- The remaining 25% or less of the gallons of **Termidor 80 WG** is delivered to appropriate locations using foam application.

The total amount of product applied with the combination of **Termidor 80 WG** finished dilution and **Termidor 80 WG** foam must be equivalent to that of an application of liquid **Termidor 80 WG** finished dilution only. In many instances, foam applications are a good supplement to conventional liquid treatments and can be helpful in treating difficult areas.

Foam Mixing Instructions and Application

Prepare a 0.06%, 0.09%, or 0.125% **Termidor 80 WG** finished dilution and mix it with the manufacturer's recommended volume of foaming agent in foaming equipment. Apply a sufficient volume of the **Termidor 80 WG** foam formulation to provide a continuous treated zone at the labeled rate for specific application situation (refer to rates specified for the various treatment types listed in this label). If sufficient foam volume cannot be applied to achieve the rate, apply additional **Termidor 80 WG** as liquid to assure proper treatment volume in the treated area.

**(Table 3.) Termidor® 80 WG Termiticide/Insecticide
Foam Mixing Directions**

0.06%, 0.09%, or 0.125%[†] Termidor 80 WG Finished Dilution (gals)	Foam Expansion Ratio^{††}	Finished Foam (gals)
1.0	25:1	25
1.66	15:1	
2.5	10:1	
5.0	5:1	

[†]Percentage weight of active ingredient to weight of finished dilution

^{††}Add the manufacturer's recommended quantity of foam agent to the **Termidor 80 WG** finished dilution.

Conditions of Sale and Warranty

The **Directions For Use** of this product reflect the opinion of experts based on field use and tests. The directions are believed to be reliable and must be followed carefully. However, it is impossible to eliminate all risks inherently associated with the use of this product. Ineffectiveness or other unintended consequences may result because of such factors as weather conditions, presence of other materials, or use of the product in a manner inconsistent with its labeling, all of which are beyond the control of BASF CORPORATION ("BASF") or the Seller. To the extent consistent with applicable law, all such risks shall be assumed by the Buyer.

BASF warrants that this product conforms to the chemical description on the label and is reasonably fit for the purposes referred to in the **Directions For Use**, subject to the inherent risks, referred to above.

TO THE EXTENT CONSISTENT WITH APPLICABLE LAW, BASF MAKES NO OTHER EXPRESS OR IMPLIED WARRANTY OF FITNESS OR MERCHANTABILITY OR ANY OTHER EXPRESS OR IMPLIED WARRANTY.

TO THE EXTENT CONSISTENT WITH APPLICABLE LAW, BUYER'S EXCLUSIVE REMEDY AND BASF'S EXCLUSIVE LIABILITY, WHETHER IN CONTRACT, TORT, NEGLIGENCE, STRICT LIABILITY, OR OTHERWISE, SHALL BE LIMITED TO REPAYMENT OF THE PURCHASE PRICE OF THE PRODUCT.

TO THE EXTENT CONSISTENT WITH APPLICABLE LAW, BASF AND THE SELLER DISCLAIM ANY LIABILITY FOR CONSEQUENTIAL, EXEMPLARY, SPECIAL OR INDIRECT DAMAGES RESULTING FROM THE USE OR HANDLING OF THIS PRODUCT.

BASF and the Seller offer this product, and the Buyer and User accept it, subject to the foregoing **Conditions of Sale and Warranty** which may be varied only by agreement in writing signed by a duly authorized representative of BASF.

PC309

NOTICE TO BUYER

Purchase of this material does not confer any rights under BASF's patents relating to this product. **Termidor® termiticide** is specially formulated and sold by BASF for the control of termites according to the directions on this label. The purchaser agrees to employ the purchased quantity of **Termidor® termiticide** only for the specified uses. Uses of **Termidor® termiticide** other than those specified on this label are not licensed through the purchase of this product. The use of this product for other purposes may violate patent rights of BASF. The purchaser assumes all risks as to the patents of others.

Termidor and the  symbol are registered trademarks of BASF.

© 2015 BASF Corporation
All rights reserved.

007969-00209.20140325d.NVA 2014-04-221-0088

Supersedes: NVA 2013-04-221-0095

Supplemental: NVA 2014-04-221-0089

NVA 2014-04-221-0090

NVA 2014-04-221-0091

NVA 2014-04-221-0092

BASF Corporation
26 Davis Drive
Research Triangle Park, NC 27709



We create chemistry

Supplemental Label



Permitted frequency and dilution rate application scenarios

This supplemental label expires September 24, 2017, and must not be used or distributed after this date.

Active Ingredient:

fipronil: 5-amino-1-(2,6-dichloro-4-(trifluoromethyl)phenyl)-4-((1,R,S)-(trifluoromethyl)sulfinyl)-1H-pyrazole-3-carbonitrile 80.0%

Other Ingredients:..... 20.0%

Total: 100.0%

One gallon of **Termidor® 80 WG Termiticide/Insecticide** contains 0.8 lb of fipronil.

EPA Reg. No. 7969-209

Directions For Use

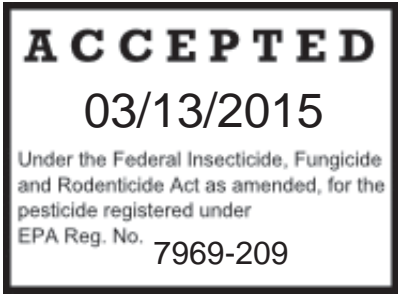
- It is a violation of federal law to use this product in a manner inconsistent with its labeling.
- The supplemental labeling and the entire **Termidor® 80 WG Termiticide/Insecticide** container label, EPA Reg. No. 7969-209 must be in possession of the user at the time of application.
- Read the label affixed to the container for **Termidor 80 WG** before applying.
- Use of **Termidor 80 WG** according to this labeling is subject to the use precautions and limitations imposed by the label affixed to the container for **Termidor 80 WG**.

Use Directions

Apply to listed pests and/or listed structures on the **Termidor 80 WG** container label in the **DIRECTIONS FOR USE TO CONTROL LISTED PESTS ON OUTSIDE SURFACES AND ALONG FOUNDATION PERIMETER OF LISTED STRUCTURES** section.

More than two applications of **Termidor 80 WG** per calendar year can be made only if applied according to one of the following frequency and dilution rate application scenarios. **DO NOT** exceed the specified number of applications per calendar year.

Permitted Termidor 80 WG Frequency and Dilution Rate Application Scenarios	
% Termidor 80 WG finished dilution	
0.03%	0.03%
4 times/calendar year	2 times/calendar year
	and
	0.06%
	1 time/calendar year



Conditions of Sale and Warranty

The **Directions For Use** of this product reflect the opinion of experts based on field use and tests. The directions are believed to be reliable and must be followed carefully. However, it is impossible to eliminate all risks inherently associated with the use of this product. Ineffectiveness or other unintended consequences may result because of such factors as weather conditions, presence of other materials, or use of the product in a manner inconsistent with its labeling, all of which are beyond the control of BASF CORPORATION ("BASF") or the Seller. To the extent consistent with applicable law, all such risks shall be assumed by the Buyer.

BASF warrants that this product conforms to the chemical description on the label and is reasonably fit for the purposes referred to in the **Directions For Use**, subject to the inherent risks, referred to above.

TO THE EXTENT CONSISTENT WITH APPLICABLE LAW, BASF MAKES NO OTHER EXPRESS OR IMPLIED WARRANTY OF FITNESS OR MERCHANTABILITY OR ANY OTHER EXPRESS OR IMPLIED WARRANTY.

TO THE EXTENT CONSISTENT WITH APPLICABLE LAW, BUYER'S EXCLUSIVE REMEDY AND BASF'S EXCLUSIVE LIABILITY, WHETHER IN CONTRACT, TORT, NEGLIGENCE, STRICT LIABILITY, OR OTHERWISE, SHALL BE LIMITED TO REPAYMENT OF THE PURCHASE PRICE OF THE PRODUCT.

TO THE EXTENT CONSISTENT WITH APPLICABLE LAW, BASF AND THE SELLER DISCLAIM ANY LIABILITY FOR CONSEQUENTIAL, EXEMPLARY, SPECIAL OR INDIRECT DAMAGES RESULTING FROM THE USE OR HANDLING OF THIS PRODUCT.

BASF and the Seller offer this product, and the Buyer and User accept it, subject to the foregoing **Conditions of Sale and Warranty** which may be varied only by agreement in writing signed by a duly authorized representative of BASF. PC309

NOTICE TO BUYER

Purchase of this material does not confer any rights under BASF's patents relating to this product. **Termidor® termiticide** is specially formulated and sold by BASF for the control of termites according to the directions on this label. The purchaser agrees to employ the purchased quantity of **Termidor® termiticide** only for the specified uses. Uses of **Termidor® termiticide** other than those specified on this label are not licensed through the purchase of this product. The use of this product for other purposes may violate patent rights of BASF. The purchaser assumes all risks as to the patents of others.

Termidor and the  symbol are registered trademarks of BASF.

© 2015 BASF Corporation
All rights reserved.

007969-00209.20140324c.NVA 2014-04-221-0089

Based on: NVA 2014-04-221-0088

BASF Corporation
26 Davis Drive
Research Triangle Park, NC 27709

 - **BASF**

We create chemistry

Supplemental Label



TERMIDOR® 80 WG
TERMITICIDE/INSECTICIDE

Use with non-borate-based termiticide products

This supplemental label expires September 24, 2017, and must not be used or distributed after this date.

Active Ingredient:

fipronil: 5-amino-1-(2,6-dichloro-4-(trifluoromethyl)phenyl)-4-((1,R,S)-(trifluoromethyl)sulfinyl)-1H-pyrazole-3-carbonitrile	80.0%
Other Ingredients:	20.0%
Total:	100.0%

One gallon of **Termidor® 80 WG Termiticide/Insecticide** contains 0.8 lb of fipronil.

EPA Reg. No. 7969-209

Directions For Use

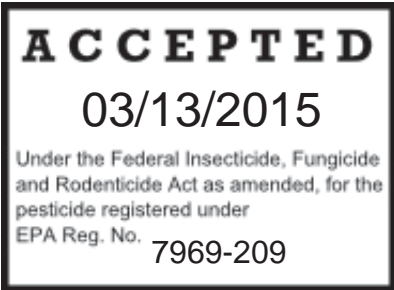
- It is a violation of federal law to use this product in a manner inconsistent with its labeling.
- The supplemental labeling and the entire **Termidor® 80 WG Termiticide/Insecticide** container label, EPA Reg. No. 7969-209 must be in possession of the user at the time of application.
- Read the label affixed to the container for **Termidor 80 WG** before applying.
- Use of **Termidor 80 WG** according to this labeling is subject to the use precautions and limitations imposed by the label affixed to the container for **Termidor 80 WG**.

Use Directions

Use with Other Termiticide Products

Use with Non-borate-based Termiticide Products

Termidor 80 WG finished dilution may be applied as a spot/partial supplemental termite treatment when another registered non-borate-based termite prevention and/or control product/system is used as the primary treatment. These supplemental **Termidor 80 WG** treatments can be made to critical areas of the structure (e.g., plumbing and utility entry sites, bath traps, shower pan drain penetrations, expansion joints, foundation cracks, outside foundation walls, areas of known or suspected termite activity at either pre-construction or post-construction sites) according to the use directions on the **Termidor 80 WG** container label.



Conditions of Sale and Warranty

The **Directions For Use** of this product reflect the opinion of experts based on field use and tests. The directions are believed to be reliable and must be followed carefully. However, it is impossible to eliminate all risks inherently associated with the use of this product. Ineffectiveness or other unintended consequences may result because of such factors as weather conditions, presence of other materials, or use of the product in a manner inconsistent with its labeling, all of which are beyond the control of BASF CORPORATION ("BASF") or the Seller. To the extent consistent with applicable law, all such risks shall be assumed by the Buyer.

BASF warrants that this product conforms to the chemical description on the label and is reasonably fit for the purposes referred to in the **Directions For Use**, subject to the inherent risks, referred to above.

TO THE EXTENT CONSISTENT WITH APPLICABLE LAW, BASF MAKES NO OTHER EXPRESS OR IMPLIED WARRANTY OF FITNESS OR MERCHANTABILITY OR ANY OTHER EXPRESS OR IMPLIED WARRANTY.

TO THE EXTENT CONSISTENT WITH APPLICABLE LAW, BUYER'S EXCLUSIVE REMEDY AND BASF'S EXCLUSIVE LIABILITY, WHETHER IN CONTRACT, TORT, NEGLIGENCE, STRICT LIABILITY, OR OTHERWISE, SHALL BE LIMITED TO REPAYMENT OF THE PURCHASE PRICE OF THE PRODUCT.


TO THE EXTENT CONSISTENT WITH APPLICABLE LAW, BASF AND THE SELLER DISCLAIM ANY LIABILITY FOR CONSEQUENTIAL, EXEMPLARY, SPECIAL OR INDIRECT DAMAGES RESULTING FROM THE USE OR HANDLING OF THIS PRODUCT.

BASF and the Seller offer this product, and the Buyer and User accept it, subject to the foregoing **Conditions of Sale and Warranty** which may be varied only by agreement in writing signed by a duly authorized representative of BASF. PC309

NOTICE TO BUYER

Purchase of this material does not confer any rights under BASF's patents relating to this product.

Termidor[®] termiticide is specially formulated and sold by BASF for the control of termites according to the directions on this label. The purchaser agrees to employ the purchased quantity of **Termidor[®] termiticide** only for the specified uses. Uses of **Termidor[®] termiticide** other than those specified on this label are not licensed through the purchase of this product. The use of this product for other purposes may violate patent rights of BASF. The purchaser assumes all risks as to the patents of others.

Termidor and the  symbol are registered trademarks of BASF.

© 2015 BASF Corporation
All rights reserved.

007969-00209.20140324c.NVA 2014-04-221-0092

Based on: NVA 2014-04-221-0088

BASF Corporation
26 Davis Drive
Research Triangle Park, NC 27709

 - **BASF**

We create chemistry

Supplemental Label



Prevention and/or control of wood-infesting pests

This supplemental label expires September 24, 2017, and must not be used or distributed after this date.

Active Ingredient:

fipronil: 5-amino-1-(2,6-dichloro-4-(trifluoromethyl)phenyl)-4-((1R,S)-(trifluoromethyl)sulfinyl)-1H-pyrazole-3-carbonitrile	80.0%
Other Ingredients:	20.0%
Total:	100.0%

One gallon of **Termidor® 80 WG Termiticide/Insecticide** contains 0.8 lb of fipronil.

EPA Reg. No. 7969-209

Directions For Use

- It is a violation of federal law to use this product in a manner inconsistent with its labeling.
- The supplemental labeling and the entire **Termidor® 80 WG Termiticide/Insecticide** container label, EPA Reg. No. 7969-209 must be in possession of the user at the time of application.
- Read the label affixed to the container for **Termidor 80 WG** before applying.
- Use of **Termidor 80 WG** according to this labeling is subject to the use precautions and limitations imposed by the label affixed to the container for **Termidor 80 WG**.

- Termite carton nests in structural voids. Application at multiple injection points to varying depths may be necessary. Carton nest material may be removed from structural voids.
- Man-made voids using a coarse fan application or foam to control exposed worker and winged reproductive forms of termites or carpenter ants

Termites or Carpenter Ants in Trees or Nonstructural Wood or Wood-to-soil Contacts

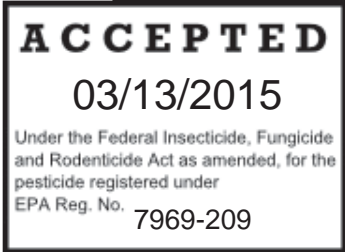
- For prevention and/or control of existing or future infestations of termites or carpenter ants in decking and fencing materials, landscape timbers and similar nonstructural wood-to-soil contacts, trees, and utility poles, apply 0.06% **Termidor 80 WG** finished dilution (or foam) by the following methods.
- If possible, locate and treat the interior infested cavity by injection.
- Nonstructural wood-to-soil contacts may be treated as a spot application or continuous treated zone. Apply **Termidor 80 WG** to the soil as a drench or by rodding around the base of the points of soil contact. Rod holes must be placed 3-inches away from soil contact points and spaced no more than 12-inches apart along the perimeter of soil contact points.

Use Directions

Above Ground Termites and Carpenter Ants in Localized Areas

For prevention and/or control of above ground termites and carpenter ants in localized areas, apply 0.06% **Termidor 80 WG** finished dilution (or foam) to:

- Voids and galleries in damaged wood, in spaces between wooden structural members, and between the sill plate and foundation where wood is vulnerable. Applications may also be made to inaccessible areas by drilling and injecting into the structural voids or damaged wood.



- For small poles or posts (i.e., less than 6 inches in diameter), apply 1 gallon of **Termidor® 80 WG Termiticide/Insecticide** finished dilution per foot of depth. For larger poles or posts, apply 4 gallons of **Termidor 80 WG** finished dilution per 10 linear feet per foot of depth.

Termite Carton Nests in Trees

For control of termite carton nests in trees, inject 0.06%, 0.09%, or 0.125% **Termidor 80 WG** finished dilution (or foam). Application to multiple injection points to varying depths may be necessary. Carton nest material may be removed from tree(s). An application of the **Termidor 80 WG** finished dilution may be applied to soil as a drench or by rodding around the root flare of the tree to prevent reinfestation by termites from the soil. For small trees, (i.e., less than or equal to 6 inches in diameter), apply 1 gallon of **Termidor 80 WG** finished dilution. For larger trees, apply 4 gallons of **Termidor 80 WG** finished dilution per 10 linear feet measured as the circumference at the root flare.

Drywood Termites and Wood-infesting Beetles or Borers

NOTE: Before treatment, turn off any air circulation system that moves air from area(s) to be treated to an untreated interior space of the structure until application has been completed and sprays have dried.

Treat galleries in structural and/or nonstructural elements and structural voids with 0.06% **Termidor 80 WG** finished dilution using a foam, low-pressure spray (25 PSI or less at the nozzle), or mist.

- Locate galleries using visual signs (e.g., blistered wood, emergence or clean out holes, frass, or pellets), the presence of live insects, mechanical sounding techniques, or listening devices (e.g., acoustic emission detectors, stethoscopes).
- Drill holes to penetrate the gallery system for treatment; distribute drill holes to adequately cover the gallery system.
- It is not necessary to treat to the point where runoff is detected from adjacent holes.
- **DO NOT** apply where electrical shock hazards exist.
- Drill holes must be sealed after treatment.

Carpenter Bees in Localized Areas

For control of carpenter bees in localized areas, apply 0.06% **Termidor 80 WG** finished dilution (as a spray, mist, or foam) directly into gallery entrance holes. After application, gallery entrance holes should be plugged.

Conditions of Sale and Warranty

The **Directions For Use** of this product reflect the opinion of experts based on field use and tests. The directions are believed to be reliable and must be followed carefully. However, it is impossible to eliminate all risks inherently associated with the use of this product. Ineffectiveness or other unintended consequences may result because of such factors as weather conditions, presence of other materials, or use of the product in a manner inconsistent with its labeling, all of which are beyond the control of BASF CORPORATION ("BASF") or the Seller. To the extent consistent with applicable law, all such risks shall be assumed by the Buyer.

BASF warrants that this product conforms to the chemical description on the label and is reasonably fit for the purposes referred to in the **Directions For Use**, subject to the inherent risks, referred to above.

TO THE EXTENT CONSISTENT WITH APPLICABLE LAW, BASF MAKES NO OTHER EXPRESS OR IMPLIED WARRANTY OF FITNESS OR MERCHANTABILITY OR ANY OTHER EXPRESS OR IMPLIED WARRANTY.


TO THE EXTENT CONSISTENT WITH APPLICABLE LAW, BUYER'S EXCLUSIVE REMEDY AND BASF'S EXCLUSIVE LIABILITY, WHETHER IN CONTRACT, TORT, NEGLIGENCE, STRICT LIABILITY, OR OTHERWISE, SHALL BE LIMITED TO REPAYMENT OF THE PURCHASE PRICE OF THE PRODUCT.

TO THE EXTENT CONSISTENT WITH APPLICABLE LAW, BASF AND THE SELLER DISCLAIM ANY LIABILITY FOR CONSEQUENTIAL, EXEMPLARY, SPECIAL OR INDIRECT DAMAGES RESULTING FROM THE USE OR HANDLING OF THIS PRODUCT.

BASF and the Seller offer this product, and the Buyer and User accept it, subject to the foregoing **Conditions of Sale and Warranty** which may be varied only by agreement in writing signed by a duly authorized representative of BASF. PC309

NOTICE TO BUYER

Purchase of this material does not confer any rights under BASF's patents relating to this product. **Termidor[®] termiticide** is specially formulated and sold by BASF for the control of termites according to the directions on this label. The purchaser agrees to employ the purchased quantity of **Termidor[®] termiticide** only for the specified uses. Uses of **Termidor[®] termiticide** other than those specified on this label are not licensed through the purchase of this product. The use of this product for other purposes may violate patent rights of BASF. The purchaser assumes all risks as to the patents of others.

Termidor and the  symbol are registered trademarks of BASF.

© 2014 BASF Corporation
All rights reserved.

007969-00209.20140324b.NVA 2014-04-221-0090

Based on: NVA 2014-04-221-0088

BASF Corporation
26 Davis Drive
Research Triangle Park, NC 27709

 - **BASF**

We create chemistry

Supplemental Label



Prevention of termite shelter tube formation in accessible crawl space construction

This supplemental label expires September 24, 2017, and must not be used or distributed after this date.

Active Ingredient:

fipronil: 5-amino-1-(2,6-dichloro-4-(trifluoromethyl)phenyl)-4-((1*R,S*)-(trifluoromethyl)sulfinyl)-1*H*-pyrazole-3-carbonitrile 80.0%

Other Ingredients:..... 20.0%

Total: 100.0%

One gallon of **Termidor® 80 WG Termiticide/Insecticide** contains 0.8 lb of fipronil.

EPA Reg. No. 7969-209

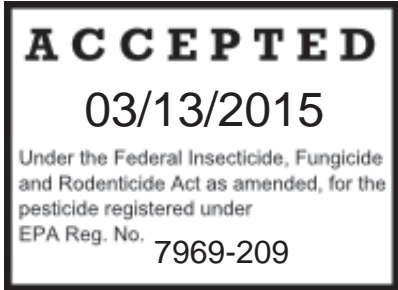
Directions For Use

- It is a violation of federal law to use this product in a manner inconsistent with its labeling.
- The supplemental labeling and the entire **Termidor® 80 WG Termiticide/Insecticide** container label, EPA Reg. No. 7969-209 must be in possession of the user at the time of application.
- Read the label affixed to the container for **Termidor 80 WG** before applying.
- Use of **Termidor 80 WG** according to this labeling is subject to the use precautions and limitations imposed by the label affixed to the container for **Termidor 80 WG**.

Post-Construction Conventional and Exterior Perimeter/Localized Interior (EP/LI) Structural Termite Treatments

Accessible Crawl Space Construction

To prevent standalone (i.e., not associated with foundation elements) termite shelter tube formation between soil and structural members in previously untreated area(s), soil treatment of **Termidor 80 WG** may be applied. Remove all cellulose debris before treatment. Apply at 1.0 to 1.5 gallons of 0.06%, 0.09%, or 0.125% **Termidor 80 WG** finished dilution per 10 square feet to provide uniform treated zones. Apply using a coarse application nozzle with nozzle pressure of 25 PSI or less.



Conditions of Sale and Warranty

The **Directions For Use** of this product reflect the opinion of experts based on field use and tests. The directions are believed to be reliable and must be followed carefully. However, it is impossible to eliminate all risks inherently associated with the use of this product. Ineffectiveness or other unintended consequences may result because of such factors as weather conditions, presence of other materials, or use of the product in a manner inconsistent with its labeling, all of which are beyond the control of BASF CORPORATION ("BASF") or the Seller. To the extent consistent with applicable law, all such risks shall be assumed by the Buyer.

BASF warrants that this product conforms to the chemical description on the label and is reasonably fit for the purposes referred to in the **Directions For Use**, subject to the inherent risks, referred to above.

TO THE EXTENT CONSISTENT WITH APPLICABLE LAW, BASF MAKES NO OTHER EXPRESS OR IMPLIED WARRANTY OF FITNESS OR MERCHANTABILITY OR ANY OTHER EXPRESS OR IMPLIED WARRANTY.


TO THE EXTENT CONSISTENT WITH APPLICABLE LAW, BUYER'S EXCLUSIVE REMEDY AND BASF'S EXCLUSIVE LIABILITY, WHETHER IN CONTRACT, TORT, NEGLIGENCE, STRICT LIABILITY, OR OTHERWISE, SHALL BE LIMITED TO REPAYMENT OF THE PURCHASE PRICE OF THE PRODUCT.

TO THE EXTENT CONSISTENT WITH APPLICABLE LAW, BASF AND THE SELLER DISCLAIM ANY LIABILITY FOR CONSEQUENTIAL, EXEMPLARY, SPECIAL OR INDIRECT DAMAGES RESULTING FROM THE USE OR HANDLING OF THIS PRODUCT.

BASF and the Seller offer this product, and the Buyer and User accept it, subject to the foregoing **Conditions of Sale and Warranty** which may be varied only by agreement in writing signed by a duly authorized representative of BASF. PC309

NOTICE TO BUYER

Purchase of this material does not confer any rights under BASF's patents relating to this product. **Termidor® termiticide** is specially formulated and sold by BASF for the control of termites according to the directions on this label. The purchaser agrees to employ the purchased quantity of **Termidor® termiticide** only for the specified uses. Uses of **Termidor® termiticide** other than those specified on this label are not licensed through the purchase of this product. The use of this product for other purposes may violate patent rights of BASF. The purchaser assumes all risks as to the patents of others.

Termidor and the  symbol are registered trademarks of BASF.

© 2014 BASF Corporation
All rights reserved.

007969-00209.20140324b.NVA 2014-04-221-0091

Based on: NVA 2014-04-221-0088

BASF Corporation
26 Davis Drive
Research Triangle Park, NC 27709

 **BASF**

We create chemistry