

7401-456

4-30-2002

1/19

Please read instructions on reverse before completing form. Form Approved, OMB No. 2070-0050, Approval expires 2-28-95



United States Environmental Protection Agency Washington, DC 20460

Registration Amendment Other

OPP Identifier Number

Application for Pesticide - Section I

1. Company/Product Number 7401-456
2. EPA Product Manager Linda Arrington
3. Proposed Classification None
4. Company/Product (Name) Hi-Yield Permethrin Concentrate Lawn, Garden, Pet & Livestock Insect Control
5. Name and Address of Applicant Voluntary Purchasing Groups, Inc.
6. Expedited Review

Section - II

Amendment - Explain below. Resubmission in response to Agency letter dated. Notification - Explain below. Final printed labels in response to Agency letter dated. "Me Too" Application. Other - Explain below.

NOTIFICATION

APR 30 2002

Explanation: Use additional page(s) if necessary. (For section I and Section II.)

Notification to add additional selling points to front panel of label per PR Notice 98-10.

This notification is consistent with the provisions of PR Notice 98-10 and EPA regulations at 40 CFR 152.46, and no other changes have been made to the labeling or the confidential statement of formula of this product.

Section - III

1. Material This Product Will Be Packaged In: Child-Resistant Packaging, Unit Packaging, Water Soluble Packaging, 2. Type of Container, 3. Location of Net Contents Information, 4. Size(s) Retail Container, 5. Location of Label Directions, 6. Manner in Which Label is Affixed to Product

Section - IV

1. Contact Point (Complete items directly below for identification of individual to be contacted, if necessary, to process this application.) Name: Mary Beth Endres, Title: Agent for Voluntary Purchasing Groups, Inc., Telephone No.: 972-939-8390

Certification

I certify that the statements I have made on this form and all attachments thereto are true, accurate and complete. I acknowledge that any knowingly false or misleading statement may be punishable by fine or imprisonment or both under applicable law.

6. Date Application Received (Stamped)

2. Signature: Mary Beth Endres, 3. Title: Agent for Voluntary Purchasing Groups, Inc., 4. Typed Name: Mary Beth Endres, 5. Date: 04-19-2002

2/19

[FRONT LABEL PANEL]

# Hi-Yield® Permethrin Concentrate Lawn, Garden, Pet & Livestock Insect Control

● FOR TERMITES: OUTSIDE, POST-CONSTRUCTION  
USE ONLY

● For Outdoor Residential/Homeowner Use

[● Contains 10% Permethrin]

[● Kills Fleas & Ticks on Dogs]

[● Use on Cattle, Horses, Goats, Sheep & Poultry]

[● Use on Cattle, Horses, Goats, Sheep & Poultry to Control Faceflies,  
Hornflies, Mosquitoes, Ticks, Lice, Mites and Other Listed Insects]

[● Kills Aphids, Borers, Armyworms, Caterpillars, Japanese  
Beetles, Leafminers, Cutworms, Crickets, Grasshoppers,

Ants, Thrips, Mites, Whiteflies, Mealybugs, Scales, Bagworms,  
Sowbugs (Pillbugs), Fleas, Ticks and Other Insects

as Listed for Vegetables, Fruit Trees, Lawns, & Ornamentals Including  
Houseplants, Flower Trees and Shrubs]

[● Use On Houseplants]

[● For Use Outdoors Around Homes to Control Ants, Crickets,  
Earwigs, Millipedes, Mosquitoes, Fleas, Ticks, Sowbugs, Flies, Gnats,  
Tent Caterpillars and Other Listed Insects]

[● Kills Termites including Dry-Wood Termites]

[● Controls Subterranean Termites]

[● Controls Wood Infesting Insects Including Termites, Carpenter  
Ants, Carpenter Bees and Other Listed Insects]

[● Use on Lawns, Gardens and Fruit Trees]

[● A Residual Pet & Livestock Spray]

[● Controls Fleas and Ticks on Dogs for 35 Days]

[● Low Odor Formula]

[● Economical, 8oz. Makes Up To 48 Gallons (or, 16 oz Makes Up  
To 96 Gallons)(or, 32 oz. Makes Up To 192 Gallons)(or, ½ Gallon  
Makes Up To 384 Gallons)(or, 1 Gallon Makes Up to 768 Gallons)]


[● Kills Fire Ants]

[● Controls Borers & Bark Beetles on Trees & Shrubs]

[● Plus Borer, Termite and Carpenter Ant Control]

**NOTIFICATION**

**APR 30 2002**



[FRONT LABEL PANEL CONT'D]

[Controls:

- Ants
- Aphids
- Beetles
- Borers
- Crickets
- Fire Ante
- Flies
- Grasshoppers
- Mosquitoes
- Ticks
- Plus over
- 150 more
- Insects
- listed
- on label.]

[Controls

- Insects On:
- Dogs
- Flowers
- Fruit trees
- Indoor plants
- Lawn areas
- Livestock
- Nut trees
- Outdoor pests
- Poultry
- Roses
- Trees & Shrubs
- Vegetables]

[ ]-Denotes Optional Statements

**ACTIVE INGREDIENT:**

*Permethrin .....	10.0%
<b>OTHER INGREDIENTS**:</b> .....	<u>90.0%</u>
	100.0%

\*Cis/trans isomers ratio: min. 35%(±) cis and max. 65%(±) trans.  
 \*\*Contains petroleum distillates.

**KEEP OUT OF REACH OF CHILDREN**

**WARNING**

**See Back/Side Label Panel for Additional Precautionary Statements**

Net Contents \_\_\_\_\_

4/19

**[BACK/SIDE LABEL PANEL]**

**DIRECTIONS FOR USE**

It is a violation of Federal law to use this product in a manner inconsistent with its labeling.  
**READ ENTIRE LABEL BEFORE EACH USE**

**STORAGE AND DISPOSAL**

Do not contaminate water, food or feed by storage or disposal.

**STORAGE:** Store product in its original container in a cool, dry, locked place out of reach of children and domestic animals. Always store container in an upright position.

**DISPOSAL: If empty:** Do not reuse this container. Place in trash or offer for recycling if available. **If partly filled:** Call your local solid waste agency or 1-800-CLEANUP for disposal instructions. Never place unused product down any indoor or outdoor drain.

**HOW TO MIX AND APPLY**

Not for use on plants being grown for sale or other commercial use, or for commercial seed production, or for research purposes.

Mix the recommended amount of Hi-Yield® Permethrin Concentrate Lawn, Garden, Pet & Livestock Insect Control as directed and apply in accordance with specific directions for use. Where appropriate, calculate the area to be treated by measuring the length and the width then multiply together to determine the square footage of the area to be treated. Apply Hi-Yield® Permethrin Concentrate Lawn, Garden, Pet & Livestock Insect Control as a coarse spray with a pump-up or other type of hand-held sprayer. When mixing, first fill the sprayer with half of the required amount of water, then measure and add the appropriate amount of Hi-Yield® Permethrin Concentrate Lawn, Garden, Pet & Livestock Insect Control. Complete filling the sprayer with the remaining amount of required water. Shake the sprayer to mix the product and water. Thorough spray coverage is necessary, but avoid spray runoff or dripping.

For large area coverage such as on lawns, this product may also be used through a hose-end type sprayer such as the ferti•lome Air-O-Matic Hose-End Sprayer. Always follow the directions provided with the hose-end sprayer type for proper dilution and application of Hi-Yield® Permethrin Lawn, Garden, Pet & Livestock Insect Control.

Do not use food utensils, such as measuring spoons or cups, for food purposes after use in measuring pesticides.

**MEASUREMENT CONVERSION CHART**

1 teaspoon = 1/6 fl.oz.; 1 ounce = 6 teaspoons  
3 teaspoons = 1 tablespoon; 2 tablespoons = 1 ounce  
Tbs = Tablespoon; tsp = Teaspoon

5/19

[BACK/SIDE LABEL PANEL CONT'D]

<b>ORNAMENTAL HOUSE PLANTS</b> Contact and residual spray. Mix 1½ teaspoons in 1 gallon of water. Use sufficient spray to obtain full and uniform coverage. Avoid spraying to the point of runoff. Adjust spray volume used to plant size		
Plants	Insects	Instructions
<b>INDOORS:</b> To protect plants in greenhouses and lathhouses, and indoor landscaping.  Ageratum, Ardisia, Aster, Azalea, Baby's breath, Begonia, Birdsnest fern, Bleeding heart, Carnation, Chrysanthemum, Coleus, Crown of Thorns, Cockscomb, Cyclamen, Dracaena, Dumbcane, English Ivy, Fuchsia, Gladiolus, Grape Ivy, Hypoestes Ivy, Juniper, Lily, Marigold, Orchid, Palm, Pansy, Peperomia, Petunia, Philodendron, Piggyback plant, Poinsettia, Portulaca, Pothos, Prayer Plant, Purple Passion, Rabbits Foot Fern, Rose, Schefflera, Snapdragon, Snake Plant, Statice, Velvet Plant, Verbena, Zinnia	Aphids, Armyworms, Corn earworms, Exposed thrips, Cankerworms (Fall & Spring), Inchworms, Japanese Beetles, Leafminers, Leafrollers, Mealybugs, Scales, Spider mites, Thrips (exposed), Whiteflies	Spray directly on insects. Remove infested plants from living areas or areas likely to be occupied by children, pets (particularly fish) prior to applications. When plants are dry, they can be returned to their original location. Do Not use more product than is recommended as this may cause plant injury. Use with care on ferns, palms and fuchsia. As with all plants listed above, especially carnations, chrysanthemums and roses, there exists a wide variety of species and cultivars, and, therefore, a wide variety of susceptibility to injury. To test for possible phytotoxicity, spray a few plants as described above, wait 24 hours, and check for possible injury. Repeat applications at 4 to 14 days intervals may be made only as necessary for insect control. Repeat applications may be necessary to control adult Japanese beetles on roses.
Chrysanthemums	Armyworms, Cabbageworms, Cutworms, Leafrollers	



6/19

Velvet plants	Fungus gnats	
---------------	--------------	--

**ROSES & FLOWERS**  
 Mix 1½ teaspoons in 1 gallon of water. Apply as a uniform spray, thoroughly wetting all plant parts. Do not spray to the point of runoff. Try to cover underside of leaves and penetrate dense foliage. Adjust spray volume used to plant size.

Plants	Insects	Instructions
Ageratum, Aster, Azalea, Begonia, Coleus, Common ninebark and snowberry, Exacum, Gladiolus, Gold bells, Hypoestes, Ivy, Lilac, Marigold, Mock-orange, Nannyberry, Orchid, Pansy, Pea shrub, Petunia, Poinsettia, Rhododendron, Rose, Snapdragon, Zinnia	Aphids, Bagworms, Cicadas, Cankerworms (Fall), Inchworms, Leafminers, Leafrollers, Mealybugs, Spider Mites, Thrips (exposed), Webworms (Fall), Whiteflies	Spray in the later afternoon or evening when the temperature ranges from 50° to 75°F and when there is little or no wind. Spray at the first sign of insects. Repeat at 4 to 8 day intervals only as necessary for insect control. Application can be made up to the day of collection.

7/19

**[BACK/SIDE LABEL PANEL CONT'D]**


<b>ORNAMENTAL TREES &amp; SHRUBS</b>		
<p>Mix 1½ teaspoons in 1 gallon of water. Apply as a uniform spray, thoroughly wetting leaves and branches. Do not spray to the point of runoff. Try to cover underside of leaves and penetrate dense foliage. Adjust spray volume used to plant size</p>		
<b>Plants</b>	<b>Insects</b>	<b>Instructions</b>
Arizona Cypress, Azalea, Birch, Non-bearing Cherry, Non-bearing Citrus, Conifers, Elm, English ivy, Euonymus, Weeping Fig, Fir, Honeysuckle, Lilac, Mock-orange, Oak, Palm, Philodendron, Pine, Poinsettia, Tulip, Rhododendron, Taxus	Aphids, Bagworms, Cicadas, Cankerworms (Fall), Inchworms, Leafminers, Leafrollers, Mealybugs, Spider Mites, Thrips (exposed), Webworms (fall), Whiteflies	<p>Spray in late afternoon or evening, when the temperature ranges from 50° to 75°F and when there is little or no wind. Spray at the first sign of insects. Repeat applications at 4 to 8 day intervals only as needed to control infestations. Applications can be made up to the day of collection.</p>
Conifer	Budworms	
Elm	Elm Leaf Beetles, Elm Spanworms, Fall Webworms,	
Douglas and Grand Firs	Tussock Moths	
Non-bearing Citrus	Citrus Black Flies	
Oak	Oakworms	
Pine	Pine Beetles, Pine Moths, Pine Needle Miners, Needle Scales,	

**To Control and Prevent Bark Beetles & Boring Insects (including, but not limited to: Ash Borer, Bronze Birch Borer, Rhododendron Borer, Elm Bark Beetles and Turpentine Beetles):** Mix 1½ to 3 fl. oz. of this product per 1 gallon water. Treat lower branches and trunk areas until thoroughly wet but avoid applying to the point of runoff. Apply prior to adult emergence. Use the higher rate for heavy pest infestation. Use the lower rate for preventative control. Apply in early May and again in early June.

8/19

[BACK/SIDE LABEL PANEL CONT'D]

<b>NUISANCE PESTS IN OUTDOOR AREAS</b>		
Mix at the rate of 6 <sup>2</sup> / <sub>3</sub> fl. oz. per 1 gallon water to treat 1,600 linear feet (or 1 <sup>2</sup> / <sub>3</sub> fl. oz. per quart water to treat 400 linear feet) with a 6-inch spray band.		
<b>Where</b>	<b>Insects</b>	<b>Instructions</b>
Outside Surfaces of Buildings	Ants, Clover mites, Crickets, Earwigs, Millipedes, Sowbugs (pillbugs)	To help prevent infestation of buildings, treat the building foundation to a height of 2 to 3 feet, where pests are active and may find entrance. Also, apply as a residual spray to outside surfaces of buildings, including porches, screens, window frames, eaves, patios, garages, refuse dumps and other areas where these pests congregate or have been seen. Repeat treatment every 14 days only as needed to maintain insect control.
	Ants, Crickets, Earwigs, Fleas, Lone Star Ticks,	For localized infestations of these insects in areas where there are weeds or bushy non-crop areas, spray infested areas thoroughly. For Ants, thoroughly wet hills and runways. Repeat applications only when reinfestation occurs.
Other Outdoor Areas	Flies (Cluster and House), Flying moths, Gnats, Mosquitoes	Use as an aid in reducing the annoyance from these insects, spray outside surfaces of screens, doors, window frames or wherever these insects may enter the room. Also treat surfaces around light fixtures on porches, in garages and other places where these insects alight or congregate.
	Tent Caterpillars	Apply when caterpillars are young and tents are first noticed. For best results, apply in the late afternoon or evening, when caterpillars have returned to their tents. Wet tents with spray on all sides. A few caterpillars may be seen escaping from the tent; however, they should die within several hours. Treat new tents that may appear.






9/19

[BACK/SIDE LABEL PANEL CONT'D]

**FOR LAWN AREAS (Bentgrass, Bermudagrass, Bluegrass, Dichondra, Fescue, Irish Moss, Merion & St. Augustine Grass):** For control of *Ants, Armyworms, Brown Dog Ticks, Chinch Bugs, Crickets, Cutworms, Fire Ants, Fleas, Grasshoppers, Japanese Beetle Grubs, Mole Crickets, Sod Webworms.* Consult the following chart:

Pests	Directions
Armyworms, Cutworms, Chinch bugs, Fleas, Japanese beetle grubs, Mole crickets, Sod webworms, Brown dog ticks, Crickets, Grasshoppers, Ants	For best results, thoroughly wet down grass at least 24 hours before applying. Lawn soil should be moist prior to application. Home lawns should be no taller than 3 inches at time of application. Slightly more water may be used as long as the amount of product per area is used as follows: For heavy infestations, repeat application after 2 weeks. For Ants, Crickets, Grasshoppers mix ½ fl. oz. (1 Tbs.) in 3 gallons of water and apply to cover 1,000 sq. ft.. For all other insects, mix 1½ fl. oz. (3 Tbs.) in 10 gals. of water and apply to cover 1,000 sq. ft.
Fire Ants	Mix 1½ fl. oz. (3 Tbs.) in 1 gallon of water to treat one mound. Apply the solution as a gentle rain to each Fire ant mound using a sprinkler can. Thoroughly wet the mound and the surrounding area to a 4-foot diameter. For best results, apply in cool weather, 65° - 85° F, or in early morning or late evening hours. Treat new mounds as they appear. Do not disturb the mound prior to treatment. Treat all mounds in the vicinity, and treat all colonies which have not yet constructed mounds. Do not use equipment that produces a pressurized spray since this will disturb fire ants and cause migration, reducing product effectiveness. Use this same method for Fire Ants that exist in containerized plants

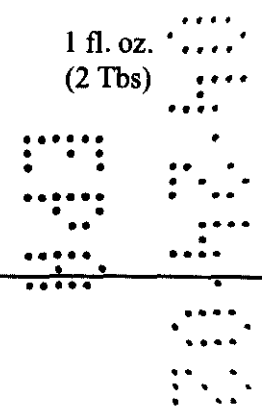


10/19

**[BACK/SIDE LABEL PANEL CONT'D]**


**VEGETABLES (For Home Vegetable Gardens Only):** Mix at the rate in the table below in 4 gallons of water to cover 4,000 square feet. Spray at first sign of insects. Wet the plants for thorough and uniform coverage but avoid runoff. Try to cover the underside of leaves and penetrate dense foliage. Treat in late afternoon or evening, when the temperatures is cooler and when there is little or no wind.

Vegetable	Target Pest(s)	Remarks	Rate/4 Gallons Water
Asparagus (pre-harvest)	Cutworm, Asparagus Beetle	Do not apply more than 4 applications per season. Can be applied up to 3 days prior to harvest.	1½ fl. oz. (3 Tbs)
Asparagus (post-harvest)	Larval stages of Asparagus Beetle, Tarnished Plant Bug, Lygus Bugs and Adult Japanese Beetle	Treat ferns or brush growth after spear harvest when insects are present.	1½ fl. oz. (3 Tbs)
Beans	Mexican Bean Beetle, Leafhopper, Flea Beetle, Corn Earworm, Lygus and Stinkbug	Do not make more than 8 applications per season. Can be applied up to 3 days prior to harvest	2 fl. oz. (4 Tbs)
Celery - See Leafy Vegetables			
Cole Crops: Broccoli, Brussels Sprouts, Cabbage, Cauliflower	Beet Armyworm, Diamond Back Moth, Imported Cabbageworm, Cabbage-aphid, Cabbage Looper	Apply every 5 days only as needed to maintain insect control. Can be applied up to 1 day prior to harvest. Do not make more than 8 applications on Cauliflower, Brussels Sprouts and Broccoli and 10 applications on Cabbage per season.	1 fl. oz. (2 Tbs)



11/19

<p><b>Cucurbits:</b>          Balsam Pear (Bitter Melon), Chinese Wax Gourd (Chinese Preserving Melon), Citron Melon, Cucumber, Gherkin, Edible Gourds; Melons including hybrids such as Cantaloupe, Casaba, Crenshaw, Honeydew, Honey Balls, Mango Melon, Muskmelon, Persian Melon, Pumpkin, Summer &amp; Winter Squash, Watermelon</p>	<p>Aphids, Cabbage Looper, Cucumber Beetle (Adults), Cutworms, Leafhoppers, Leafminers, Melonworms, Pickleworm, Plant Bugs, Squash Bugs, Flea Beetle</p>	<p>Do not make more than 8 applications per season. Ensure uniform coverage. Can be applied up to day of harvest.</p>	<p>1 fl. oz. (2 Tbs)</p>
<p>Eggplant</p>	<p>Colorado Potato Beetle, Vegetable Leaf Miner</p>	<p>Do not exceed 16 applications per season. Can be applied up to 3 days prior to harvest.</p>	<p>3 fl. oz. (6 Tbs)</p>
<p>Horseradish (foliar application)</p>	<p>Imported Crucifer Weevil</p>	<p>Do not exceed 3 foliar applications per season. Can be applied up to 22 days prior to harvest.</p>	<p>3 (6 Tbs)</p>



12/19

<p><b>Leafy Vegetables:</b>          Amaranth, Arrugula, Celery, Celtuce, Chervil, Corn Salad, Chrysanthemum (edible-leaved &amp; garland), Cress (garden &amp; upland), Dandelion, Dock, Endive, Fennel, Lettuce (head &amp; leaf), Orach, Parsley, Purslane (garden &amp; winter), Rhubarb, Spinach, Swiss Chard</p>	<p>Alfalfa Looper, Aphids, Beet Armyworm, Cabbage Looper, Corn Earworm, Cutworms, European Corn Borer, Fall Armyworm, Green Cloverworms, Southern Armyworm, Tobacco Budworm, Vegetable Leafminer</p>	<p>Apply every 5 to 10 days only as needed for insect control. Do not make more than 7 applications per crop. Can be applied up to 1 Day of harvest.</p>	<p>2 fl. oz. (4 Tbs)</p>
<p>Melons - See Cucurbits</p>			
<p>Potatoes</p>	<p>Beet Armyworm, Colorado Potato Beetle, Potato Leafhopper, Potato Flea Beetle, Aster Leafhopper, Potato Aphid, Potato Tuberworm, Cabbage Looper, Cutworms, European Corn Borer, Potato Psyllid, Tarnished Plant Bug</p>	<p>Do not apply more than 12 applications. Can be applied up to 7 days prior to harvest.</p>	<p>1½ fl. oz. (3 Tbs)</p>
<p>Peppers</p>	<p>Vegetable Leafminer, Cabbage Looper, Flea Beetle, Corn Earworm, Pepper Weevil, European Corn Borer</p>	<p>Do not make more than 8 applications per season. Can be applied up to 3 days prior to harvest.</p>	<p>2 fl. oz. (4 Tbs)</p>
<p>Strawberries, Raspberries, Blueberries</p>	<p>Strawberry Weevil, Aphids, Spider Mite, Lygus Bug, Flea Beetle, Omnivorous Leafhopper, Spittlebug, Japanese Beetle, Field Cricket, Red Spider, Leafroller, Weevils</p>	<p>Do not make more than 8 applications per season. Do not apply within 14 days of harvest.</p>	<p>1/5 fl. oz. (7 tsp)</p>

13/19

Sweet Corn	Corn Earworm, European Corn Borer, Fall Armyworm, Southern Armyworm	Apply every 5 days only as needed to maintain pest control. Do not make more than 6 applications per season. Can be applied up to 1 day prior to harvest.	1½ (3 Tbs)
Tomatoes (Do not apply on cherry tomatoes and varieties yielding tomatoes less than one inch in diameter.)	Beet and Southern Armyworm, Tomato Pinworm, Tomato Fruitworm, Horn Worms, Granulate Cutworms, Colorado Potato Beetle, Cabbage Looper	Do not make more than 6 applications per season. Can be applied up to date of harvest.	1½ (3 Tbs)

14/19

**[BACK/SIDE LABEL PANEL CONT'D]**

**TREE FRUIT AND NUT CROPS GROWN AROUND THE HOME:**

Mix 2 fl. oz. (4 Tbs) in 4 gallons of water. Spray at the first sign of insects. Wet trees for thorough and uniform coverage but avoid applying to the point of runoff. Try to cover underside of leaves and penetrate dense foliage.

Trees (Fruit or Nut)	Target Pest(s)	Remarks
Almonds, Pecans	Navel Orange Worm, Peach Twig Borer	Apply when insects appear. For Almonds, do not make more than 2 applications during the period when the outer hull of the almond has started to open. Do not make more than 5 applications per season. Can be applied up to 7 days prior to harvest.
Apples	Plum Curculio, Redbanded Leafroller, Rosy Apple Aphid, Spotted Tentiform Leafminer, Tarnished Plant Bug, White Apple Leafhopper, Obliquebanded Leafroller, Green Fruitworm, Japanese Beetles	Apply when insects appear. Do not make more than 3 applications per season. Do not apply after petal fall.
Peaches	Lesser Peachtree Borer, Peach Twig Borer, Plum Curculio, Tarnished Plant Bug, Green Fruit Worm, Oriental Fruit Moth	Apply when insects appear. Do not apply within 7 days of harvest. Do not make more than 8 applications per season.
Pears	Aphids, Pear Psylla, Green Fruitworm, and Codling Moth	Apply when insects appear. Do not apply more than 3 applications per season. Can be applied up to 14 days prior to harvest.

15/19

[BACK/SIDE LABEL PANEL CONT'D]

**ANIMAL AND ANIMAL QUARTERS:** For use on dogs and residential (personal) domestic animal use.

**FOR USE ONLY ON DOGS AND LISTED "DOMESTIC" LIVESTOCK**

**Treatment of Animals & Animal Quarters:** To aid in control of Horn Flies, Face Flies, Houseflies, Mosquitoes, Gnats, Stable Flies, Horse Flies, Deer Flies, Blood Sucking Lice, Poultry Lice, Bedbugs, Mites, Fleas & Ticks: Mix this product at a rate of 1 part concentrate in 19 parts water (6.7 fluid ounces product per 1 gallon water).

**For Livestock:** To protect cattle (beef or dairy), goats, sheep, hogs and horses from horn flies, face flies, houseflies, mosquitoes, and gnats: Apply a light mist sufficient to wet the surface of the hair. For face flies, spray face and head, but do not spray into the eyes.

**To Control Stable Flies, Horse and Deer Flies:** Apply at a rate of 2 fluid ounces per adult animal, sufficient to wet the hair thoroughly. Repeat treatment daily or only at intervals as necessary to provide continued protection.

**To Control Blood-Sucking Lice:** Apply to the infested areas of the animal using a stiff brush to move the spray to the base of the hair. Repeat treatment every 3 weeks only as necessary for lice protection.

**To Control Poultry Lice:** Spray roosts, walls and nests or cages to thoroughly wet but not to the point of runoff. This should be followed by spraying over the birds with a fine mist.

**To Control Bedbugs and Mites in Poultry Houses:** Thoroughly spray crevices of roost poles, cracks in walls, and cracks in nests where the bedbugs and mites hide. Do not apply to the point of runoff

**On Dogs:** To kills Fleas, Ticks, Lice - Start spraying at the tail, moving the dispenser rapidly and making sure that the animals's entire body is covered, including legs and underbody. While spraying, fluff the hair so that the spray will penetrate to the skin. Make sure spray wets thoroughly. Reapply every 35 days only as needed to control pests. Do not spray into eyes or face. Avoid contact with genitalia. Do not treat puppies less than twelve weeks old. Consult a veterinarian before using this product on debilitated, aged, pregnant or nursing animals, or animals on medication. **DO NOT use this product on cats.** Sensitivities may occur after using any pesticide product for pets. If signs of sensitivity occur, bathe your pets with mild soap and rinse with large amounts of water. If signs continue, consult a veterinarian immediately.

**WOOD-INFESTING INSECTS INCLUDING TERMITES\*:** For Beetles (Furniture, Deathwatch, False powderpost, Longhorned, Powderpost), Carpenter Ants and other wood-infesting ants, Carpenter bees and Termites\* including dry-wood termites\*: Treat

16/19

**[BACK/SIDE LABEL PANEL CONT'D]**

outside surfaces of buildings, porches, wooden decks and patios, wooden fences, window frames, doorways, foundations, eaves, patios, garages, garbage areas and other areas where you may find these pests. Mix 2½ fl.ozs. with 1 gallon of water to treat 100 sq.ft. Spray infested surfaces until thoroughly wet, avoiding dripping and runoff. Apply evenly on wood surfaces. To treat small areas, apply by brushing or spraying the diluted spray. For large areas, use a coarse, low pressure spray. Repeat treatment only as needed to maintain effectiveness. Do not spray into electrical outlets or utilities.

Spray infested areas and areas likely to be infested, such as wood surfaces, voids and channels in damaged wood, spaces between wooden parts of a structure, and between wood and foundations where infestation is likely to occur, also around fenceposts, wood piles(do not use on firewood) and tree stumps.

Suitable protective clothing should be worn in confined or overhead areas to prevent exposure to eyes and skin. The use of eye protection, protective head covering, chemical resistant gloves and footwear, a long-sleeved shirt and long pants or coveralls are recommended. Do not permit contact with treated surfaces until spray has dried. Treated confined areas such as detached garages, under porches and decks, should be ventilated during and immediately following application before the areas are re-occupied.

**FOR CARPENTER ANTS:** Spray around doors and windows and other places where ants may enter or crawl and hide. Also treat cracks and crevices or openings into wall voids or other areas where these ants may be present.

**FOR CARPENTER BEES:** Spray or inject into holes and tunnels already made by the bees with a tank sprayer, and spray areas where they are beginning to build tunnels into the wood.


**FOR TERMITES\* INCLUDING DRY-WOOD TERMITES\*:** Treat as for other wood-infesting insects. This product will kill workers and winged reproductive forms of termites in the treated areas. Re-treat only as needed to maintain effectiveness.

\* For localized control only. Such applications for termites are not a substitute for mechanical alternation, soil treatment or foundation treatment, but are merely a supplement. For active termite infestations, get a professional inspection.

**SOIL TERMITE TREATMENT DIRECTIONS**

**SUBTERRANEAN TERMITES: DO NOT USE INSIDE DWELLINGS.** For use around existing structures, not for pre-construction use. For post-construction treatment around residential buildings.

**Precaution:** When treating adjacent to an existing structure, the applicator must check the area to be treated, and immediately adjacent areas of the structure, for visible and accessible cracks and





17/19

**[BACK/SIDE LABEL PANEL CONT'D]**

holes to prevent any leaks or significant exposures to persons occupying the structure. People present or residing in the structure during application must be advised to remove their pets and themselves from the structure if they see any signs of leakage. After application, the applicator is required to check for leaks. All leaks resulting in the deposition of termiticide in locations other than those prescribed on this label must be cleaned up prior to leaving the application site. Do not allow people or pets to contact contaminated areas or to reoccupy contaminated areas of the structure until the clean up is completed.

Mix 6.7 fl.oz. of this product per 1 gallon of water (makes 0.5% water emulsion). Apply as specified below. One treatment should last up to 5 years if treated soil is left undisturbed. Kills and controls subterranean termites. Chemicals for soil treatment are used to establish a barrier against termites. The chemical emulsion must be adequately dispersed in the soil to provide a barrier between the wood in the structure and the termite colonies in the soil. Barriers may be established in the soil on the outside perimeter of the house by trenching using a rate of 1 gallon of emulsion per 2½ linear feet per foot of depth [or, 4 gallons of emulsion per 10 linear feet per foot of depth]. A complete treatment may require treatment with another EPA registered product to the inside perimeter of the foundation and to other crucial areas. For these situations, contact a licensed pest control operator for treatment. Do not use under slabs, in crawl spaces, or indoors. If termites are found within the house or structure, contact a licensed pest control operator for treatment.

Remove all wood debris and wood forms. Around piers, pipes, chimney bases and along foundations of poured concrete, dig a trench 6 inches wide and 4 inches deep. For brick and block foundations, dig the trench about 12 inches deep. If the footing is more than 12 inches deep, make holes with a crowbar, pipe or rod about 1 foot apart that extend from the trench bottom to the top of the footing. Make holes closer in hard-packed clay soils. **Never dig below the top of the footing.** Apply the prepared emulsion (or solution) in the trench and to the backfill at the rate of 1 gallon per 2½ linear feet per foot of depth [or, 4 gallons of emulsion per 10 linear feet per foot of depth].

For raised porches, terraces and entrance slabs outdoors, drill holes at one foot intervals, 6 inches from the foundation, and pour one-half gallon of emulsion (or solution) into each hole. Refill holes

Be sure to treat the interiors of accessible hollow block foundations at the same rate as above. Do not use in structural voids insulated with rigid foam. Be careful to have adequate ventilation when treating areas under structure. For severe infestations or treatment under slabs with heat ducts or radiating heat pipes, in basements and buildings with sufficient crawl space, etc., contact a licensed pest control operator or termite control service.

**NOTE:** Avoid contamination of public and private water supplies by following these precautions. Do not allow a hose or any type of faucet extension to reach into the termite chemical solution while filling or mixing this material with water. Use anti-backflow or anti-

18/19

**[BACK/SIDE LABEL PANEL CONT'D]**

siphonage equipment on all filling equipment. These devices can be purchased at hardware or plumbing supply stores. Use of anti-backflow equipment will help ensure that the user of this chemical will not contaminate domestic water supplies.

Refer to FHA (Federal Housing Administration), state and local specifications for safe distances of treatment areas from wells. Do not treat structures that have cisterns, wells, French drains, or sump systems. Soil in the vicinity of wells, cisterns or ponds should not be treated. For those situations, contact the local Cooperative Extension Service or consult a commercial pest control service. Do not treat soil that is water saturated or frozen or in any conditions where runoff or movement from the treatment area (site) is likely to occur.

Retreatment for subterranean termites can only be performed if there is clear evidence of reinfestation or disruption of the barrier due to construction, excavation, or landscaping and/or evidence of the breakdown of the termiticide barrier in the soil. These vulnerable or reinfested areas may be retreated in accordance with application techniques described in this product's labeling. The timing and type of these retreatments will vary, depending on factors such as termite pressure, soil types, soil conditions or other factors which may reduce the effectiveness of the barrier.

Annual retreatment of the structure is prohibited unless there is clear evidence that reinfestation or barrier disruption has occurred.

**PRECAUTIONARY STATEMENTS  
HAZARDS TO HUMANS & DOMESTIC ANIMALS**

**WARNING:** Causes skin irritation and moderate eye injury. Harmful if swallowed, inhaled or absorbed through skin. Prolonged or frequently repeated skin contact may cause allergic reactions in some individuals. Do not get on skin or on clothing. Avoid contact with eyes. Avoid breathing vapor or spray mist. Wash thoroughly with soap and water after handling. Remove contaminated clothing and wash clothing before re-use. Do not allow children or pets to go onto a treated area until the treated area such as grass or soil has dried.

<b>FIRST AID</b>	
Have the product container or label with you when calling a poison control center or doctor, or going for treatment.	
If swallowed	<ul style="list-style-type: none"> <li>• Immediately call a poison control center or doctor.</li> <li>• Do not induce vomiting unless told to do so by a poison control center or doctor.</li> <li>• Do not give any liquid to the person.</li> <li>• Do not give anything by mouth to an unconscious person.</li> </ul>

19/19

If in eyes	<ul style="list-style-type: none"> <li>• Hold eye open and rinse slowly and gently with water for 15-20 minutes.</li> <li>• Remove contact lenses, if present, after the first 5 minutes, then continue rinsing eye.</li> <li>• Call a poison control center or doctor for treatment advice.</li> </ul>
If on skin or clothing	<ul style="list-style-type: none"> <li>• Take off contaminated clothing.</li> <li>• Rinse skin immediately with plenty of water for 15-20 minutes.</li> <li>• Call a poison control center or doctor for treatment advice.</li> </ul>
If inhaled	<ul style="list-style-type: none"> <li>• Move person to fresh air.</li> <li>• If person is not breathing, call 911 or an ambulance, then give artificial respiration, preferably by mouth-to-mouth, if possible.</li> <li>• Call a poison control center or doctor for treatment advice.</li> </ul>

**Note to Physician and Veterinarian:** Do not administer or instill milk, cream or other substances containing vegetable or animal fats which enhance absorption of lipophilic substances. This product contains petroleum distillates. Vomiting may cause aspiration pneumonia.

**Emergency Phone Numbers:**

Transportation or Spill, Call CHEMTREC: 800-424-9300

Human Health, Call Poison Control Center: 800-900-4044

Animal Health, Call ASPCA: 800-345-4735

**ENVIRONMENTAL HAZARDS**

This pesticide is highly toxic to fish and other aquatic organisms. Do not apply directly to water or to areas where surface water is present or to intertidal areas below the mean high water mark. Drift and runoff from treated areas may be hazardous to aquatic organisms in treated areas. Do not contaminate water when disposing of equipment washwaters. This product is highly toxic to bees exposed to direct treatment of blooming crops or weeds. Do not apply this product or allow it to drift to blooming crops or weeds while bees are actively visiting the treatment area.

**PHYSICAL & CHEMICAL HAZARDS**

Do Not use or store near heat or open flame. Do Not use this product in or around electrical equipment due to the possibility of shock hazard.

**NOTICE:** BUYER ASSUMES ALL RISKS OF USE, STORAGE OR HANDLING OF THIS PRODUCT NOT IN STRICT ACCORDANCE WITH DIRECTIONS GIVEN HEREWITH. VOLUNTARY PURCHASING GROUPS, INC. WARRANTS THIS PRODUCT TO CONFORM TO THE CHEMICAL DESCRIPTION ON THE LABEL AND FOR THE PURPOSES STATED ON THE LABEL. THE LIMIT OF ANY LIABILITY INCURRED SHALL BE THE PURCHASE PRICE PAID BY THE USER OR BUYER.

VOLUNTARY PURCHASING GROUPS, INC.  
P.O. BOX 460  
BONHAM, TX 75418

EPA Reg. No. 7401-456  
EPA Est. No. 7401-TX-1

REVISED: 04-19-02

S:\MAIN\VOLUNTARY PURCHASING GROUPS\LABELS\HY PERM CON LAWN, GARDEN, PET & LIVESTOCK\INSECT CONTROL

