

7173-293

08 | 01 | 2013

1/13



UNITED STATES ENVIRONMENTAL PROTECTION AGENCY
WASHINGTON, D.C. 20460

OFFICE OF CHEMICAL SAFETY
AND POLLUTION PREVENTION

AUG 01 2013

Mr. Thomas Schmit
Liphatech, Inc.
3600 W. Elm St.
Milwaukee, WI 53209

Dear Mr. Schmit:

Subject: Labeling amendment to Chlorophacinone Bait Station to add
6 optional graphics.
EPA Registration No. 7173-293
Submission Date: May 9, 2013

The labeling referred to above, submitted in connection with registration under the Federal Insecticide, Fungicide, and Rodenticide Act (FIFRA), as amended, is acceptable.

Note: Should you wish to add a reference to the company's website on your label, please be aware that the website becomes labeling under the Federal Insecticide Fungicide and Rodenticide Act and is subject to review by the Agency. If the website is false or misleading, the product would be misbranded and unlawful to sell or distribute under FIFRA section 12(a)(1)(E). 40 CFR 156.10(a)(5) list examples of statements EPA may consider false or misleading. In addition, **regardless of whether a website is referenced on your product's label**, claims made on the website may not substantially differ from those claims approved through the registration process. Therefore should the Agency find or if it is brought to our attention that a website contains false or misleading statements or claims substantially differing from the EPA approved registration, the website will be referred to the EPA's Office of Enforcement and Compliance Assurance.

A stamped copy is enclosed for your records. Please submit one (1) final printed copy for the above mentioned label before releasing the product for shipment. If you have any questions regarding this label, please contact Jennifer Gaines at (703) 305-5967.

Sincerely yours,

A handwritten signature in black ink, appearing to read "Jennifer Gaines" or similar, written over a line.

John Hebert
John Hebert
Product Manager (07)
Insecticide-Rodenticide Branch
Registration Division (7505P)

2/13

ACCEPTED
AUG 01 2013
Under the Federal Insecticide,
Fungicide, and Rodenticide Act,
as amended, for the pesticide
Registered under
EPA Reg. No. 7173-293

Chlorophacinone Refillable Bait Station

**THIS BAIT STATION IS RESISTANT TO TAMPERING BY
CHILDREN. USE INDOORS ONLY.**

KILLS HOUSE MICE

Active Ingredient: chlorophacinone 0.005%
Other Ingredients 99.995%
Total 100.000%

EPA Reg. No. 7173-293

EPA Est. No. 7173-WI-1

KEEP OUT OF REACH OF CHILDREN

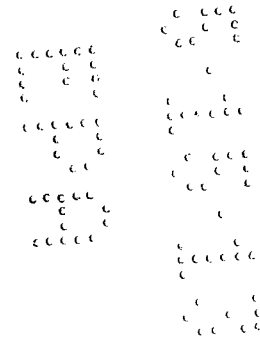
CAUTION:

See side panel for additional precautionary statements.

Net Weight: 0.84 ounces up to 16 ounces

1 bait station containing .42 oz (12 g) bait and X .42 oz (12 g) bait block refills
where X = 1 up to 37

(Liphatech Logo)
Liphatech, Inc.
3600 West Elm Street
Milwaukee, WI 53209
414-351-1476



PRECAUTIONARY STATEMENTS
Hazard to Humans and Domestic Animals

CAUTION: Harmful if swallowed, absorbed through the skin, or inhaled. Causes moderate eye irritation. Avoid contact with eyes, skin or clothing. Avoid breathing dust. Keep away from children, domestic animals and pets. Wear waterproof gloves when handling bait or dead rodents. Wash arms hands and face with soap and water after handling bait or bait station.

FIRST AID

Have this label with you when obtaining treatment advice.

If swallowed: Call a poison control center or doctor immediately for treatment advice. Have person sip a glass of water if able to swallow. Do not induce vomiting unless told to do so by the poison control center or doctor.

If in eyes: Hold eye open and rinse slowly and gently with water for 15-20 minutes. Remove contact lenses, if present, after first 5 minutes, then continue rinsing eye. Call a poison control center or doctor immediately for treatment advice.

If on skin or clothing: Take off contaminated clothing. Rinse skin immediately with plenty of water for 15-20 minutes. Call a poison control center or doctor immediately for treatment advice.

If inhaled: Move person to fresh air. If person is not breathing, call an ambulance, then give artificial respiration, preferably mouth-to-mouth, if possible. Call a poison control center or doctor immediately for treatment advice.

Treatment for Pet Poisoning: If animal eats bait, call veterinarian at once.

Note to Physician or Veterinarian: Contains the anticoagulant chlorophacinone, If swallowed, this material may reduce the clotting ability of blood and cause bleeding. For humans or dogs that have ingested this product, or have obvious poisoning symptoms (bleeding) or prolonged prothrombin times, give Vitamin K₁ by intramuscular or oral administration.

ENVIRONMENTAL HAZARDS: This product is extremely toxic to mammals and birds. Dogs, cats and other predatory and scavenging mammals and birds might be poisoned if they feed upon animals that have eaten the bait.

STORAGE AND DISPOSAL

Pesticide storage: Store only in original container in a cool, dry place inaccessible to children and pets. **Disposal:** Nonrefillable container. Do not reuse or refill this container except as described in the directions for use. **If empty:** Place in trash or offer for recycling if available. **If partly filled:** Call your local solid waste agency for disposal instructions. Never place unused product down any indoor or outdoor drain.

WARRANTY: To the extent consistent with applicable law, seller makes no warranty, expressed or implied, concerning the use of this product other than indicated on the label. Buyer assumes all risk of use and/or handling of this material when such use and/or handling is contrary to label instructions.

(ALTERNATE WARRANTY STATEMENTS:)

To the extent consistent with applicable law, buyer assumes all responsibility for safety and use not in accordance with directions.

DIRECTIONS FOR USE

It is a violation of Federal law to use this product in a manner inconsistent with its labeling. **READ THIS LABEL** and follow all use directions and use precautions. Use only for the sites, pests and application methods described on this label.

USE RESTRICTIONS: This bait station may be used in indoor areas accessible to children, consistent with all use restrictions and other requirements indicated in this label. **DO NOT USE THIS PRODUCT OUTDOORS OR IN AREAS ACCESSIBLE TO PETS.** This product may only be used to control house mice inside homes. For use in non-food/non-feed areas. Do not contaminate human or pet food preparation items or areas. Do not place near or inside ventilation duct openings.

Selection of Treatment Areas: Determine areas where mice will most likely find and consume bait. Generally, these are along walls, by gnawed openings, in corners and concealed places, between floors or walls, or in locations where house mice or their signs have been seen. Remove as much alternative food as possible.

APPLICATION DIRECTIONS:

Remove bait station from package and place in horizontal or vertical position with side against wall, exposing both entrances. Place station along wall or in corner where mice or their signs have been seen. When using multiple bait stations, space them 8 to 12 feet apart. Placements not touched after three days should be moved to new locations where mouse activity is evident. Maintain a constant supply of fresh bait for 15 days or until signs of house mouse activity cease. Refill bait stations if contents are consumed or contaminated. Wearing waterproof gloves, collect and dispose of all visible dead animals and leftover bait properly. To discourage reinfestation, limit sources of rodent food, water and harborage as much as possible. If another infestation occurs, repeat treatment.

(ALTERNATE PRESENTATION OF APPLICATION DIRECTIONS:)

APPLICATION DIRECTIONS:

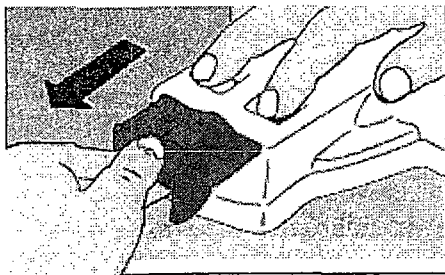
1. Clean up: Eliminate possible rodent food sources. Store food in sealed containers and sweep up food spills.
2. Select Areas for Placement: Focus on areas where rodents have been active - generally along walls, between floors or wall, inside cabinets, under appliances, in basements, attics or garages. Be sure to place out of reach of pets.
3. Bait Station: Remove bait station from package and place station in horizontal or vertical position against wall with both entrances exposed. When using multiple bait stations, space them 8 to 12 feet apart.
4. Dispose: Maintain a constant supply of fresh bait for 15 days or until signs of mouse activity cease. See refill instructions on how to refill bait station. When rodents are eliminated, wear waterproof gloves to collect and dispose of all visible dead animals and remaining bait.
5. Prevent: To prevent another infestation, limit sources of rodent food and water as much as possible.

Refill Instructions: (optional graphics may be added to illustrate each step)


1. While pushing both buttons down, pull out tray.
2. Press wrapped bait block [mini-block] firmly into tray making sure peg goes through the center of the bait block. Mice will eat through wrapper.
3. Slide tray into station until you hear a click.
4. Place station in horizontal or vertical position against wall with both entrances exposed, in areas that are NOT accessible to pets.

(Optional Graphics Illustrating Refill Instructions, to be used only in conjunction with the written refill instructions shown above. Graphic images, if used, will be located immediately adjacent to the corresponding word instruction.)

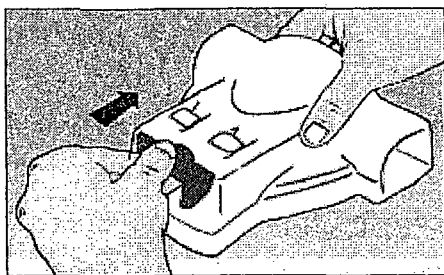
Step 1



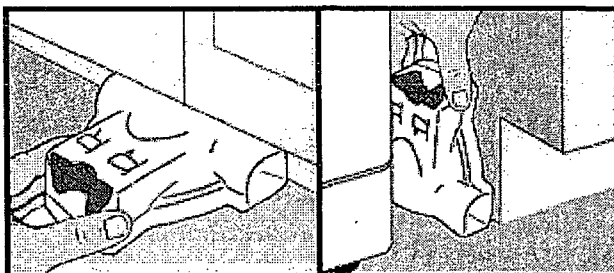
Step 2



Step 3



Step 4



Label on bait station:

Chlorophacinone Refillable Bait Station

<p>THIS BAIT STATION IS RESISTANT TO TAMPERING BY CHILDREN. USE INDOORS ONLY IN AREAS INACCESSIBLE TO PETS.</p>
--

DO NOT ALLOW CHILDREN OR PETS TO PLAY WITH BAIT STATIONS.

This bait station can only be refilled with the bait blocks sold with this station.

CAUTION: See outer package label for precautionary statements, first aid information and directions for use.

Active Ingredient: chlorophacinone	0.005%
Other Ingredients	99.995%
Total	100.000%

Liphatech, Inc.,
3600 W. Elm St., Milwaukee, WI 53209
414-351-1476

EPA Reg. No. 7173-293

EPA Est. No. 7173-WI-1

Net Weight: .42 oz (12 g)

OPTIONAL MARKETING STATEMENTS:

ORTHO® & Your Environment

That's why ORTHO® products are designed with care to provide effective solutions. Follow instructions for appropriate usage, storage and disposal. Questions, Comments or Medical Information www.ortho.com 1-800-xxx-xxxx [computer and telephone icons]

Easy to Set Claims

- 1. [Patented] [Patent Pending] Keyless design
- 2. Child Resistant
- 3. Each bait block is individually wrapped. No need to touch the bait when placed in station!
- 4. No Assembly
- 5. Refillable Bait Station
- 6. Refillable
- 7. Helps reduce mess [and crumbs]
- 8. Two-Step Set
- 9. Two-Step Design
- 10. Quick-Set Design
- 11. [Load] [Slide] [Fill] & Kill Design [Bait Station]

View Claims

- 12. Easy View [Window] [Bait Well] to see when bait has been eaten and needs to be replaced
- 13. Easy To See Bait Well
- 14. Clear View [Bait Station] [Window] [Design]

Easy Disposal/Cleaner Claims

- 15. Helps reduce mess [and crumbs]
- 16. Convenient Disposal
- 17. [Crumb Shield] [Crumb Barrier] [Crumb Catcher]
- 18. Easy to dispose
- 19. [Crumb Shield] [Crumb Barrier] [Crumb Catcher] Reduces Mess
- 20. Quick Clean Up/Disposal

Bait Station Claims

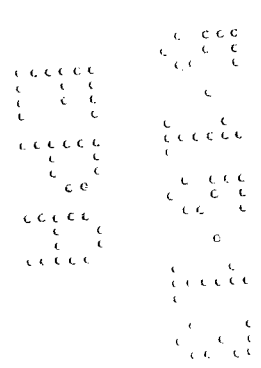
- 21. Child Tamper-Resistant [Design] [Technology]
- 22. Load [Fill] & Lock Design
- 23. Easy Slide Bait Tray
- 24. [Concealed] [Enclosed] Bait
- 25. Covered Design
- 26. [Secure Lock] [Covered] [Refillable] Bait Station Design
- 27. Mice enter station, eat bait and leave
- 28. Mice enter and [feed] [eat] inside

Ingredient Claims

- 29. Individually Wrapped Bait Blocks to Refill Station
- 30. Individually Wrapped Bait Block Refills
- 31. House Mouse Killing Bait Blocks
- 32. Hard edges for mice to gnaw [on]
- 33. Antidote Vitamin K₁ (See "Note to physician or veterinarian" for details)

Area-Related Claims

- 34. [Can be] use in [narrow] [low] [short] places [spots] [spaces] as shown by picture on package, consistent with "Use Restrictions" and "Directions for Use"
- 35. Fits in Tight Spaces as shown by picture on package, consistent with "Use Restrictions" and "Directions for Use"



- 36. [Perfect for][Use in] Tight Spaces as shown by picture on package, consistent with "Use Restrictions" and "Directions for Use"
- 37. Can be [placed] [set] in [hard to reach areas] [out of the way areas] where house mice like to hide, as shown by picture on package, consistent with "Use Restrictions" and "Directions for Use"
- 38. Fits in [hard to reach areas] [areas that are hard to get to] [out of the way places] where house mice like to hide, as shown by picture on package, consistent with "Use Restrictions" and "Directions for Use"



Other claims:

- 43. X Refillable Bait Station(s)
- 44. X Refills [included]
- 45. Pre-filled
- 46. Contains X [individually wrapped] bait blocks
- 47. Patent Pending [Patented]
- 48. [Discrete] design [makes bait less noticeable] [blends in with your home décor]
- 49. [Discrete] design [fits along baseboards / tight spaces] where house mice commonly travel as shown by picture on package, consistent with "Use Restrictions" and "Directions for Use"

Optional marketing statements for use only with alternate warranty statement:

- 50 * If for any reason you, the consumer, are not satisfied with this product, mail us your original proof of purchase to obtain full refund of your purchase price.
(plus one of the following claims 50 through 55)
- 51. Satisfaction guaranteed* or your money back
- 52. "Kills House Mice, Guaranteed!*"
- 53. Guaranteed* [Kill] [Ortho Kill] [to Kill House Mice]
- 54. Ortho Guaranteed* [Kill] [Killing Power]
- 55. [Ortho Guarantee* Killing Power.] [Guarantee.*] [Guarantee* Ortho Kill.]

Optional graphic, to be used on front and/or back of package for The Ortho Group and must be used if you use optional claims for placement in tight places:



OPTIONAL GRAPHICS-

Graphic s (shown on the following pages) will be used on front and/or back retail packaging for The Ortho Group



Do not use this product outdoors or in areas accessible to pets.
 (This text must appear on the same label panel as this graphic element)

7173-293
 050913
 page 7 of 12

refillable | a
 bait station

800-293-1111 ext 17 | (602) 411-1111
 1111 1111 1111 | www.abx.com






Do not use this product outdoors or in areas accessible to pets.
 (This text must appear on the same label panel as this graphic element)

7173-293
 050913
 page 8 of 12

refillable | b
 bait station

5025 Phase II 01.02.13
 41.11.1101 www.b.com





Do not use this product outdoors or in areas accessible to pets.
(This text must appear on the same label panel as this graphic element)

7173-293
050913
page 9 of 12

refillable | c
bait station

500-202 Please 12 15.02.13
212 104 7970 www.ebx.com





Do not use this product outdoors or in areas accessible to pets.
(This text must appear on the same label panel as this graphic element)

7173-293


050913

page 10 of 12

refillable | c1
bait station



1-800-852-Flash 12 | 05/12/13
212-804-7170 | www.cbx.com



Do not use this product outdoors or in areas accessible to pets.
(This text must appear on the same label panel as this graphic element)

7173-293
050913
page 11 of 12

refillable | d
bait station

SCU-402 Phase 12 | 05/02/11
212-104-7976 | www.cbx.com





Do not use this product outdoors or in areas accessible to pets.
(This text must appear on the same label panel as this graphic element)

7173-293
050913
page 12 of 12

refillable | e
bait station

800-232 Phase 12 | 05.02.13
212-301-7570 | www.br.com

