



UNITED STATES ENVIRONMENTAL PROTECTION AGENCY  
WASHINGTON, DC 20460

OFFICE OF CHEMICAL SAFETY  
AND POLLUTION PREVENTION

August 16, 2023

Jennifer DePietro  
Regulatory Assurance Specialist  
Arxada, LLC  
Electronic Transmittal: [jennifer.depietro@Arxada.com](mailto:jennifer.depietro@Arxada.com)

Subject: Label Amendment – Several Label Changes  
Product Name: NuGEN MB5N-128  
EPA Registration Number: 6836-365  
Received Date: June 13, 2023  
Action Case Number: 00453157

Dear Jennifer DePietro:

The amended label referred to above, submitted in connection with registration under the Federal Insecticide, Fungicide and Rodenticide Act (FIFRA), as amended, is acceptable. This approval does not affect any conditions that were previously imposed on this registration. You continue to be subject to existing conditions on your registration and any deadlines connected with them.

A stamped copy of your labeling is enclosed for your records. This labeling supersedes all previously accepted labeling. Pursuant to 40 CFR 156.10(a)(6) you must submit one copy of the final printed labeling before you release the product for shipment with the new labeling. In accordance with 40 CFR 152.130(c), you may distribute or sell this product under the previously approved labeling for 18 months from the date of this letter. After 18 months, you may only distribute or sell this product if it bears this new revised labeling or subsequently approved labeling. "To distribute or sell" is defined under FIFRA section 2(gg) and its implementing regulation at 40 CFR 152.3.

Should you wish to add/retain a reference to the company's website on your label, then please be aware that the website becomes labeling under FIFRA and is subject to review by the Agency. See FIFRA section 2(p)(2). If the website is false or misleading, the product would be misbranded and unlawful to sell or distribute under FIFRA section 12(a)(1)(E). 40 CFR 156.10(a)(5) lists examples of statements EPA may consider false or misleading. In addition, regardless of whether a website is referenced on your product's label, claims made on the website may not substantially differ from those claims approved through the registration process, FIFRA section 12(a)(1)(B). Therefore, should the Agency find or if it is brought to our attention that a website contains false or misleading statements or claims substantially differing from the EPA approved registration, the website will be referred to the EPA's Office of Enforcement and Assurance.

Your release for shipment of the product constitutes acceptance of these conditions. If these conditions are not complied with, the registration will be subject to cancellation in accordance

Page 2 of 2  
EPA Reg. No. 6836-365  
Action Case Number 00453157

with FIFRA section 6. If you have any questions, you may contact Joe Daniels via email at [Daniels.joseph@epa.gov](mailto:Daniels.joseph@epa.gov).

Sincerely,

A handwritten signature in black ink that reads "Tara M. Flint Silva". The signature is written in a cursive, flowing style.

Tara Flint Silva, Acting Product Manager 31  
Regulatory Management Branch I  
Antimicrobials Division  
Office of Pesticide Programs

Enclosure: Stamped Label

Note to reviewer:

[Items in brackets [AAA] are optional and may/may not be included on final label]

{Items in braces {AAA} are for information purposes and will not appear on final label}

## NUGEN® MB<sup>5</sup>N-128

Active Ingredients:

|  |         |
|--|---------|
| Dioctyl Dimethyl Ammonium Chloride .....   | 10.53%  |
| Alkyl (C <sub>12</sub> , 67%; C <sub>14</sub> , 25%; C <sub>16</sub> , 7%; C <sub>18</sub> , 1%) dimethyl benzyl ammonium chloride ..... | 7.02%   |
| Other Ingredients:.....  | 82.45%  |
| Total:.....  | 100.00% |

**KEEP OUT OF REACH OF CHILDREN**

**DANGER [PELIGRO]**

See [left] [side] [right] [back] panel for Precautionary Statements

{Note to Reviewer: In accordance with 40 CFR 156.68(d), all first aid statements, as prescribed, will appear on the front panel of the label.}

**FIRST AID**

**IF IN EYES:** Hold eye open and rinse slowly and gently with water for 15-20 minutes. Remove contact lenses, if present, after first 5 minutes, then continue rinsing eye.

**IF INHALED:** Move person to fresh air. If person is not breathing, call 911 or an ambulance, then give artificial respiration, preferably by mouth-to-mouth, if possible.

**IF ON SKIN OR CLOTHING:** Take off contaminated clothing. Rinse skin immediately with plenty of water for 15-20 minutes.

**IF SWALLOWED:** Call a poison control center or doctor immediately for treatment advice. Have person sip a glass of water if able to swallow. Do not induce vomiting unless told to do so by a poison control center or doctor. Do not give anything by mouth to an unconscious person.

**NOTE TO PHYSICIAN:** Probable mucosal damage may contraindicate the use of gastric lavage.

Have the product container or label with you when calling poison control center or doctor or going for treatment. For general information on product use, etc., call the National Pesticides Information Center at 1-800-858-7378. You may also contact the poison control center at 1-800-222-1222 for emergency medical treatment information.

EPA Reg. No. 6836-365

EPA Est. No. (insert EPA Establishment No. here)

Net Contents (insert container size here)

[DOT symbols]

[Country of origin (insert country)]

[Manufactured in (insert country)]

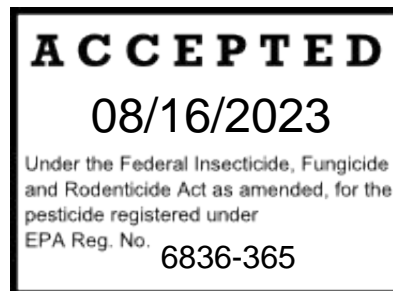
[Barcode][UPC Code] [QR Code]

Manufactured by:

Arxada, LLC

412 Mount Kemble Avenue, Suite 200S

Morristown, NJ 07960



NUGEN® MB<sup>5</sup>N-128

EPA Reg. No. 6836-365

EPA Label Amendment 2023-06-13

**PRECAUTIONARY STATEMENTS**

**HAZARDS TO HUMANS AND DOMESTIC ANIMALS**

**DANGER.** Corrosive. Causes irreversible eye damage and skin burns. Do not get in eyes, on skin, or on clothing. May be fatal if inhaled or absorbed through the skin. Harmful if swallowed. Do not breathe vapor. Wear protective eyewear (goggles, face shield or safety glasses), protective clothing and protective (rubber or chemical resistant) gloves. Wash thoroughly with soap and water after handling and before eating, drinking, chewing gum, using tobacco or using the toilet. Remove contaminated clothing and wash clothing before reuse.

*{Note to reviewer: If container size is 5 gallons or larger, the following Environmental Hazards statements will be used:}*

**ENVIRONMENTAL HAZARDS**

Do not discharge effluent containing this product into lakes, streams, ponds, estuaries, oceans or other waters unless in accordance with the requirements of a National Pollutant Discharge Elimination System (NPDES) permit and the permitting authority has been notified in writing prior to discharge. Do not discharge effluent containing this product to sewer systems without previously notifying the local sewage treatment plant authority. For guidance, contact your State Water Board or Regional Office of the EPA.

{Note to reviewer: Pages 3-10 are considered optional marketing language.}

## One-Step Disinfectant<sup>1</sup>

[Cleaner – Virucide\* – Deodorizer]

[For Homes, Restaurants, Hospitals, Institutional and Industrial Use]

[Effective in hard water up to 250 ppm hardness (calculated as CaCO<sub>3</sub>) in the presence of 5% serum contamination]

- [Formulated for Effective Farm Premise Sanitation]
- [Formulated for Effective Poultry Premise Sanitation]
- [Formulated for Effective Swine Premise Sanitation]
- [Formulated for Effective Mushroom Farm Sanitation]
- [Formulated for Veterinary Practice / Animal Care / Animal Laboratory Disinfection]
- [For use in federally inspected meat and poultry plants]

[Staphylocidal<sup>2</sup> • Pseudomonacidal<sup>3</sup> • Bactericidal • Salmonellacidal<sup>4</sup> • Virucidal\*• Fungicidal]

Cleans [Cleaner]

Concentrate [Concentrated]

Deodorizes [Deodorant]

Disinfects [Disinfectant]

This product contains no [phosphates] [or] [phosphorous compounds].

### **Marketing Claims**

- Dilutable concentrate disinfectant
- 5 minute<sup>5</sup> disinfection
- [With] 5 minute<sup>5</sup> contact times

### **Cleaning Claims**

- [all] [multi-purpose] [everyday][daily][touch-up][cleaning<sup>1</sup>]
- Cleans<sup>1</sup>
- Cleans<sup>1</sup> [and] [disinfects<sup>1</sup>] in one easy step (when used according to disinfection directions).
- Cleans<sup>1</sup> what you can't see
- Cuts through tough grease [and grime]<sup>1</sup>.
- Delivers disinfectant and cleaning performance in an economical concentrate<sup>1</sup>.
- For [quick clean-ups][in one easy step] (when used according to disinfection directions)<sup>1</sup>.
- [Great] For cleaning<sup>1</sup> [(insert from list of any approved use site)]
- [Great] For cleaning<sup>1</sup> your home [home][kitchen][bathroom][room][dorm][office][cart][car][classroom][gym]
- One-step [cleaning<sup>1</sup>][cleaner<sup>1</sup>] [Disinfectant<sup>1</sup>] (when used according to disinfection directions).
- [Cleans [and disinfects] every day kitchen messes<sup>1</sup>.
- Will not leave grit or soap scum.

### **Odor elimination claims**

- Clean and deodorize surfaces<sup>1</sup> in rest rooms and toilet areas, behind and under sinks and counters, garbage cans and garbage storage areas, and other places where bacterial growth can cause malodors.
- Deodorizes
- Deodorizes by killing microorganisms that cause offensive odors.
- Effective against odor causing bacteria
- [Eliminates][Neutralizes] odors [and freshens]
- [Improves labor results by] effectively controls [controlling] malodors.
- Is formulated for use in daily maintenance programs with a balance of detergents, biocides and malodor counteractants that deliver effective cleaning, disinfecting and malodor control.

**NUGEN<sup>®</sup> MB<sup>5</sup>N-128**

EPA Reg. No. 6836-365

EPA Label Amendment 2023-06-13

### Odor elimination claims (cont.):

- Leaves a clean fresh scent.
- Provides long lasting freshness against tough [pet] odors such as odors from litter boxes and pet accidents.
- Tough on odors

### Antimicrobial claims:

- [Antibacterial][Antimicrobial][Disinfects]
- Convenient 5 minute<sup>5</sup> hospital disinfection
- Disinfects (*insert from approved list of pathogens*) in [just] 5 minutes<sup>5</sup>
- 5 minute<sup>5</sup> acting [disinfectant] [antimicrobial]
- Disinfects surfaces<sup>1</sup> by killing [99.9%] SARS-Related Coronavirus 2 [SARS-CoV-2] [USA-WA1/2020] [in one step] (when used according to disinfection directions).
- Effective against SARS-Related Coronavirus 2<sup>1</sup> [SARS-CoV-2] [USA-WA1/2020] [in 1 minute]
- [Effective against] [Disinfects] [Kills] [99.9%] SARS-CoV-2<sup>1</sup> [virus]
- [Effective against] [Disinfects] [Kills] [99.9%] SARS-CoV-2<sup>1</sup> [virus]
- [Effective against] [Disinfects] [Kills] [99.9%] SARS-CoV-2 virus<sup>1</sup>, the cause of COVID-19
- Hard, non-porous, non-food contact surface [antimicrobial][antibacterial][disinfectant]
- [improves labor results with] easy to use 5 minute<sup>5</sup> hospital disinfection contact time
- is a [concentrated] [one-step] [Hospital Use] disinfectant<sup>1</sup> cleaner<sup>1</sup> that is effective against a broad spectrum of bacteria and is virucidal\* [including HIV-1, the AIDS Virus and Hepatitis B Virus and Hepatitis C Virus] (when used according to disinfection directions).
- is a proven "one-step" disinfectant<sup>1</sup> - cleaner<sup>1</sup> - virucide\* - fungicide which is effective in water up to 250 ppm hardness in the presence of 5% serum contamination (when used according to disinfection directions).
- is a proven "one-step" disinfectant<sup>1</sup> - cleaner<sup>1</sup> - virucide\* which is effective in water up to 250 ppm hardness in the presence of 5% serum contamination in 5 minutes<sup>5</sup> [minute contact time<sup>5</sup>] (when used according to disinfection directions).
- is virucidal\* [including HIV-1, the AIDS Virus and Hepatitis B Virus and Hepatitis C Virus] in 5 minute<sup>5</sup> contact time
- [Kills] [Effective against] the virus<sup>1,8</sup> that causes COVID-19
- [Kills] [Eliminates] 99.9% SARS-Related Coronavirus<sup>1</sup> [SARS-CoV-2] [USA-WA1/2020] [causative agent of COVID-19] [the virus that causes COVID-19]
- Kills Cold & Flu Virus\*.<sup>1</sup> {*If a supplemental label is using the "Kills Cold & Flu Virus" claim, Human Coronavirus and Respiratory Syncytial Virus must be included on the label.*}
- Kills coronavirus<sup>1,8</sup> that causes COVID-19
- Kills the virus<sup>1,8</sup> that causes COVID-19
- Kills the coronavirus<sup>1,8</sup> that causes COVID-19
- Kills [99.9% of] SARS-CoV-2<sup>1</sup>, which causes COVID-19
- kills Norovirus [in [just] 5 minutes]
- [Kills] [Eliminates] [Removes] [Destroys] 99.9% of (*Insert pathogen or pathogens from list on page 9*) on [pre-cleaned] environmental surfaces [in [just] 5 minutes<sup>5</sup>]
- [Kills] [Eliminates] [Removes] [Destroys] 99.9% of [Germs] [Bacteria] [Viruses\*] [and] [Fungus] [on [pre-cleaned] environmental surfaces] [in [just] 5][10] minutes] {*10 minutes when claiming fungus*}
- [Proven to] kill[s] coronavirus<sup>1,8</sup>
- [Proven to] kill[s] the virus<sup>1,8</sup> that causes COVID-19
- Provides hospital disinfection [in] [in just] 5 minute<sup>5</sup> [s<sup>5</sup>] [contact time]
- [Kills] [Eliminates] [Removes] [Destroys] 99.9% of Trichophyton interdigitale [athlete's foot fungus]
- [Kills] [and] [inactivates] 99.999% of Candida auris on hard, non-porous surfaces
- Kills [99.999%] [five logs] of Candida auris on hard, non-porous surfaces
- Tested according to the AOAC Use-Dilution Method for a 5 minute<sup>5</sup> contact time

**Usages claims**

- For homes, Institutional and Industrial Use
- For hard, non-porous household surfaces [all around the house] indoor and outdoor
- For use [away from home][in public places]
- Is a [versatile] disinfectant and for hard, non-porous nonfood contact surfaces in Veterinarian, Animal care and Farm Premise applications.
- Multi-purpose
- Multi-surface

**Value claims**

- Helps you finish [disinfecting]
- Is an economical concentrate that can be diluted for use with [a mop and bucket], [sponge or by soaking]. [Immersion in bulk liquid] [Squirt spouts/nozzles] [Trigger sprayers], [and or] [spray floor mops].
- Is effective and economical.
- Saves [Labor] time [with 5 minute<sup>5</sup> disinfection]

Cross-contamination is of major housekeeping concern. **NUGEN® MB<sup>5</sup>N-128** has been formulated to aid in the reduction of cross-contamination between treated surfaces not only in hospitals, but in schools, institutions and industry.

### **Use NUGEN® MB<sup>5</sup>N-128**

- as a disinfectant on hard, non-porous, non-food contact surfaces.
- by soaking, immersion in bulk liquid.
- for non-scratch cleaning of showers and tubs, shower doors and curtains, fixtures and toilet bowls.
- for disinfecting of ultrasound transducers, probes, mammography compressor plates and other hard, non-porous surfaces.
- for Farm Premise disinfection of hard, non-porous surfaces: floors, walls, feed racks, mangers, troughs, automatic feeders, fountains and waterers, forks, shovels, scrapers and other hard, non-porous surfaces in barns, pens, stalls, chutes and other facilities and fixtures occupied or traversed by animals.
- for Poultry Premise disinfection [in] [Hatcheries]: Egg Receiving Area, Egg Holding Area; Setter Room, Tray Dumping Area, Trays, Buggies, Racks, Egg Flats, Chick Holding Room, Hatchery Room, Chick Processing Area, Chick Loading Area, Poultry Buildings, Ceilings, Sidewalls and Floors, Drinkers and other Poultry House related equipment, and all other hard, non-porous surfaces in the Hatchery environment.
- for Swine Premise disinfection: Waterers and Feeders, Hauling Equipment, Dressing Plants, Loading Equipment, Farrowing Barns and areas, Nursery blocks, Creep area, Chutes.
- in federally inspected Meat & Poultry Plants as a disinfectant on all surfaces in inedible product processing areas, nonprocessing areas and / or exterior areas.
- in kitchens, bathrooms and other household areas.
- in work areas such as tool rooms and garages for odor control and light duty cleaning<sup>1</sup>.
- [on] [to clean and disinfect] hard, non-porous personal protective safety equipment, wrestling headgear, boxing headgear, protective headgear, athletic helmets, hard hats, half mask respirators, full face breathing apparatus, gas masks, goggles, spectacles, face shields, hearing protectors, and ear muffs. Rinse all equipment that comes in prolonged contact with skin with warm water and allow to air dry before reuse. [Precaution: Cleaning at above 120°F temperature could overheat and distort the personal safety equipment and require equipment replacement.]
- on coils and drain pans of air conditioning and refrigeration equipment and heat pumps<sup>6</sup>.
- to clean and disinfect finished floors. Must be applied with damp mop or autoscrubber. Cleans and disinfects without dulling gloss.
- to clean and disinfect finished floors, sinks and tubs.
- to clean and disinfect hard, non-porous ambulance equipment and surfaces. Rinse with clean water all equipment that will come in prolonged contact with skin before reuse.
- to [clean] [and] disinfect] hard, non-porous athletic mats, wrestling mats, gymnastic mats, exercise equipment and training tables.
- to clean and disinfect hard, non-porous salon / barber tools and instruments: combs, brushes, scissors, blades and manicure instruments.
- to deodorize coolers, buckets, garbage pails and other areas where strong odors may develop.
- to remove odors caused by flooding and smoke from fires.
- with a mop and bucket, sponge, Squirt spouts/nozzles, trigger sprayers, spray floor mop

*{Note to reviewer: **NUGEN® MB<sup>5</sup>N-128** is a phosphate free, germicidal detergent effective on hard, non-porous surfaces found at mushroom farms.}*

**NUGEN® MB<sup>5</sup>N-128** is a germicidal detergent effective on hard, non-porous surfaces found at mushroom farms.

**NUGEN® MB<sup>5</sup>N-128** has been designed for use between mushroom crops. Areas of intended use include breezeways and track alleys before spawning, inside and outside walls of mushroom houses, lofts, floors, storage sheds and casing rings. Use of **NUGEN® MB<sup>5</sup>N-128** must be limited to areas where compost and mushrooms are not present.



**[AREAS OF USE:]**

Use **NUGEN® MB<sup>5</sup>N-128** on non-food contact surfaces in:

*{Note to reviewer: Each entry below also represents a graphic depicting the corresponding area of use. The graphics will only represent individual objects or outsides or insides of buildings as described below. No people, animal or food will be depicted in graphics.}*

Bathrooms  
Homes [Households]  
Kitchens

Clinics  
Dental offices  
Health Care Facilities  
Hospitals  
Medical Offices  
Medical Related facilities  
Nursing homes  
Sick Rooms  
Long term care facilities

Day care centers  
Nurseries

Bars  
Cafeterias  
Convenience stores  
Food processing plants  
Food storage areas  
Institutional kitchens  
Restaurants [Front of House]  
USDA inspected food processing facilities  
Fish Markets  
Lounges

Athletic facilities  
Barber shops  
Health spas  
Business and office buildings  
Colleges  
Correctional facilities  
Dressing rooms  
Exercise facilities  
Factories  
Hotels  
Institutional facilities  
Institutions  
Locker rooms  
Motels  
Offices

Prisons  
Public facilities  
Public rest rooms,  
Schools  
Shower and bath areas  
Salons [Beauty] [Tanning]  
Universities  
Theaters  
Auditoriums  
Churches

Camp grounds  
Playground equipment

Animal laboratories  
Dairy farms  
Farms  
Hog farms  
Kennels  
Mushroom Farms  
Poultry farms  
Pet animal quarters  
Pet shops  
Turkey farms  
Zoos  
Veterinary Clinics

Airplanes  
Airports  
Ambulances  
Boats  
Buses  
Campers  
Cars  
Elevators  
Emergency [Police] [EMS] [Fire] [Rescue] vehicles

Mobile homes  
Ships  
Taxis  
Trailers  
Trains  
Transportation terminals

**[TYPES OF SURFACES:]**

Use **NUGEN® MB<sup>5</sup>N-128** on washable hard, non-porous, non-food contact surfaces of:

*{Note to reviewer: Each entry below also represents a graphic depicting the corresponding type of surface. No people, animal or food will be depicted in graphics. Only exteriors of microwaves and refrigerators will be depicted. Toy graphics will be submitted to Agency for review.}*

Appliances, exteriors  
Bathroom fixtures  
Bathtubs [fiberglass]  
Cabinets  
Call Buttons  
Cages  
Chairs  
Coils and drain pans of air conditioning and refrigeration equipment and heat pumps<sup>6</sup>  
Computer keyboards  
Tablet computers  
Conductive flooring  
Counters [Countertops]  
Countertop laminates  
Desks  
Doorknobs  
Floors  
Foot Spas  
Garbage cans  
Highchairs  
Kennel runs  
Microwave ovens, exteriors  
Outdoor [patio] furniture except cushions and wood frames  
Refrigerators, exteriors  
Refrigerated storage and display equipment<sup>6</sup>  
Remote controls  
Showers  
Shower stalls  
[Fiberglass] Shower stalls  
[Fiberglass] Sinks [bathroom] [kitchen]  
Sinks [bathroom] [kitchen]  
Stoves<sup>6</sup> [stovetops<sup>6</sup>]  
Tables, [Non-wooden picnic tables]  
Telephones  
Mobile phones  
Toilets  
Toilet bowls  
Toilet bowl surfaces  
Toys<sup>7</sup>  
Tubs [Fiberglass]

Tiles, glazed  
Ultrasonic baths  
Urinals  
Walls  
Whirlpool [bathtubs] [tubs] [units]

Non-critical medical device surfaces:

Beds [Medical] [Hospital]  
Bed frames  
Bed rails  
Crutches  
Defibrillators  
Gurneys

Non-critical [hospital] [medical] equipment surfaces:

[Medical] Examining tables  
[Medical] [Hospital] Lamps  
Rescue tools  
Resuscitators  
[Medical] [Hospital] Scales  
Stands  
Stretchers  
Stethoscopes  
Walkers  
Wheel chairs

Other hard, non-porous surfaces made of:

Glazed ceramic  
Glazed enameled surfaces  
Glazed porcelain  
Laminated surfaces  
Metal  
Plastic [such as polystyrene or polypropylene]  
Sealed stone  
Stainless steel  
Upholstery, vinyl and plastic  
Woodwork, finished

**[Organisms]**

**NUGEN® MB<sup>5</sup>N-128** is a [one-step] [Hospital use] disinfectant<sup>1</sup>, Bactericidal according to the current AOAC Use Dilution Test Method and Virucidal\* according to the virucidal qualification modified in the presence of 250 ppm hard water plus 5% organic serum against:

{or}

**NUGEN® MB<sup>5</sup>N-128** is effective against:

|   |
|---|
| <b>1 MINUTE CONTACT TIME:</b>   |
| [Viruses:]<br>*SARS-Related Coronavirus 2 [SARS-CoV-2] [cause of COVID-19] [BEI Resources NR-52281, Strain Isolate USA-WA1/2020]  |
| <b>5 MINUTE CONTACT TIME:</b>   |
| [Bacteria:]<br>Pseudomonas aeruginosa [Pseudomonas] [ATCC 15442]<br>Salmonella enterica [Salmonella] [ATCC 10708]<br>Staphylococcus aureus [Staph] [ATCC 6538]<br>Acinetobacter baumannii [Acinetobacter] [ATCC 19606]<br>Enterobacter cloacae NDM 1 – Carbapenem Resistant [CRE] [ATCC BAA-2468]<br>Enterococcus faecalis - Vancomycin resistant [VRE] [ATCC 51299]<br>Escherichia coli [E. coli] [ATCC 11229]<br>Escherichia coli O157:H7 [ATCC 35150]<br>Escherichia coli – Extended Spectrum Beta Lactamase producing [ESBL E. Coli] [ATCC BAA-196]<br>Escherichia coli NDM-1 - Carbapenem Resistant [CRE] [ATCC BAA-2471]<br>Klebsiella aerogenes [ATCC 13048]<br>Klebsiella pneumoniae [Klebsiella] [ATCC 4352]<br>Klebsiella pneumoniae – Extended Spectrum Beta Lactamase producing [ATCC 700603]<br>Klebsiella pneumoniae NDM 1- Carbapenem Resistant [CRE] [ATCC BAA-2473]<br>Staphylococcus aureus - Community Associated Methicillin-Resistant [CA-MRSA] [NRS384] [USA300] [ATCC BAA-1556]<br>Staphylococcus aureus - Methicillin-Resistant [MRSA] [ATCC 33591]<br>Staphylococcus aureus - Vancomycin Resistant – [VRSA] [ATCC 700699]<br>Streptococcus pyogenes [Strep] [ATCC 19615] |
| [Viruses:]<br>*Adenovirus Type 5 [ATCC VR-5, Strain Adenoid 75]<br>*Hepatitis B Virus [HBV] [Strain Grimaud; Hepadna Virus Testing]<br>*Hepatitis C Virus [HCV] [Strain NADL; American BioResearch Laboratories]<br>*Herpes Simplex Virus Type 1 [Strain HF; ATCC VR-260]<br>*Herpes Simplex Virus Type 2 [Strain G; ATCC VR-734]<br>*HIV-1 [AIDS virus] [Strain IIIB (B); ZeptoMetrix]<br>*Human Coronavirus [Strain 229E, ATCC VR-740]<br>*Influenza A Virus (H7N9) [A/Anhui/1/2013; Centers for Disease Control and Prevention]<br>*Influenza A virus / H3N2 [Influenza] [Influenza Virus] [A/Hong Kong/8/68; Charles River Laboratories]<br>*Norwalk Virus – Norovirus [Surrogate: Feline Calicivirus, Strain F9, ATCC VR-782]<br>*Respiratory Syncytial Virus [RSV] [Strain Long; ATCC VR-26]<br>*SARS associated Coronavirus [SARS] [CDC Strain 200300592; Zeptomatrix Corporation]<br>*Vaccinia Virus [Strain: IHD; ATCC VR-156]   |
| [Animal Viruses:]<br>*Avian Influenza A Virus (H5N1) [Charles River Laboratories]<br>*Feline Calicivirus [Strain F9; ATCC VR-782]   |
| [Fungi:]<br>Candida albicans [ATCC 10231]   |
| <b>10 MINUTE CONTACT TIME:</b>  |
| [Fungi:]<br>Candida auris [8 oz. concentrate diluted with water to 1 gallon of disinfectant solution] [AR-BANK#0381 from CDC]<br>Trichophyton interdigitale [athlete's foot fungus] [4 oz. concentrate diluted with water to 1 gallon of disinfectant solution] [ATCC 9533]   |
| [Animal Viruses:]<br>*Canine Parvovirus [8 oz. concentrate diluted with water to 1 gallon of disinfectant solution] [ATCC VR-2017, Strain Cornell-780916-80]  |

[NUGEN® MB<sup>5</sup>N -128] [Brand Name] [This Product] [Is for]:

- Use [clean] solution as a disinfectant for [up to] [7 days] [14 days] [1 week] [2 weeks] as a spray when stored in a sealed container
- [Use solution] [clean solution] effective as a disinfectant for [up to] [7 days] [14 days] [1 week] [2 weeks] as a spray when stored in a sealed container
- [Use] [clean] solution can be used as a disinfectant for [up to] [7 days] [14 days] [1 week] [2 weeks] after dilution as a spray when stored in a sealed container

*{Note to Reviewer: These statements for claims against large non-enveloped, and/or enveloped emerging viral pathogens shall not appear on marketed (final print) product labels.}*

### **EMERGING VIRAL PATHOGEN CLAIMS**

This product qualifies for emerging viral pathogen claims per the EPA's 'Guidance to Registrants: Process for Making Claims Against Emerging Viral Pathogens not on EPA-Registered Disinfectant Labels' when used in accordance with the appropriate use directions indicated below.

This product meets the criteria to make claims against certain emerging viral pathogens from the following viral category[ies]:

- Enveloped viruses
- Large, non-enveloped viruses

|  |  |
|--|--|
| For an emerging viral pathogen that is a/an... | ...follow the directions for use for the following organisms on the label: |
| Enveloped virus                                | Norovirus (tested as Feline Calicivirus)                                   |
| Large, non-enveloped viruses                   | Norovirus (tested as Feline Calicivirus)                                   |

***[NUGEN® MB<sup>5</sup>N-128] has demonstrated effectiveness against viruses similar to [name of emerging virus] on hard, non-porous surfaces. Therefore, [NUGEN® MB<sup>5</sup>N-128] can be used against [name of emerging virus] when used in accordance with the directions for use against [Norovirus] on hard, non-porous surfaces. Refer to the [CDC or OIE] website at [pathogen-specific website address] for additional information.***

OR

***[Name of illness/outbreak] is caused by [name of emerging virus]. [NUGEN® MB<sup>5</sup>N-128] kills similar viruses and therefore can be used against [name of emerging virus] when used in accordance with the directions for use against [Norovirus] on hard, non-porous surfaces. Refer to the [CDC or OIE] website at [website address] for additional information."***

**Dilution:**

- Disinfection [1:128].....1 oz. per gallon of water [1370 ppm active]
- Disinfection [1:64].....2 oz. per gallon of water [2740 ppm active]
- Disinfection [1:31].....4 oz. diluted with water to 1 gallon [5480 ppm active]
- Disinfection [1:15].....8 oz. diluted with water to 1 gallon [10,960 ppm active]

*{If the following Spanish statement is used, it must appear directly above DIRECTIONS FOR USE.}  
 Si usted no entiende la etiqueta, busque a alguien para que se la explique a usted en detalle. [If you do not understand the label, find someone to explain it to you in detail.]*

**DIRECTIONS FOR USE**

It is a violation of Federal law to use this product in a manner inconsistent with its labeling.

Rinse all surfaces that come in contact with food such as countertops, appliances, tables and stovetops with potable water before reuse. Do not use on utensils, glassware and dishes.

Before use in federally inspected meat and poultry food processing plants and dairies, food products and packaging materials must be removed from the room or carefully protected.

**Preparation of Disinfectant Use-Solution:**

[Add] [mix] 1 oz. per gallon of water [1:128] or [1 - 2 oz. per gallon of water] or [1 - 4 oz. per gallon of use-solution]. [For fungicidal activity against Trichophyton interdigitale, dilute 4 oz. of the concentrate with water to make 1 gallon of the disinfectant solution [1:31].] [To kill Trichophyton interdigitale [athlete’s foot fungus], dilute 4 oz. of the concentrate with water to make 1 gallon of the disinfectant solution.] [For fungicidal activity against Candida auris, dilute 8 oz. of the concentrate with water to make 1 gallon of the disinfectant solution [1:15].] [To kill Candida auris, dilute 8 oz. of the concentrate with water to make 1 gallon of disinfectant solution [1:15].] [For virucidal activity against Canine Parvovirus, dilute 8 oz. of the concentrate with water to make 1 gallon of the disinfectant solution [1:15].] [To kill Canine Parvovirus, dilute 8 oz. of the concentrate with water to make 1 gallon of disinfectant solution [1:15].]

**DISINFECTION / VIRUCIDAL\* / FUNGICIDAL:**

Apply use-solution to hard, non-porous, non-food contact surfaces, thoroughly wetting surfaces with a cloth, mop, sponge, sprayer or by immersion. Treated surfaces must remain visibly wet for 5 minutes [10 minutes for [Trichophyton interdigitale] [and] [Candida auris] [and] [Canine Parvovirus]]. *{Note to reviewer: if using reduced contact time for SARS-CoV-2, the following sentence will be required:}* [For **SARS-Cov-2**, treated surfaces must remain visibly wet for 1 minute.] Wipe dry with a cloth, sponge or mop or allow to air dry. For visibly soiled areas, a preliminary cleaning is required.

For sprayer applications, use a coarse spray device. Spray 6 - 8 inches from the surface. Do not breathe spray.

**Special Instructions for Cleaning Prior to Disinfection against Candida auris**

**Personal Protection:** Wear appropriate barrier protection such as gloves, gowns, masks, or eye covering.

**Cleaning Procedure:** Fecal matter/waste must be thoroughly cleaned from surfaces/objects before disinfection by application with a clean cloth, mop, and/or sponge saturated with the product. Pre-cleaning is to include vigorous wiping and/or scrubbing and all visible soil is removed. Surfaces in patient rooms are to be cleaned in an appropriate manner, such as from right to left or left to right, on horizontal surfaces, and top to bottom, on vertical surfaces, to minimize spreading the organism. Restrooms are to be cleaned last. Do not reuse soiled cloths.

**Infectious Waste Disposal:** Materials used in the cleaning process that may contain feces/wastes are to be disposed of immediately in accordance with local regulations for infectious materials disposal.

To disinfect food processing facilities: Spray surfaces with solution and allow to remain visibly wet for 5 minutes. Rinse food contact surfaces with potable water prior to reuse.

*{Note to reviewer: Only one of the following two statements will be used.}*

Bactericidal Stability of Spray Use-Dilution: [Tests confirm that] the use solution of this product, when stored in a sealed container such as a spray bottle, remains effective as a disinfectant for *{Note to reviewer: one of the following timeframes must be selected:}* [up to] [7 days] [14 days] [one week] [2 weeks] [at the indicated bacterial contact time]. If product becomes visibly dirty or contaminated, the use-dilution must be discarded and fresh product prepared. Always use clean, properly labeled containers when diluting this product. Bactericidal stability of the use-dilution does not apply to open containers such as buckets or pails.

*{or}*

Prepare a fresh solution daily or more often if the solution becomes visibly dirty or diluted.

*{Note for reviewer: For labels that list medical premises and metal and / or stainless steel surfaces, one of the following statements must be used:}*

This product is not to be used as a terminal sterilant / high level disinfectant on any surface or instrument that (1) is introduced directly into the human body, either into or in contact with the bloodstream or normally sterile areas of the body, or (2) contacts intact mucous membranes but which does not ordinarily penetrate the blood barrier or otherwise enter normally sterile areas of the body. [This product may be used to pre-clean or decontaminate critical or semi-critical medical devices prior to sterilization or high level disinfection].

*{or}*

This product is not for use on medical device surfaces.

**\*KILLS HIV AND HBV AND HCV ON PRE-CLEANED ENVIRONMENTAL SURFACES / OBJECTS**

**PREVIOUSLY SOILED WITH BLOOD / BODY FLUIDS** in health care settings or other settings in which there is an expected likelihood of soiling of inanimate surfaces / objects with blood or body fluids, and in which the surfaces / objects likely to be soiled with blood or body fluids can be associated with the potential for transmission of Human Immunodeficiency Virus Type 1 [HIV-1] [associated with AIDS] or Hepatitis B Virus [HBV] or Hepatitis C Virus [HCV].

**Special Instructions for Cleaning and Decontamination against HIV-1 or HBV or HCV on Surfaces / Objects Soiled With Blood / Body Fluids.**

**Personal Protection:** Cleanup must always be done wearing protective gloves, gowns, masks and eye protection.

**Cleaning Procedure:** Blood and other body fluids containing HIV-1 or HBV or HCV must be thoroughly cleaned from surfaces and objects before application of **NUGEN® MB<sup>5</sup>N-128-**

**Contact Time:** Leave surface visibly wet for 5 minutes with a 1 oz. *or* [1 - 2 oz.] *or* [1 - 4 oz.] per gallon use-solution.

**Disposal of Infectious Material:** Blood, body fluids, cleaning materials and clothing must be autoclaved and disposed of according to local regulations for infectious waste disposal.

### **For Use as a One-Step Cleaner and Disinfectant Against Bacteria and Viruses by Electrostatic Spraying<sup>1</sup>:**

Electrostatic spray application is for efficacy claims with a 5 minute contact time and 1:128 dilution. This application method is not to be used to treat surfaces for Canine parvovirus or fungicidal claims.

- Ensure bystanders and pets are not present in the room during application.
- Clean visibly dirty surfaces prior to spraying.
- Wear a N95 filtering facepiece respirator or half face respirator with a N95 filter and eye protection (goggles, face shield or safety glasses) when spraying.
- Select a spray nozzle that produces spray droplet particles with a volume median diameter (VMD)  $\geq 80 \mu\text{m}$ .
- Place the electrostatic spray function in the ON position for electrostatic spray models that have the functionality to toggle ON/OFF.
- Hold the sprayer nozzle 12 inches away from the target surface. Starting at the highest point and working down to the lowest point, spray target surfaces using a smooth methodical "S" pattern. To avoid leaving gaps in sprayed surfaces, overlap previously treated surfaces when moving onto subsequent sections.
- The target surface must remain visibly wet for 5 minutes. Re-apply product as necessary to keep surface visibly wet for the duration of the contact time. Wipe surfaces dry (or rinse) (or allow to air dry).
- Allow the treated room to remain unoccupied for 15 minutes before reentering.

### **NON-ACID TOILET BOWL [AND URINAL] DISINFECTANT / CLEANER DIRECTIONS:**

Remove visible soil prior to disinfection.

#### **From Concentrate:**

Add 1 oz. to the bowl and mix. Brush over exposed surfaces and under the rim; allow to remain visibly wet for 5 minutes and flush.

#### **From Use Solution:**

Empty toilet bowl [or urinal] and apply 1 – 4 oz. per gallon use-solution to exposed surfaces and under the rim with a cloth, mop, sponge or mechanical spray. Brush or swab thoroughly; allow to remain visibly wet for 5 minutes and flush.

**FOR USE ON FINISHED FLOORS:** To limit gloss reduction use **NUGEN<sup>®</sup> MB<sup>5</sup>N-128** at 1 oz. per gallon or [1 - 2 oz. per gallon]. Apply with a damp mop, spray mop [system] or auto scrubber or spray. Allow surface to remain visibly wet for 5 minutes. Wipe or allow to air dry.

### **SALON / BARBER INSTRUMENTS AND TOOLS DISINFECTION [BACTERICIDE] / VIRUCIDE\* DIRECTIONS:**

Mix [1 oz.] or [1 - 4 oz.] of **NUGEN<sup>®</sup> MB<sup>5</sup>N-128** per gallon of use-solution [1 oz.] or [1- 2 oz.] of **NUGEN<sup>®</sup> MB<sup>5</sup>N-128** per 4 quarts of use-solution] to disinfect hard, non-porous instruments and tools. Completely immerse combs, brushes, rollers, manicure and other salon instruments and allow them to remain visibly wet for contact time indicated on the label. For visibly soiled instruments and tools, a preliminary cleaning is required. Rinse thoroughly and dry before use.

**Note:** Plastics may remain immersed until ready to use. Stainless steel shears and instruments must be removed after required contact time, rinsed, dried and kept in a clean, non-contaminated receptacle. Prolonged soaking may cause damage to metal instruments.

### **ULTRASONIC BATH DISINFECTANT / VIRUCIDAL\* DIRECTIONS:**

Use **NUGEN<sup>®</sup> MB<sup>5</sup>N-128** to disinfect hard, non-porous, non-critical objects compatible with Ultrasonic cleaning units. Pour fresh use-solution of 1 oz. per gallon of water directly into bath chamber. Preclean visibly soiled objects. Place objects into unit and operate for a minimum of 5 minutes, according to the manufacturer's directions. Remove objects and wash with sterile water (sterile water for injection) or allow to air dry. Prepare fresh solution for each use.

**DISINFECTION OF [WHIRLPOOL [UNITS] [BATH[S]]:**

After using the [whirlpool [unit] [bath]], drain and refill with fresh water to [just cover the intake valve] [cover the highest jet] [2 inches above the highest jet]. Add 1 oz. of **NUGEN® MB<sup>5</sup>N-128** for each gallon of fresh water added. Start the pump to circulate the solution. Wash down the sides, [[deck,] [seat of chair lift,] [any related equipment,]] and any uncovered surfaces on the [bath] [unit] with a clean swab, brush or sponge. Treated surfaces must remain visibly wet for a minimum of 5 minutes. After the [unit] [bath] has been thoroughly disinfected, drain the solution from the [unit] [bath] and rinse the disinfected surfaces with fresh water. Wipe dry with a clean sponge or cloth or allow to air dry. Repeat for visibly soiled units.

**DISINFECTION OF FOOT SPAS:**

After using the whirlpool foot spa, drain the water. Use 1 oz. of product per gallon of water to cover the intake valve or 2 inches above the highest jet. Start the pump to circulate the solution. Swab exposed surfaces including unit sides, chair and any related equipment thoroughly with a cloth, sponge or brush and allow treated surfaces and solution to stand for a minimum of 5 minutes. After the unit has been thoroughly disinfected rinse all disinfected surfaces with fresh water.



**VETERINARY PRACTICE / ANIMAL CARE / ANIMAL LABORATORY / ZOOS / PET SHOP / KENNELS  
DISINFECTION / VIRUCIDAL\* DIRECTIONS:**

For cleaning and disinfecting hard, non-porous surfaces: equipment used for feeding or watering animals, utensils, instruments, cages, kennels, stables, catteries. Remove all animals and feeds from premises, animal transportation vehicles, crates, etc. Remove all litter, droppings and manure from floors, walls and surfaces of facilities occupied or traversed by animals. Empty all feeding and watering appliances. Thoroughly clean all surfaces with soap or detergent and rinse with water. Using the appropriate dilution, saturate surfaces with a use-solution of **NUGEN® MB<sup>5</sup>N-128**, allow to remain visibly wet for a period of 5 minutes [10 minutes for [Trichophyton interdigitale] [and] [Candida auris] [and] [Canine Parvovirus]]. Wipe or allow to air dry. Immerse all animal handling and restraining equipment as well as forks, shovels, and scrapers used to remove litter and manure. Rinse all surfaces that come in contact with food, including equipment used for feeding or watering, with potable water before reuse. Ventilate buildings and other closed spaces. Do not house animals or employ equipment until treatment has been absorbed, set or dried.

**FARM PREMISE USE:**

Remove all animals and feed from premises, vehicles and enclosures. Remove all litter and manure from floors, walls and surfaces of barns, pens, stalls, chutes and other facilities and fixtures occupied or traversed by animals. Empty all troughs, racks and other feeding and watering appliances. Thoroughly clean all surfaces with soap or detergent and rinse with water. Using the appropriate dilution, saturate all surfaces with a use-solution of **NUGEN<sup>®</sup> MB<sup>5</sup>N-128** for a period of 5 minutes [10 minutes for [Trichophyton interdigitale] [and] [Candida auris] [and] [Canine Parvovirus]]. Immerse all halters, ropes and other types of equipment used in handling and restraining animals as well as forks, shovels and scrapers used for removing litter and manure. Ventilate buildings, cars, boats and other closed spaces. Do not house livestock or employ equipment until treatment has been absorbed, set or dried. Thoroughly scrub all treated feed racks, mangers, troughs, automatic feeders, fountains and waterers with soap or detergent, and rinse with potable water before reuse.

**POULTRY AND SWINE PREMISE DISINFECTION / VIRUCIDAL\* DIRECTIONS:**

Remove all animals and feeds from premises, vehicles and enclosures such as coops and crates. Remove all litter, droppings and manure from floors, walls and surfaces of barns, pens, stalls, chutes and other facilities and fixtures occupied or traversed by animals. Empty all troughs, racks and other feeding and watering appliances. Thoroughly clean all surfaces with soap or detergent and rinse with water. Using the appropriate dilution of **NUGEN<sup>®</sup> MB<sup>5</sup>N-128**, saturate surfaces with the disinfecting solution for 5 minutes [10 minutes for [Trichophyton interdigitale] [and] [Candida auris] [and] [Canine Parvovirus]]. Immerse all halters, ropes and other types of equipment used in handling and restraining animals, as well as forks, shovels, and scrapers used for removing litter and manure. Ventilate buildings, coops and other closed spaces. Do not house animals or employ equipment until treatment has been absorbed, set or dried. Thoroughly scrub all treated feed racks, mangers, troughs, automatic feeders, fountains and waterers with soap or detergent, and rinse with potable water before reuse.

**HATCHERIES:** Use [1 oz.] or [1 - 2 oz.] or [1 - 4 oz.] [1 - 8 oz.] of **NUGEN<sup>®</sup> MB<sup>5</sup>N-128** per gallon of use-solution to treat the following hard, non-porous surfaces: hatchers, setters, trays, racks, carts, sexing tables, delivery trucks and other hard, non-porous surfaces. Leave all treated surfaces visibly wet for 5 minutes [10 minutes for [Trichophyton interdigitale] [and] [Candida auris] [and] [Canine Parvovirus]]. Then allow to air dry. Only for treatment of setters and hatchers after poultry/chicks/eggs have been removed.

**VEHICLES:** Treat all vehicles including mats, crates, cabs and wheels with water and **NUGEN<sup>®</sup> MB<sup>5</sup>N-128**. Use [1 oz.] or [1 - 2 oz.] or [1 - 4 oz.] of **NUGEN<sup>®</sup> MB<sup>5</sup>N-128** per gallon of use-solution to treat all vehicles. Leave all treated surfaces visibly wet for contact time indicated on the label; allow to air dry.

**DRESSING PLANT DISINFECTANT DIRECTIONS:** Disinfect equipment, utensils, walls and floors in poultry and animal dressing plants. Disinfect all rooms, exterior walls and loading platforms of dressing plants. Cover or remove all food and packaging materials. Remove all visible soils prior to application. Saturate all surfaces with a 1 oz. or [1 - 2 oz.] or [1 - 4 oz.] of **NUGEN<sup>®</sup> MB<sup>5</sup>N-128** per gallon of use-solution. Scrub to loosen all soils. Surfaces must remain visibly wet for 5 minutes [10 minutes for [Trichophyton interdigitale] [and] [Candida auris] [and] [Canine Parvovirus]], and then thoroughly rinsed with potable water before operations are resumed.

### **MUSHROOM FARM PREMISE USE:**

**Site Preparation:** The first step in any on-going sanitation program must be the removal of gross contamination and debris. This may be accomplished by using a shovel, broom, or vacuum, depending on the area to be disinfected.

**Cleaning and Disinfection:** For general cleaning and disinfection, use [1 oz.] or [1 - 2 oz.] or [1 - 4 oz.] of **NUGEN® MB<sup>5</sup>N-128** per gallon of use-solution. Apply use solution using a sprayer to thoroughly wet the surfaces. Apply use solution with a cloth, mop, sponge, sprayer or by immersion to thoroughly wet the surfaces. Treated surfaces must be allowed to remain visibly wet for 5 minutes. Wipe or allow to air dry. For visibly soiled areas, preclean first.

**For Heavy Duty Cleaning:** When greater cleaning is desired, use 2 oz. of **NUGEN® MB<sup>5</sup>N-128** per gallon of water. Visibly soiled areas may require repeated cleaning before treatment.

**DO NOT APPLY USE-SOLUTION TO THE MUSHROOM CROP, COMPOST OR CASING.** Rinse treated surfaces with potable water before they contact the crop, compost or casing.

### **WATER DAMAGE RESTORATION AGAINST ODOR-CAUSING BACTERIA FOR HOME AND INDUSTRIAL USE: {NOT FOR USE IN CALIFORNIA}**

This product is particularly suitable for use in water damage restoration situations against odor causing bacteria on the following porous and semi-porous materials: carpets, carpet cushions, subfloors, drywall, trim and frame lumber, tackless strip and paneling. Using appropriate dilution, saturate the affected materials with enough product to remain visibly wet for at least 5 minutes.

**Sewer Backup and River Flooding:** During mitigation procedures, dilute 1 - 2 oz. of the concentrate per gallon of water, allowing for the diluting effect of absorbed water within saturated materials. Remove visible soil along with non-salvageable materials. Saturate all affected areas with a coarse spray device before and after cleaning and extraction.

**Carpets, Carpet Cushions and Other Porous Materials such as Subfloors, Drywall, Trim and Frame Lumber, Tackless Strip and Paneling:** For water damage from a clean source, extract excess water. Test hidden area for colorfastness. Dilute 1 - 2 oz. of the concentrate per gallon of water, allowing for the diluting effect of absorbed water within saturated materials. Remove visible soil. Saturate all affected areas with a coarse spray device. Roll, brush or agitate into the materials and allow materials to remain visibly wet for 5 minutes. Follow with a thorough extraction. Dry rapidly and thoroughly.

**TO CLEAN AND DEODORIZE:** Mix [1 oz.] or [1 - 2 oz.] or [1 - 4 oz.] of **NUGEN® MB<sup>5</sup>N-128** per gallon of use-solution to clean and deodorize surfaces. Use with a sprayer. Wipe or allow to air dry.

### **DEODORIZING DIRECTIONS:**

**Spray Mopping Solutions:** 1 - 2 oz. per gallon of water eliminates undesirable odors. Allow surfaces to air dry.

**Nursing Homes, Hospitals, Hotels, Schools, Restaurants:** Using [1 - 2 oz.] or [1 - 4 oz.] in chemical toilets, waste receptacles, bed pans, drainage bottles, diaper pails, hampers, disposals, commodes and air conditioner pans will eliminate odors.

**Mopping Solutions, Automatic Scrubbers:** Using [1 - 2 oz.] or [1 - 4 oz.] per gallon of cleaning solution eliminates undesirable odors.

**Air Freshener/Automotive Uses:** 8 ounces per gallon of use-solution or desired concentration is effective on smoking and cooking odors (garlic, fish, onions, etc.). Automobile odors from tobacco, musty carpet smell and beverage smells will be eliminated.

**RV Holding Tanks:** Toilet waste: Cover bottom of holding tank with water. Dilute [1 - 2 oz.] or [1 - 4 oz.] per gallon of use-solution, and pour it into holding tank.. If odors return before time to empty, simply dilute [1 - 2 oz.] or [1 - 4 oz.] of **NUGEN® MB<sup>5</sup>N-128** per gallon of use-solution, and add it to the tank. Kitchen waste: [1 - 2 oz.] or [1 - 4 oz.] of **NUGEN® MB<sup>5</sup>N-128** per gallon of use-solution, and add to gray water tank as needed to control malodors created by dirty dish water.

**Pet Odors:** Use 4 - 6 oz. per gallon of use-solution, or desired concentration, for urine, feces, and vomit, in carpet and upholstery. Clean prior to application then spray onto affected areas. Test hidden area for colorfastness. Allow 5 minute contact time. Then blot with clean cloth. Allow to dry. Also effective on pet bedding and litter boxes.

**Sewage Backup, Water Damage:** 2 - 4 oz. per gallon of use-solution or desired concentration. Spray over affected areas before and after cleaning and extraction. Allow 5 minute contact time. Use proper ventilation; open windows.

**Cleaning Solution:** Dilute 1 - 2 oz. per gallon of use-solution for cleaning of kitchen counters, tables, walls, bathrooms, toilet seats, mopping floors and large routine applications. Apply to surfaces using trigger spray or other spray device. Remove excess liquid or allow surfaces to air dry.

*{Note to reviewer: For Nonrefillable Containers, Label has Household and Residential Uses}*

## **STORAGE AND DISPOSAL**

Store in original container in areas inaccessible to children. Nonrefillable container. Do not reuse or refill this container. Wrap [container] and put in trash or offer for recycling if available.

*{or}*

Store in original container in areas inaccessible to children. Nonrefillable container. Do not reuse or refill this container. Wrap [container] and put in trash or offer for reconditioning if appropriate.

## **STORAGE AND DISPOSAL**

Do not contaminate water, food or feed by storage or disposal.

**Pesticide Storage:** Open dumping is prohibited. Store in original container in areas inaccessible to children.

### **Pesticide Disposal:**

Pesticide wastes are acutely hazardous. Improper disposal of excess pesticide, spray mixture or rinsate is a violation of Federal Law. If these wastes cannot be disposed of by use according to label instructions, contact your State Pesticide or Environmental Control Agency, or the Hazardous Waste representative at the nearest EPA Regional Office for guidance.

### **Container Disposal:**

Nonrefillable container. Do not reuse or refill this container. Clean container promptly after emptying.

**{Plastic and Metal Containers:}** Triple rinse as follows: Fill container ¼ full with water and reclose the container. Agitate vigorously, and dispose of rinsate consistent with pesticide disposal instructions. Repeat two more times. Then offer for recycling if available or puncture and dispose in sanitary landfill or by other procedures approved by state and local authorities. Follow pesticide disposal instructions for rinsate. If not triple rinsed, these containers are acute hazardous wastes and must be disposed in accordance with local, state, and federal regulations.

**{Metal containers only:}** DO NOT cut or weld metal containers.

**{Bag in Box Containers:}** Completely empty bag into application equipment. Then offer for recycling if available or dispose of in a sanitary landfill, or by incineration, or by other procedures allowed by state and local authorities.

*{Note to reviewer: For Nonrefillable Sealed Containers: Several packaging options are designed for use dilution systems with sealed containers or bottles to reduce worker exposure to the concentrate. None of these can be triple rinsed because they are closed sealed containers. The following text will be used on these sealed container types:}*

## **STORAGE AND DISPOSAL**

Do not contaminate water, food or feed by storage or disposal.

**Pesticide Storage:** Open dumping is prohibited. Store in original container in areas inaccessible to children.

**Pesticide Disposal:** Pesticide wastes are acutely hazardous. Improper disposal of excess pesticide, spray mixture or rinsate is a violation of Federal Law. If these wastes cannot be disposed of by use according to label instructions, contact your State Pesticide or Environmental Control Agency, or the Hazardous Waste representative at the nearest EPA Regional Office for guidance.

**Container Disposal:** Nonrefillable container. Do not reuse or refill this container. Wrap empty container and put in trash.

---

### Footnotes:

<sup>1</sup> On hard, non-porous, non-food surfaces

<sup>2</sup> *Staphylococcus aureus*

<sup>3</sup> *Pseudomonas aeruginosa*

<sup>4</sup> *Salmonella enterica*

<sup>5</sup> 10-minute contact time for *Trichophyton interdigitale*, *Candida auris* and Canine parvovirus

<sup>6</sup> Allow the surface to adjust to room temperature before disinfection.

<sup>7</sup> Rinse toys with clean, potable water after disinfecting.

<sup>8</sup> SARS-Related Coronavirus 2

**{PACKET LABEL TO BE USED WITH MASTER CONTAINER LABEL}**

FOR DISINFECTION

*Note to reviewer: the following will be used for 1/4 oz. of concentrate:  
MIX EACH PACKET WITH [1 QUART] OF WATER*

*Note to reviewer: the following will be used for 1 oz. of concentrate:  
MIX EACH PACKET WITH [1 GALLONS] OF WATER*

*Note to reviewer: the following will be used for 2 oz. of concentrate:  
MIX EACH PACKET WITH [2 GALLONS] OF WATER*

*Note to reviewer: the following will be used for 4 oz. of concentrate:  
MIX EACH PACKET WITH [4 GALLONS] OF WATER*

*{If other packet sizes are desired, new packet label will be identical and the only things that will vary are the net contents, amount of water to dilute with and ppm active quat. Those 3 items will have to match or be equivalent to the dilution chart that is shown on page 11.}*

## **NUGEN<sup>®</sup> MB<sup>5</sup>N-128**

Active Ingredients:

|  |               |
|--|---------------|
| Dioctyl Dimethyl Ammonium Chloride .....   | 10.53%        |
| Alkyl (C12, 67%; C14, 25%; C16, 7%; C18, 1%) dimethyl benzyl ammonium chloride ..... | 7.02%         |
| Other Ingredients: .....   | <u>82.45%</u> |
| Total: .....   | 100.00%       |

**KEEP OUT OF REACH OF CHILDREN**

**DANGER [PELIGRO]**

See outer container for Precautionary Statements and Use directions

Disposal: Nonrefillable container. Do not reuse packet. Wrap and put in trash.

EPA Reg. No. 6836-365

EPA Est. No. (as indicated on container)

Net Contents: (insert container size here)

Arxada, LLC

412 Mount Kemble Avenue, Suite 200S

Morristown, NJ 07960

**SECONDARY CONTAINER LABEL**

{Note to reviewer: When this product is diluted in accordance with the directions on this label, the dilution container must bear the following statements:}

**NUGEN® MB<sup>5</sup>N-128**

Active Ingredients:

|  |               |
|--|---------------|
| Dioctyl Dimethyl Ammonium Chloride .....   | 10.53%        |
| Alkyl (C <sub>12</sub> , 67%; C <sub>14</sub> , 25%; C <sub>16</sub> , 7%; C <sub>18</sub> , 1%) dimethyl benzyl ammonium chloride ..... | 7.02%         |
| Other Ingredients:.....  | <u>82.45%</u> |
| Total:.....  | 100.00%       |

*The product in this container must be diluted at the use rate of 2 oz. or less per gallon of water as directed on the pesticide product label.*

**KEEP OUT OF REACH OF CHILDREN  
DANGER [PELIGRO]**

**PRECAUTIONARY STATEMENTS**

**HAZARDS TO HUMANS AND DOMESTIC ANIMALS**

**DANGER.** Causes substantial but temporary eye injury. Do not get in eyes, on skin, or on clothing. Wear protective eyewear such as goggles, face shield, or safety glasses and waterproof gloves. Wash thoroughly with soap and water after handling and before eating, drinking, chewing gum, using tobacco or using the toilet. Remove and wash contaminated clothing before reuse.

**FIRST AID**

**IF IN EYES:** Hold eye open and rinse slowly and gently with water for 15-20 minutes. Remove contact lenses, if present, after first 5 minutes, then continue rinsing eye.

**IF ON SKIN OR CLOTHING:** Take off contaminated clothing. Rinse skin immediately with plenty of water for 15-20 minutes.

Call a poison control center or doctor for treatment advice. Have the product container or label with you when calling poison control center or doctor or going for treatment.

*Follow the directions for use on the pesticide label when applying this product.*

EPA Reg. No. 6836-365

Diluted product not for sale or distribution.

{Note to reviewer: The following is considered optional graphics and marketing language.}

{Note to reviewer. The following may be used only if the supplemental registrant has obtained a Kosher Certification.}

[Any Kosher Symbol such as:]



[Kosher]





**THE FOLLOWING SECTIONS CONTAIN PROPRIETARY LANGUAGE AND GRAPHICS.**

**LANGUAGE AND GRAPHICS IN THE FOLLOWING SECTIONS CAN ONLY BE UTILIZED WITH ARXADA APPROVAL AND BY THE SUPPLEMENTAL REGISTRANTS APPROVED FOR ITS USE.**

*{Note to reviewer, the following is optional marketing language to be used with Insta-Use Refill Cartridge and bottle}*

**{Section 1}**

Individual cartridges are not for resale.

*{Note to reviewer, the following are instructions for Insta-Use Refill Cartridge and bottle}*

**Cartridge Instructions {choose one of the following}:**

Insert cartridge as shown into empty spray bottle. Fill bottle with water to fill line on spray bottle.

Note: Do not overfill bottle. Overfilling will prevent cartridge from emptying.


*{OR}*

Insert cartridge as shown into empty spray bottle. Fill bottle with water as directed on the product label.

Note: Do not overfill bottle. Over filling will prevent cartridge from emptying.

{Note to reviewer, the following is a graphic and instructions for Insta-Use Refill Cartridge and bottle}  
{Section 1}

# Refill Directions



**3) Attach sprayer to bottle & shake gently.**


**2) Insert cartridge into bottle neck.**

**1) Fill with water to fill line.**

**NOTE:** Overfilling will prevent the cartridge from emptying completely.

{Note to reviewer, the following is a graphic and instructions for Insta-Use Refill Cartridge and bottle}  
{Section 1}

# Refill Directions



← **3) Attach sprayer to bottle & shake gently.**

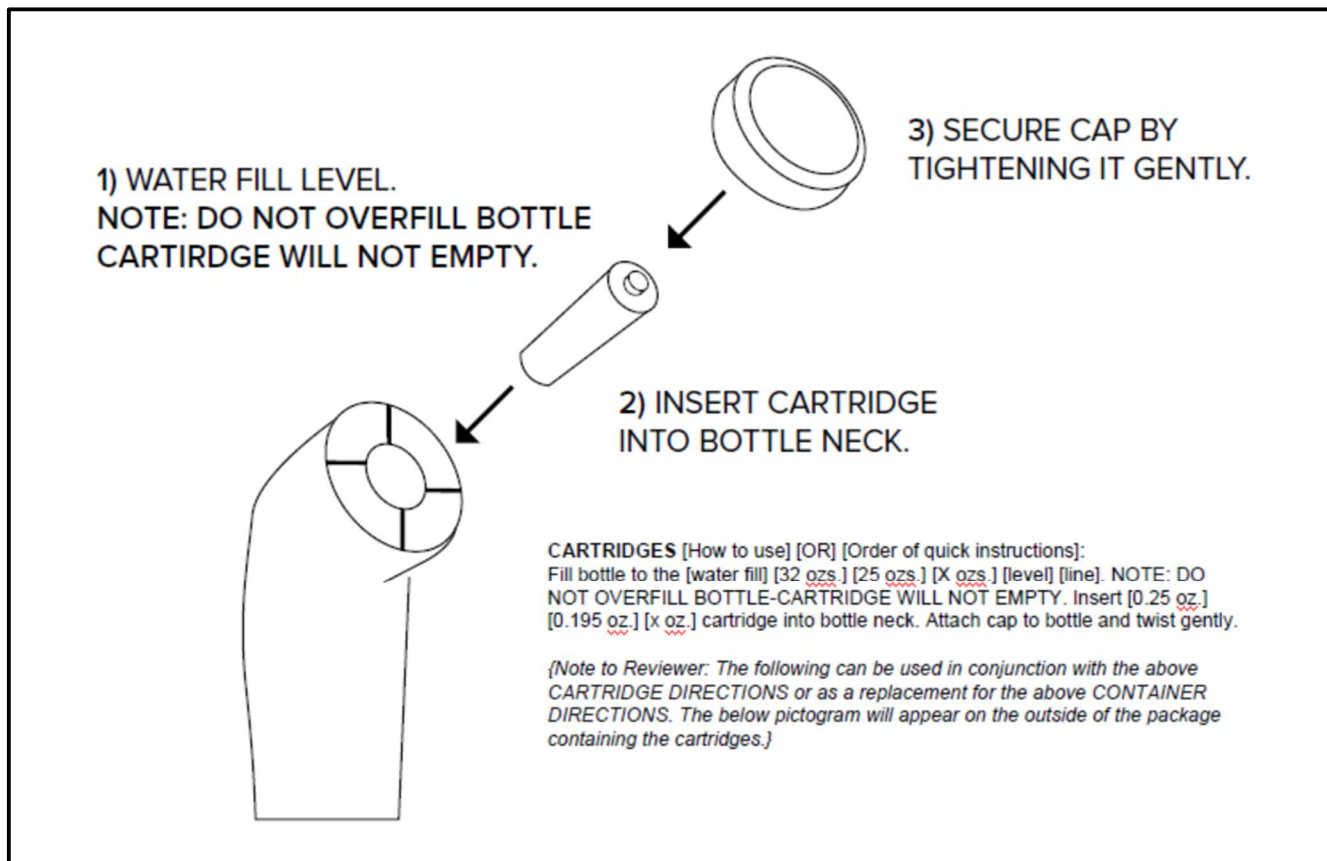
← **2) Insert cartridge into Bottle neck.**

← **1) Water fill level**


**NOTE:** Overfilling will prevent the cartridge from emptying completely.

{Note to reviewer, the following is a graphic and instructions for Insta-Use Refill Cartridge and bottle}  
**{Section 1}**

{Note to Reviewer: The following graphic should only be used for Canberra and Canberra licensed distributor use with JAWS Technology}



{Note to reviewer: The following are considered optional proprietary graphics and claims.}  
{Section 2}



{Note to reviewer: The following are considered optional proprietary graphics and claims.}  
{Section 2}



**1**   
**Fill with water to fill line.**  
NOTE: Overfilling will prevent cartridge from emptying completely.

**2**   
**Insert cartridge into bottle neck.**

**3**   
**Attach sprayer to bottle and shake gently.**

{Note to reviewer: The following are considered optional proprietary graphics and claims.}  
{Section 2}



At The Libman Company, we believe in creating quality products with cutting edge technology to make life easier on you and reduce waste in the process. The iluma™ Cleaning System features products that do just that: help to reduce plastic waste and carbon footprints by reusing plastic containers. By using Libman's iluma™ products, you can help reduce your waste from plastic cleaning bottles by up to 90%.

**SCENT NAMES**

Lemon [Fragrance] [Scent]