



U.S. ENVIRONMENTAL PROTECTION AGENCY
 Office of Pesticide Programs
 Registration Division (7505P)
 1200 Pennsylvania Ave., N.W.
 Washington, D.C. 20460

EPA Reg. Number:

1021-2851

Date of Issuance:

3/30/21

NOTICE OF PESTICIDE:

Registration
 Reregistration
 (under FIFRA, as amended)

Term of Issuance:

Unconditional

Name of Pesticide Product:

MGK Formula 3179

Name and Address of Registrant (include ZIP Code):

McLaughlin Gormley King Company D/B/A MGK
 7325 Aspen Lane N
 Minneapolis, MN 55428

Note: Changes in labeling differing in substance from that accepted in connection with this registration must be submitted to and accepted by the Registration Division prior to use of the label in commerce. In any correspondence on this product always refer to the above EPA registration number.

On the basis of information furnished by the registrant, the above named pesticide is hereby registered under the Federal Insecticide, Fungicide and Rodenticide Act.

Registration is in no way to be construed as an endorsement or recommendation of this product by the Agency. In order to protect health and the environment, the Administrator, on his motion, may at any time suspend or cancel the registration of a pesticide in accordance with the Act. The acceptance of any name in connection with the registration of a product under this Act is not to be construed as giving the registrant a right to exclusive use of the name or to its use if it has been covered by others.

This product is unconditionally registered in accordance with FIFRA section 3(c)(5) provided that you:

1. Submit and/or cite all data required for registration/reregistration/registration review of your product when the Agency requires all registrants of similar products to submit such data.

Signature of Approving Official:

Jacquelyn Herrick, Product Manager 03
 Invertebrate-Vertebrate Branch 1, Registration Division (7505P)

Date:

3/30/21

2. Make the following label changes before you release the product for shipment:

- Revise the EPA Registration Number to read, “EPA Reg. No. 1021-2851.”
3. Submit one copy of the revised final printed label for the record before you release the product for shipment.

Should you wish to add/retain a reference to the company’s website on your label, then please be aware that the website becomes labeling under the Federal Insecticide Fungicide and Rodenticide Act and is subject to review by the Agency. If the website is false or misleading, the product would be misbranded and unlawful to sell or distribute under FIFRA section 12(a)(1)(E). 40 CFR 156.10(a)(5) list examples of statements EPA may consider false or misleading. In addition, regardless of whether a website is referenced on your product’s label, claims made on the website may not substantially differ from those claims approved through the registration process. Therefore, should the Agency find or if it is brought to our attention that a website contains false or misleading statements or claims substantially differing from the EPA approved registration, the website will be referred to the EPA’s Office of Enforcement and Compliance.

If these conditions are not complied with, the registration will be subject to cancellation in accordance with FIFRA section 6. Your release for shipment of the product constitutes acceptance of these conditions. A stamped copy of the label is enclosed for your records. Please also note that the record for this product currently contains the following CSFs:

- Basic CSF dated 01/30/2020
- Alternate CSF A dated 01/30/2020

If you have any questions, please contact Jamey Shuler at (703) 347-8036 or by email at Shuler.Jamey@epa.gov.

Enclosure

MGK® Formula 3179

For Outdoor Use Only

[] indicates optional wording.

{ } indicates notes to reviewer.

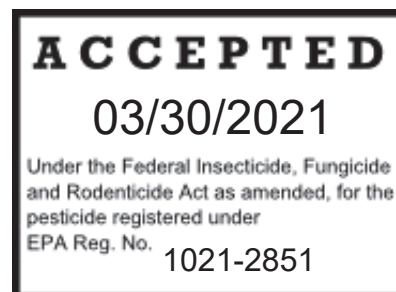
- [Repels [protects against] [biting] mosquitoes, including those that may transmit encephalitis, [Chikungunya] [West Nile Virus], [Eastern equine encephalitis], [Western equine encephalitis], [La Crosse encephalitis], [California encephalitis], [St. Louis encephalitis] and [dengue]
- Repels mosquitoes
- Repels [biting] mosquitoes
- Repels mosquitoes, including the Aedes mosquito that may transmit Zika virus
- Repels mosquitoes that may transmit Zika virus
- Provides effective mosquito protection
- Easy to Use
- Convenient
- No Mess, no sprays, no creams
- Non-Staining
- Odorless
- Unscented
- Repellent you don't apply to [spray on] clothes [or skin]
- Repellent is odorless, [silent] [and invisible area of protection]

{Additional alternate bullets at end of label}

ACTIVE INGREDIENT:

| | |
|--------------------------|--------|
| Metofluthrin | 4.0% |
| *OTHER INGREDIENTS | 96.0% |
| | 100.0% |

* Contains petroleum distillate



KEEP OUT OF REACH OF CHILDREN CAUTION

See [side [back] panel] [inside [outside] packaging] insert for additional precautions

{Note to reviewer: referral statements are for multiple packaging configurations depending on the supplemental distributor which may not have first aid and precautionary on front panel.}

PRECAUCION AL CONSUMIDOR: Si usted no lee inglés, no utilice este producto hasta que la etiqueta le haya sido explicada ampliamente.
(TO THE USER: If you cannot read English, do not use this product until the label has been fully explained to you.)

| FIRST AID | |
|--|--|
| IF SWALLOWED: | <ul style="list-style-type: none">• Immediately call a poison control center or doctor.• Do not induce vomiting unless told to do so by a poison control center or doctor.• Do not give any liquid to the person.• Do not give anything by mouth to an unconscious person. |
| HOTLINE NUMBER | |
| Have the product container or label with you when calling a poison control center or doctor, or going for treatment. In case of Medical emergencies or health and safety inquiries or in case of fire, leaking or damaged containers, information may be obtained by calling 1-888-740-8712. | |
| NOTE TO PHYSICIAN | |
| Contains petroleum distillate – vomiting may cause aspiration pneumonia. | |

Manufactured by



7325 Aspen Lane North
Minneapolis, MN 55428

EPA Reg. No. 1021-Unassigned

EPA Est. No. 1021-MN-2

Net Contents: _____

{Option for product sold with fixtures}

Contains: 1 to 8 Fixture(s) [Device(s)] [Unit(s)] and 1 x 0.81 fl. oz. (24 ml) to 8 x 0.81 fl. oz. or 1 x 1.52 fl. oz. (45 ml) to 8 x 1.52 fl. oz. (45 ml) or 1 x 1.69 fl. oz. (50 ml) to 8 x 1.69 fl. oz. (50 ml) MGK Formula 3179 [bottle name] [Repellent Bottle(s)] [Repellent Cartridge(s)] [Repellent Refill(s)] {Bottle name to be completed by supplemental distributor at time of supplemental distribution agreement}

{Bottle only}

Contain(s): 1 x 0.81 fl. oz. (24 ml) to 8 x 0.81 fl. oz. (24 ml) or 1 x 1.52 fl. oz. (45 ml) to 8 x 1.52 fl. oz. (45 ml) or 1 x 1.69 fl. oz. (50 ml) to 8 x 1.69 fl. oz. (50 ml) MGK Formula 3179 [bottle name] [Repellent Bottle(s)] [Repellent Cartridge(s)] [Repellent Refill(s)]

[Lot Number]

PRECAUTIONARY STATEMENTS
HAZARDS TO HUMANS AND DOMESTIC ANIMALS

CAUTION: Harmful if swallowed. Wash hands thoroughly with soap and water after handling and before eating, drinking, chewing gum, using tobacco or using the toilet.

ENVIRONMENTAL HAZARDS

Do not apply to directly to water, or to areas where surface water is present or to intertidal areas below the mean high water mark. Do not contaminate water when disposing of equipment washwaters or rinsate.

DIRECTIONS FOR USE

It is a violation of Federal law to use this product
in a manner inconsistent with its labeling.

For use outdoors on patios, decks, unenclosed porches, walkways, around swimming pools and other areas where mosquito protection is desired.

Do not use indoors.

Do not pry MGK FORMULA 3179 [bottle name] [Repellent Bottle] [Repellent Cartridge] [Repellent Refill] open.

Place [install] one fixture [Product Name] [Device] [Unit] every 10 to 12 ft. around [throughout] the area you wish to protect [from biting mosquitoes].

[A set of 4 Fixtures [Devices] [Units] provides up to 440 square feet of mosquito protection.]

[A set of 5 Fixtures [Devices] [Units] provides up to 550 square feet of mosquito protection.]

[A set of 6 Fixtures [Devices] [Units] provides up to 660 square feet of mosquito protection.]

{Note to reviewer: The above statements will be used with sets that contain 4,5 or 6 fixtures} {Only 1 of the following: fixture(s) or unit(s) will be used throughout the label}

The Vaporizer [Liquid] [Repellent] [Emanator] works [operates] independently from [with or without] the Light [Light Fixture] [Lamp] [LED].

The Vaporizer [Liquid] [Repellent] [Emanator] should be turned off when not in use.

The Vaporizer [Liquid] [Repellent] [Emanator] will get hot while in use. Always allow Vaporizer [Liquid] [Repellent] [Emanator] to cool before replacing with MGK FORMULA 3179 [bottle name] [Repellent Bottle] [Repellent Cartridge] [Repellent Refill].

After 6 weeks of use, Open Fixture [device] [unit] [Remove] [fixture][device] [unit] cover and visually inspect MGK FORMULA 3179 [[bottle name] [Repellent Bottle] [Repellent Cartridge] [Repellent Refill]] to determine usage rate.

The claimed hours of repellency are an average based on lab testing, and presume using 90% of repellent provided. The last 10% of repellent is not claimed, as repellency effectiveness may diminish with reduced wick exposure. Your repellent usage rate will vary based on the temperature and relative humidity.

The Vaporizer [Liquid] [Repellent] [Emanator] power-on indicator light will flash when device has been operated for approximately 195 hours, indicating that MGK FORMULA 3179 [bottle name] [Repellent Bottle] [Repellent Cartridge] [Repellent Refill] has about 20 hours remaining of effective operating life. We recommended that you check the MGK FORMULA 3179 [bottle name] [Repellent Bottle] [Repellent Cartridge] [Repellent Refill] and replace it before it is empty, or when you notice increased mosquito activity.

Replace when MGK FORMULA 3179 [bottle name] [Repellent Bottle] [Repellent Cartridge] [Repellent Refill] is empty.

Replace MGK FORMULA 3179 [bottle name] [Repellent Bottle] [Repellent Cartridge] [Repellent Refill] when power to device is [turned] off.

Do not insert [use] anything other than MGK FORMULA 3179 [bottle name] [Repellent Bottle] [Repellent Cartridge] [Repellent Refill] in [to] the Fixture [product name] [Device] [Unit].

Operating Instructions:

Use switch [optional controller] [photo sensor] [timer] to turn on Vaporizer [mosquito repellent system].

Use [transformer] [optional controller] photo sensor, [timer,] [or switch] to operate [turn on] Light [Light Fixture] [Lamp] [LED].

Use with 12v transformer and controller provided [available separately].

Installation instructions – {Directions for Fixture 1}

[Turn off electricity at main circuit breaker panel before beginning installation.] Consult local building codes to ensure compliance with wiring and grounding requirements.

- 1) Attach each Fixture [Device] [Unit] to post or stem, using hardware provided making sure Fixture [Device] [Unit] is level.

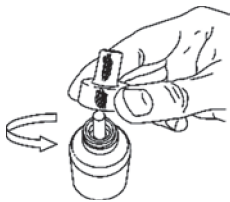


- 2) Connect Vaporizer [Liquid] [Repellent] [Emanator] and Light [Light Fixture] [Lamp] [LED] wires to controlled 12v power source, [or use [Product name] Controller and Transformer].
- 3) Place [Install] one MGK FORMULA 3179 [product name] [Fixture] [Device] [Unit] every 10 to 12 feet. If you have any questions about wiring, get assistance from a professional electrical contractor.

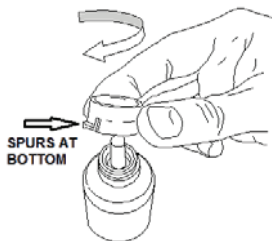
When using for the first time [For first time use] [Initial Use]:

How to insert MGK FORMULA 3179 [bottle name] [Repellent Bottle] [Repellent Cartridge] [Repellent Refill] Into Fixture [Device] [Unit].


1. Remove 1 (one) MGK FORMULA 3179 [bottle name] [Repellent Bottle] [Repellent Cartridge] [Repellent Refill] from packaging.
2. Place on a flat surface and remove protective cap.




3. Attach locking adaptor cap to bottle with spurs at bottom, closest to bottom of bottle, and turn until secure. Once attached properly, this cap is not removable.



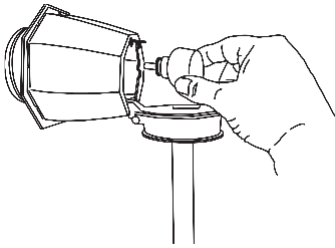
4. [Unplug Fixture [Device] [Unit] Disconnect power to Fixture [Device] [Unit]




5. Open [Remove] Fixture [Device] [Unit] cover.



6. Ensuring that the locking adaptor cap is secured to the [Repellent Bottle] [Repellent Cartridge] [Repellent Refill], carefully insert MGK FORMULA 3179 [bottle name] [Repellent Bottle] [Repellent Cartridge] [Repellent Refill] into fixture so that top of wick fits into Vaporizer [Liquid] [Repellent] [Emanator] and rotate about 30 degrees to secure to fixture [device] [unit].



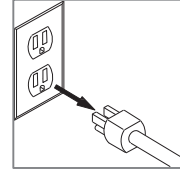
7. Replace [Attach] Fixture [Device] [Unit] cover.



8. Repeat for each Fixture [Device] [Unit] [reconnect power]
9. When finished, plug in Fixture [Device] [Unit] [reconnect power].

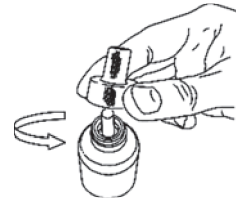
How to replace empty MGK FORMULA 3179 [bottle name] [Repellent Bottle] [Repellent Cartridge] [Repellent Refill] into fixture [device].

1. Unplug [Disconnect power to] Fixture [Device] [Unit]. If Vaporizer [Liquid] [Repellent] [Emanator] has been operating, allow at least 1 hour to cool down before handling.



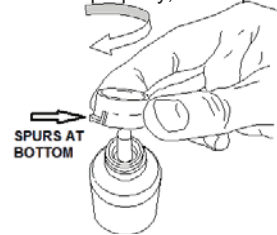
2. Remove 1 (one) MGK FORMULA 3179 [bottle name] [Repellent Bottle] [Repellent Cartridge] [Repellent Refill] from packaging.

3. Place on a flat surface and remove protective cap.



Attach locking adaptor cap to bottle with spurs at bottom, closest to bottom of bottle, and turn until secure. Once attached properly, this cap is not removable.

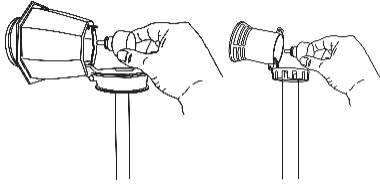
- 4.



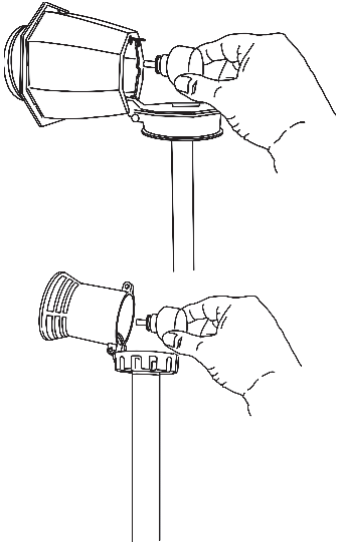
5. Open [Remove] Fixture [Device] [Unit] cover.




6. Remove used [empty] MGK FORMULA 3179 [bottle name] [Repellent Bottle] [Repellent Cartridge] [Repellent Refill] From assembly.



7. Ensuring that the locking adaptor cap is secured to the [Repellent Bottle] [Repellent Cartridge] [Repellent Refill], carefully insert MGK FORMULA 3179 [bottle name] [Repellent Bottle] [Repellent Cartridge] [Repellent Refill] into fixture so that top of wick fits into Vaporizer [Liquid] [Repellent] [Emanator] and rotate about 30 degrees to secure to fixture.



8. Replace [re-attach] [Fixture] [Device] [Unit] cover.



9. Repeat for each Fixture [Device] [Unit].

10. When finished, plug in Fixture [Device] [Unit] [reconnect power].

STORAGE AND DISPOSAL

Do not contaminate water, food, or feed by storage and disposal of repellent unit.

PESTICIDE STORAGE: Store in a cool, dry place. Keep container tightly closed. Store refills out of direct sunlight.

PESTICIDE DISPOSAL AND CONTAINER HANDLING: Non-refillable [liquid vaporizer] [bottle] [cartridge] [container]. Do not reuse or refill this [liquid vaporizer] [bottle] [cartridge] [container]. **If empty:** Place in trash or offer for recycling if available. **If partly filled:** Use remaining product according to label directions for use or call your local solid waste agency for disposal instruction. Never place unused product down any indoor or outdoor drain.

IMPORTANT: READ BEFORE USE

Read the entire Directions for Use, Conditions, Disclaimer of Warranties and Limitations of Liability before using this product. If terms are not acceptable, return the product container at once.

By using this product, user or buyer accepts the following conditions, disclaimer of warranties and limitations of liability.

CONDITIONS: The directions for use of this product are believed to be adequate and must be followed carefully. However, it is impossible to eliminate all risks associated with the use of this product. Ineffectiveness or other unintended consequences may result because of such factors as weather conditions, presence of other materials, or the manner of use or application, all of which are beyond the control of MGK. All such risks shall be assumed by the user or buyer.

DISCLAIMER OF WARRANTIES: TO THE EXTENT CONSISTENT WITH APPLICABLE LAW, MGK MAKES NO OTHER WARRANTIES, EXPRESS OR IMPLIED, OF MERCHANTABILITY OR OF FITNESS FOR A PARTICULAR PURPOSE OR OTHERWISE, THAT EXTEND BEYOND THE STATEMENTS MADE ON THIS LABEL. No agent of MGK is authorized to make any warranties beyond those contained herein or to modify the warranties contained herein. To the extent consistent with applicable law, MGK disclaims any liability whatsoever for special, incidental or consequential damages resulting from the use or handling of this product.

LIMITATIONS OF LIABILITY: TO THE EXTENT CONSISTENT WITH APPLICABLE LAW, THE EXCLUSIVE REMEDY OF THE USER OR BUYER FOR ANY AND ALL LOSSES, INJURIES OR DAMAGES RESULTING FROM THE USE OR HANDLING OF THIS PRODUCT, WHETHER IN CONTRACT, WARRANTY, TORT, NEGLIGENCE, STRICT LIABILITY OR OTHERWISE, SHALL NOT EXCEED THE PURCHASE PRICE PAID, OR AT MGK'S ELECTION, THE REPLACEMENT OF PRODUCT.

{Or alternate text}

Note [Notice]: Seller warrants that this product complies with the specifications expressed in this label. To the extent consistent with applicable law, seller makes no other warranties, and disclaims all other warranties, express or implied, including but not limited to warranties of merchantability and fitness for the intended purpose. To the extent consistent with applicable law, seller's liability or default, breach or failure under this label shall be limited to the amount of the purchase price. To the extent consistent with applicable law, seller shall have no liability for consequential damages.]

{Or alternate text}

Notice: To the extent consistent with applicable law, buyer assumes all responsibility for safety and use not in accordance with directions.]

© MGK, 2014

[Fixture] [Device] [Unit] made in [country of Origin]
MGK Formula 3179 [bottle name] [Repellent Bottle] [Repellent Cartridge] [Repellent Refill] made in (country of origin)



{Additional alternate bullets}

- [For optimal performance activate within 15 minutes of use
- Provides protection within 15 minutes of use
- Contains 1 [2] [3] [4] [5] [6] [7] [8] MGK FORMULA 3179 [bottle name] [Repellent Bottle] [Repellent Cartridge] [Repellent Refill] [(s) [for product name].
- Includes 1 [one] [2 (two)] [3 (three)] [4 (four)] [5 (five)] [6 (six)] [7 (seven)] [8 (eight)]
- MGK FORMULA 3179 [bottle name] [Repellent Bottle] [Repellent Cartridge] [Repellent Refill]
- Available [in] single pack [multi pack] [2 pack] [4 pack] [6 pack] [8 pack]
- Effective, season-long* mosquito protection for your entire deck, porch or patio
- Attractive light fixtures that protect your outdoor patio, [unenclosed porch], [walkway] [or deck] area from [biting] mosquitoes all season*
- Each Fixture [Product Name] [Device] [Unit] contains a Vaporizer [Liquid] [Repellent] [Emanator] [that] releases an odorless, invisible repellent [that] [and] protects up to 110 square feet (sq. ft.) (SF)
- Protects [up to] a 110 sq. ft. area
- Protects [provides] a 10 to 12-ft. diameter [area] [of repellency]
- 110 ft² (square feet) (SF) [area] [zone] of protection [from biting mosquitoes] from each Fixture [Product Name] [Device] [Unit]
- Use [Recommend using] four [4] Fixture [Device] [Unit] on a typical [average] sized deck, patio or outdoor area [for] [provides] 440 square feet [sq. ft.] of coverage
- Use [Recommend using] five [5] Fixture [Device] [Unit] on a large [typical] [average] sized deck, patio or outdoor area [for] [provides] 550 square feet [sq. ft.] of coverage
- Use [Recommend using] six [6] Fixture [Device] [Unit] on a large [typical] [average] sized deck, patio or outdoor area [for] [provides] 660 square feet [sq. ft.] of coverage
- Fixture [Product Name] [Device] [Unit] produces an invisible area [cloud] [zone] of protection which repels [biting] mosquitoes
- Fixture [Product Name] [Device] [Unit] produces invisible [odorless] vapor to repel [that repels] [biting] mosquitoes
- Vaporizer [Liquid] [Repellent] [Emanator] produces an invisible area [cloud] [zone] of protection which repels [biting] mosquitoes
- Vaporizer [Liquid] [Repellent] [Emanator] produces invisible [odorless] vapor to repel [that repels] [biting] mosquitoes
- [Each] 45 ml (1.52 fl. oz.) MGK FORMULA 3179 [bottle name] [Repellent Bottle] [Repellent Cartridge] [Repellent Refill] provide(s) Season-Long* mosquito protection
- [Each] 45 ml (1.52 fl. oz.) MGK FORMULA 3179 [bottle name] [Repellent Bottle] [Repellent Cartridge] [Repellent Refill] provide(s) 90 days [3 months] of mosquito protection 4.5 hours per day
- [Each] 45 ml (1.52 fl. oz.) MGK FORMULA 3179 [[bottle name] [Repellent Bottle] [Repellent Cartridge] [Repellent Refill] provide(s) 400 [total] hours of mosquito protection
- [Included] [Each] 50 ml (1.69 fl. oz.) MGK FORMULA 3179 [[bottle name] [Repellent Bottle] [Repellent Cartridge] [Repellent Refill] provide(s) Season- Long** mosquito protection
- [Each] 50 ml (1.69 fl. oz.) MGK FORMULA 3179 [[bottle name] [Repellent Bottle] [Repellent Cartridge] [Repellent Refill] provide(s) 90 days [3 months] of mosquito protection [5 hours per day] [Each] 50 ml (1.69 fl. oz.) MGK FORMULA 3179 [[bottle name] [Repellent Bottle] [Repellent

- Cartridge] [Repellent Refill] provide(s) 455 [total] hours of mosquito protection]
- Replace MGK FORMULA 3179 [[bottle name] [Repellent Bottle] [Repellent Cartridge] [Repellent Refill] for each Fixture [Device] [Unit] after [90 days] [400 hours] [455 hours] of use
- [Each] 24 ml (0.81 fl. oz.) MGK FORMULA 3179 [bottle name] [Repellent Bottle] [Repellent Cartridge] [Repellent Refill] provide(s) Season-Long*** mosquito protection
- [Each] 24 ml (0.81 fl. oz.) MGK FORMULA 3179 [bottle name] [Repellent Bottle] [Repellent Cartridge] [Repellent Refill] provide(s) 90 days [3 months] of mosquito protection 2.4 hours per day
- [Each] 24 ml (0.81 fl. oz.) MGK FORMULA 3179 [bottle name] [Repellent Bottle] [Repellent Cartridge] [Repellent Refill] provide(s) 216 [total] hours of mosquito protection
 - *assumes season as 90 days [3 months]/ average use 4.5 hours per day [45 ml fill]
 - **assumes season as 90 days [3 months]/ average use 5.0 hours per day [50 ml fill]
 - *** assumes season as 90 days [3 months]/ average use 2.4 hours per day [24 ml fill]
- [MGK FORMULA 3179 with] Mosquito Protection Technology
- [Patented] Patent Pending Mosquito Protection Technology [System]
- Easy to install
- No batteries [required]
- No open flame
- No candles
- Powered by low voltage electricity
- No butane [required]
- No external fuel required
- Use [program] timer [photosensor] [or switch] to turn on Vaporizer [mosquito repellent] [repellent] [system] [device] [mosquito protection] [Liquid] [Repellent] [Emanator].
- Use [program] photo sensor, [timer,] [or switch] to turn on lights.
- Use [optional] controller [available separately] to independently operate lights and control Vaporizer [mosquito repellent] [repellent] [system] [Liquid] [Repellent] [Emanator] [mosquito protection].
- Lights [Lighting] [Light] [Light Fixture] [Lamp] [LED] may be used independently of Vaporizer [mosquito repellent] [repellent] [system] [Liquid] [Repellent] [Emanator] [mosquito protection].
- Durable [metal and glass] construction will provide beautiful lighting for years to come
- Efficient LEDs [use less power for year-round energy savings] [and] [last up to 20,000 [30,000] hours]
- It's as easy as turning on the lights to say goodbye to [biting] mosquitoes and the old hassles of keeping them away for the entire summer!
- Use on patios, [unenclosed porches,] [decks,] [walkways,] [yards] and other outdoor areas where mosquito protection is desired [required] [needed].
- Designed to mount [sit] on [existing] deck post, railing or a stake in the ground.
- Permanent, low voltage [lighting] fixtures are easy to install using [a supplied] [available] [an available] transformer and low voltage wire.
- Use with 12v transformer and controller included [available separately]
- Control with timer, [photo sensor] [or switch] for lighting and/or repellent when you want them, [day or night]
- Vaporizer [Liquid] [Repellent] [Emanator] can operate [be used] independently of lights [with or without] [having] lights on
- Refillable light(ing) fixtures MGK FORMULA 3179 [[bottle name] [Repellent Bottle] [Repellent Cartridge] [Repellent Refill]
- Free MGK FORMULA 3179 [bottle name] [Repellent Bottle] [Repellent Cartridge] [Repellent Refill] included
- Extra refill included
- Buy one get one free
- Coupon [\$] Rebate(s) available [inside]
- MGK FORMULA 3179 [bottle name] [Repellent Bottle] [Repellent Cartridge] [Repellent Refill] works with [in] [product name]
- MGK FORMULA 3179 [bottle name] [Repellent Bottle] [Repellent Cartridge] [Repellent Refill]
- Specially designed for use with [in] product name
- For protection and added comfort outdoors
- Works [when you want it] [day [and] [or] night]
- [Helps you] enjoy your evening activities with fewer [less] annoying [biting] mosquitoes.
- Simply turn [switch] off the Vaporizer [Liquid] [Repellent] [Emanator] when protection is not needed.
- Won't harm plants, [flowers], [shrubs] or [and] [grass] [lawns]
- Illuminated [Green] [Yellow] [Orange] [Blue] LED indicator [light] on fixture [device] indicates [signals] that Vaporizer [Liquid] [Repellent] [Emanator] is operating]
- [Green] [Yellow] [Orange] [Blue] LED indicator [light] on fixture [device] will flash [after 195 hours] to indicate it is time to [check] [and] [or] [replace] MGK FORMULA 3179 [bottle name] [Repellent Bottle] [Repellent Cartridge] [Repellent Refill] level
- Reset timer when MGK FORMULA 3179 [bottle name] [Repellent Bottle] [Repellent Cartridge] [Repellent Refill] has been replaced to begin another 195 hour countdown.
- Convenient protection from [biting] mosquitoes
- Built-in timer signals when it's time to replace MGK FORMULA 3179 [bottle name] [Repellent Bottle] [Repellent Cartridge] [Repellent Refill]
- Effective against all types of mosquitoes
- Discreet, low-profile fixtures blend in to landscape
- Add to an existing [LV] [low voltage] lighting system or install with transformer and wire
- [Bury] [Cover] [Hide] Cable.
- Cover with mulch, soil or landscape stone. Use a sod cutter to quickly and cleanly bury cable under grass.
- Repel mosquitoes at the flip of a switch.
- 3 year [1year] [2 year] [4 year] [5 year] [limited] warranty

{Individual Small Bottle Label}

MGK FORMULA 3179 [bottle name] [Repellent Bottle] [Repellent Cartridge]

[Repellent refill]

ACTIVE INGREDIENT:

| | |
|--------------------------|---------------|
| Metofluthrin | 4.0% |
| *OTHER INGREDIENTS | 96.0% |
| | <u>100.0%</u> |

* Contains petroleum distillate

EPA Reg. No. 1021-Unassigned

EPA Est. No. 1021-MN-2

KEEP OUT OF REACH OF CHILDREN CAUTION

See [outside] MGK Formula 3179 [bottle name] [Repellent Bottle] [Repellent Cartridge] [Repellent Refill] packaging [carton] [insert] for precautions and directions for use
{Specific location will depend on packaging configuration of various supplemental distributors}

Net Contents: Contains: 1 x 0.81 fl. oz. (24 ml) [1 x 1.52 fl. oz. (45 ml)] [Repellent Bottle(s)] [Repellent Cartridge(s)]

PRECAUCION AL CONSUMIDOR: Si usted no lee inglés, no utilice este producto hasta que la etiqueta le haya sido explicada ampliamente.
(TO THE USER: If you cannot read English, do not use this product until the label has been fully explained to you.)

| FIRST AID | |
|--|---|
| IF SWALLOWED: | <ul style="list-style-type: none"> • Immediately call a poison control center or doctor. • Do not induce vomiting unless told to do so by a poison control center or doctor. • Do not give any liquid to the person. • Do not give anything by mouth to an unconscious person. |
| HOTLINE NUMBER | |
| Have the product container or label with you when calling a poison control center or doctor, or going for treatment. In case of Medical emergencies or health and safety inquiries or in case of fire, leaking or damaged containers, information may be obtained by calling 1-888-740-8712. | |
| NOTE TO PHYSICIAN | |
| Contains petroleum distillate – vomiting may cause aspiration pneumonia. | |



EPA Reg. No. 1021-Unassigned

EPA Est. No. 1021-MN-2

Net Contents: _____

{Option for product sold with fixtures}

Contains: 1 to 8 Fixture(s) [Device(s)] [Unit(s)] and 1 x 0.81 fl. oz. (24 ml) to 8 x 0.81 fl. oz. or 1 x 1.52 fl. oz. (45 ml) to 8 x 1.52 fl. oz. (45 ml) or 1 x 1.69 fl. oz. (50 ml) to 8 x 1.69 fl. oz. (50 ml) MGK Formula 3179 [bottle name] [Repellent Bottle(s)] [Repellent Cartridge(s)] [Repellent Refill(s)] {Bottle name to be completed by supplemental distributor at time of supplemental distribution agreement}}

{Bottle only}

Contain(s): 1 x 0.81 fl. oz. (24 ml) to 8 x 0.81 fl. oz. (24 ml) or 1 x 1.52 fl. oz. (45 ml) to 8 x 1.52 fl. oz. (45 ml) or 1 x 1.69 fl. oz. (50 ml) to 8 x 1.69 fl. oz. (50 ml) MGK Formula 3179 [bottle name] [Repellent Bottle(s)] [Repellent Cartridge(s)] [Repellent Refill(s)]

[Lot Number]

| PRECAUTIONARY STATEMENTS HAZARDS TO HUMANS AND DOMESTIC ANIMALS |
|---|
| CAUTION: Harmful if swallowed. Wash hands thoroughly with soap and water after handling and before eating, drinking, chewing gum, using tobacco or using the toilet. |

| ENVIRONMENTAL HAZARDS |
|--|
| Do not apply to directly to water, or to areas where surface water is present or to intertidal areas below the mean high water mark. Do not contaminate water when disposing of equipment washwaters or rinsate. |

DIRECTIONS FOR USE

It is a violation of Federal law to use this product
in a manner inconsistent with its labeling.

For use outdoors on patios, decks, unenclosed porches, walkways, around swimming pools and other areas where mosquito protection is desired.

Do not use indoors.

Do not pry MGK FORMULA 3179 [bottle name] [Repellent Bottle] [Repellent Cartridge] [Repellent Refill] open.

Place [install] one fixture [Product Name] [Device] [Unit] every 10 to 12 ft. around [throughout] the area you wish to protect [from biting mosquitoes].

[A set of 4 Fixtures [Devices] [Units] provides up to 440 square feet of mosquito protection.]

[A set of 5 Fixtures [Devices] [Units] provides up to 550 square feet of mosquito protection.]

[A set of 6 Fixtures [Devices] [Units] provides up to 660 square feet of mosquito protection.]

{Note to reviewer: The above statements will be used with sets that contain 4,5 or 6 fixtures} {Only 1 of the following: fixtures, devise(s) or units will be used throughout the label}

The Vaporizer [Liquid] [Repellent] [Emanator] works [operates] independently from [with or without] the Light [Light Fixture] [Lamp] [LED].

The Vaporizer [Liquid] [Repellent] [Emanator] should be turned off when not in use.

The Vaporizer [Liquid] [Repellent] [Emanator] will get hot while in use. Always allow Vaporizer [Liquid] [Repellent] [Emanator] to cool before replacing with MGK FORMULA 3179 [bottle name] [Repellent Bottle] [Repellent Cartridge] [Repellent Refill].

After 6 weeks of use, Open Fixture [device] [unit] [Remove] [fixture][device] [unit] cover and visually inspect MGK FORMULA 3179 [[bottle name] [Repellent Bottle] [Repellent Cartridge] [Repellent Refill] to determine usage rate.

The claimed hours of repellency are an average based on lab testing, and presume using 90% of repellent provided. The last 10% of repellent is not claimed, as repellency effectiveness may diminish with reduced wick exposure. Your repellent usage rate will vary based on the temperature and relative humidity.

The Vaporizer [Liquid] [Repellent] [Emanator] power-on indicator light will flash when device has been operated for approximately 195 hours, indicating that MGK FORMULA 3179 [bottle name] [Repellent Bottle] [Repellent Cartridge] [Repellent Refill] has about 20 hours remaining of effective operating life. We recommended that you check the MGK FORMULA 3179 [bottle name] [Repellent Bottle] [Repellent Cartridge] [Repellent Refill] and replace it before it is empty, or when you notice increased mosquito activity.

Replace when MGK FORMULA 3179 [bottle name] [Repellent Bottle] [Repellent Cartridge] [Repellent Refill] is empty.

Replace MGK FORMULA 3179 [bottle name] [Repellent Bottle] [Repellent Cartridge] [Repellent Refill] when power to device is [turned] off.

Do not insert [use] anything other than MGK FORMULA 3179 [bottle name] [Repellent Bottle] [Repellent Cartridge] [Repellent Refill] in [to] the Fixture [product name] [Device] [Unit].

Operating Instructions:

Use switch [optional controller] [photo sensor] [timer] to turn on Vaporizer [mosquito repellent system.]

Use [transformer] [optional controller] photo sensor, [timer,] [or switch] to operate [turn on] Light [Light Fixture] [Lamp] [LED].

Use with 12v transformer and controller provided [available separately].

Installation instructions – {Directions for Fixture 1}

[Turn off electricity at main circuit breaker panel before beginning installation.] Consult local building codes to ensure compliance with wiring and grounding requirements.

- 4) Attach each Fixture [Device] [Unit] to post or stem, using hardware provided making sure Fixture [Device] [Unit] is level.

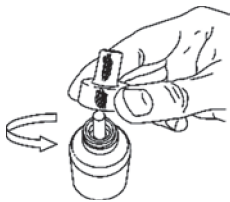


- 5) Connect Vaporizer [Liquid] [Repellent] [Emanator] and Light [Light Fixture] [Lamp] [LED] wires to controlled 12v power source, [or use [Product name] Controller and Transformer].
- 6) Place [Install] one MGK FORMULA 3179 [product name] [Fixture] [Device] [Unit] every 10 to 12 feet. If you have any questions about wiring, get assistance from a professional electrical contractor.

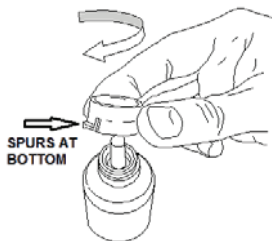
When using for the first time [For first time use] [Initial Use]:

How to insert MGK FORMULA 3179 [bottle name] [Repellent Bottle] [Repellent Cartridge] [Repellent Refill] Into Fixture [Device] [Unit].


10. Remove 1 (one) MGK FORMULA 3179 [bottle name] [Repellent Bottle] [Repellent Cartridge] [Repellent Refill] from packaging.
11. Place on a flat surface and remove protective cap.




12. Attach locking adaptor cap to bottle with spurs at bottom, closest to bottom of bottle, and turn until secure. Once attached properly, this cap is not removable.



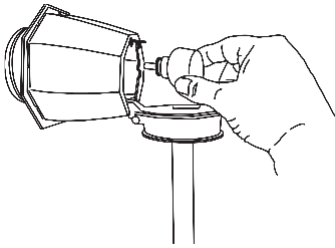
13. [Unplug Fixture [Device] [Unit] Disconnect power to Fixture [Device] [Unit]




14. Open [Remove] Fixture [Device] [Unit] cover.



15. Ensuring that the locking adaptor cap is secured to the [Repellent Bottle] [Repellent Cartridge] [Repellent Refill], carefully insert MGK FORMULA 3179 [bottle name] [Repellent Bottle] [Repellent Cartridge] [Repellent Refill] into fixture so that top of wick fits into Vaporizer [Liquid] [Repellent] [Emanator] and rotate about 30 degrees to secure to fixture [device] [unit].



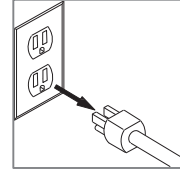
16. Replace [Attach] Fixture [Device] [Unit] cover.



17. Repeat for each Fixture [Device] [Unit] [reconnect power]
18. When finished, plug in Fixture [Device] [Unit] [reconnect power].

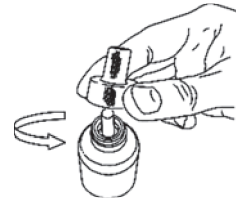
How to replace empty MGK FORMULA 3179 [bottle name] [Repellent Bottle] [Repellent Cartridge] [Repellent Refill] into fixture [device].

11. Unplug [Disconnect power to] Fixture [Device] [Unit]. If Vaporizer [Liquid] [Repellent] [Emanator] has been operating, allow at least 1 hour to cool down before handling.



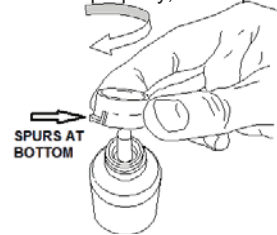
12. Remove 1 (one) MGK FORMULA 3179 [bottle name] [Repellent Bottle] [Repellent Cartridge] [Repellent Refill] from packaging.

13. Place on a flat surface and remove protective cap.



Attach locking adaptor cap to bottle with spurs at bottom, closest to bottom of bottle, and turn until secure. Once attached properly, this cap is not removable.

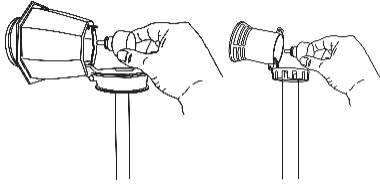
- 14.



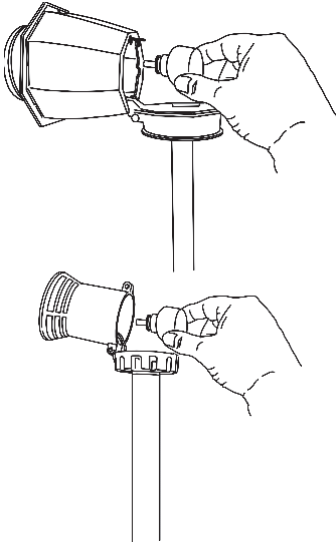
15. Open [Remove] Fixture [Device] [Unit] cover.




16. Remove used [empty] MGK FORMULA 3179 [bottle name] [Repellent Bottle] [Repellent Cartridge] [Repellent Refill] From assembly.



17. Ensuring that the locking adaptor cap is secured to the [Repellent Bottle] [Repellent Cartridge] [Repellent Refill], carefully insert MGK FORMULA 3179 [bottle name] [Repellent Bottle] [Repellent Cartridge] [Repellent Refill] into fixture so that top of wick fits into Vaporizer [Liquid] [Repellent] [Emanator] and rotate about 30 degrees to secure to fixture.



18. Replace [re-attach] [Fixture] [Device] [Unit] cover.



19. Repeat for each Fixture [Device] [Unit].

20. When finished, plug in Fixture [Device] [Unit] [reconnect power].

STORAGE AND DISPOSAL

Do not contaminate water, food, or feed by storage and disposal of repellent unit.

PESTICIDE STORAGE: Store in a cool, dry place. Keep container tightly closed. Store refills out of direct sunlight.

PESTICIDE DISPOSAL AND CONTAINER HANDLING: Non-refillable [liquid vaporizer] [bottle] [cartridge] [container]. Do not reuse or refill this [liquid vaporizer] [bottle] [cartridge] [container]. **If empty:** Place in trash or offer for recycling if available. **If partly filled:** Use remaining product according to label directions for use or call your local solid waste agency for disposal instruction. Never place unused product down any indoor or outdoor drain.