

POISON

KEEP OUT OF REACH OF CHILDREN
CAUSES SEVERE BURNS

AVOID CONTACT WITH SKIN, EYES, MUCOUS MEMBRANES, HANDS
AND CLOTHING. AVOID INHALING FUMES. DO NOT TAKE INTERNALLY.
KEEP HANDS AND FACE AWAY FROM MIXED SOLUTION AND POINT
OF APPLICATION AT ALL TIMES.

SPECIALTIES SINCE 1912

boyer

CHEMICAL COMPANY



SEWER

ROOT

DESTROYER

OPENS CLOGGED
SEWERS

DANGER



KEEP OUT OF REACH OF CHILDREN
CAUSES SEVERE BURNS
SEE ANTIDOTE AND OTHER REQUIRED
WARNING STATEMENTS ON THE LEFT PANEL

Application
hours or at a
be at their lov
its work.

USEAGE RECC

Slow Moving

Stopped Up

APPLICATION
gradually into
pail (not wood
Use stick to m
hot. Avoid spl
or other openi
recommended
drain or toilet.

In stubborn

ROOT DEST
pipe. Keep ha
avoid breathin

When the c
spill any of th
any solution of

Do not pou
access to sewer
to avoid crack

1) Mix as a

CONTENTS
ACTIVE INGREDIENTS SODIUM HYDROXIDE
INERT INGREDIENTS

98%
1%
100%

U.S.D.A. Reg. No. 500-22

1-19-76
50-22

KEEP OUT OF REACH OF CHILDREN
CAUSES SEVERE BURNS

AVOID CONTACT WITH SKIN, EYES, MUCOUS MEMBRANES, HAIR,
AND CLOTHING. AVOID INHALING FUMES. DO NOT TAKE INTERNALLY.
WASH HANDS AND FACE AWAY FROM MIXED SOLUTION. AVOID POINT
OF APPLICATION AT ALL TIMES.

**DANGER — READ CAREFULLY BEFORE USING.
CONTAINS CAUSTIC SODA (SODIUM HYDROXIDE).**

ANTIDOTE:

EXTERNAL — FLOOD WITH WATER AND THEN WASH WITH VINEGAR.

**INTERNAL — GIVE LIBERAL AMOUNTS OF MILK OR EGG WHITE, OR
GIVE VINEGAR OR JUICE OF LEMON, GRAPEFRUIT, OR
ORANGE CAUTIONS — FOLLOW WITH OLIVE OIL.**

DO NOT GIVE EMETIC OR INDUCE VOMITING.

**EYES — IMMEDIATELY FLOOD WITH WATER FOR AT LEAST 15
MINUTES**

CALL A PHYSICIAN IMMEDIATELY!

CAUTION — EXTRA POWERFUL

Bayer ROOT DESTROYER is a powerful, heat-generating chemical. Keep away
from children. It burns hands, skin, clothing, clothing, aluminum ware, wood, paint.
It eats and destroys tree roots, hair, plastic, grease, sludge, fruit peelings, organic
matter, soap, etc. Do not let water solution or fumes contact eyes or skin. Do not
put mixed solution in a sealed container, mix only enough to be used immediately.

Most sewer stoppages are caused by roots of trees, bushes and shrubs clogging
the pipes. To enjoy trouble-free sewers, use BAYER ROOT DESTROYER at least 3
times a year.

Ask your dealer about these other Bayer Products: For Septic Systems: CLEANER,
BAC-BEATOR, ENZY-SEPTIC, SANI-CHLOR. For Drains: DRAIN SOLVENT, DRAIN
OPENER & FRESHENER.

BAYER CHEMICAL COMPANY
1611 CHURCH STREET EVANSTON, ILLINOIS 60204

Net Weight
10 lbs.

SPECIALTIES SINCE 1912

CHEMICAL COMPANY

SEWER
ROOT

OPENS CLOGGED
SEWERS

DANGER  POISON

KEEP OUT OF REACH OF CHILDREN,
CAUSES SEVERE BURNS
SEE ANTIDOTE AND OTHER REQUIRED
WARNING STATEMENTS ON THE LEFT PANEL

READ (& DI

EAGE REC

APPLICANC

DREN

ANES HAN
E INTERNA
N AND PO

THE
MAY 1911


THE
MAY 1911

THE
MAY 1911

THE
MAY 1911


Net Weight
10 lbs.

SPECIALTIES SINCE 1912




CHEMICAL COMPANY

SEWER
ROOT



OPENS CLOGGED SEWERS

DANGER  **POISON**

KEEP OUT OF REACH OF CHILDREN
CAUSES SEVERE BURNS
SEE ANTIDOTE AND OTHER REQUIRED
WARNING STATEMENTS ON THE LEFT PANEL

READ CAREFULLY ALL PRECAUTIONS & DIRECTIONS BEFORE USING.

USAGE RECOMMENDATION

APPLICATION

D I R E C T I O N S

Application of ROOT DESTROYER should be made during the evening hours or at a time when the use of plumbing facilities (water flow) will be at their lowest level. ROOT DESTROYER needs 6 to 8 hours to do its work.

USAGE RECOMMENDATION:

Slow Moving Sewers: Use at least 6 lbs. of ROOT DESTROYER for each 20 ft. of sewer measured from point of application in house to street main.

Stopped Up Sewers: Use at least 6 lbs. of ROOT DESTROYER for each 10 ft. of sewer measured as above.

APPLICATION: Dissolve approximately 6 lbs. of ROOT DESTROYER gradually into 2 gallons of cold water. Use clean galvanized scrubbing pail (not wood, plastic, or aluminum). Pour crystals slowly into water. Use stick to mix thoroughly until dissolved. CAUTION: Solution becomes hot. Avoid splashing on hands or clothing. Pour solution into drain, trap or other opening that leads directly to sewer. Repeat this procedure until recommended amount has been applied. Do not pour dry crystals into drain or toilet. Reseal can at once after each use and before discarding.

In stubborn cases, sewer lines may require more than one application.

ROOT DESTROYER will not harm drains, pipes, tiles, orange burg pipe. Keep hands, face, clothing away from ROOT DESTROYER and avoid breathing of fumes.

When the can is empty throw it away — Do not reuse the can. If you spill any of the solution mop it up immediately taking care not to get any solution on your hands, clothing, etc.

Do not pour dry chemicals or hot solution into toilet bowl. If only access to sewer is through toilet bowl follow these important instructions to avoid cracking the bowl:

1) Mix as above and allow to cool before pouring into the toilet bowl.