

PM 04

239-2570

9-15-98

1076

ORTHO®

ORTHO-KLOR® 1% DURSBAN Lawn & Soil Granules, EPA REG. NO. 239-2570

[ABN: Ortho® Dursban® Lawn & Garden Insect Control]

{ICON} OUTDOOR USE ONLY

FREE 20% MORE

10.8 LB AT REGULAR 9 LB PRICE

NEW/NOW RESEALABLE BAG

{ICON} PAIR OF SCISSORS

DO NOT CUT BELOW DOTTED LINE

Made with Recycled Paper

Made with Biodegradable Material

Uniform Coverage

Consistent Performance - EVERY TIME

Dull gray color blends with soil

Dull gray color makes granules less noticeable

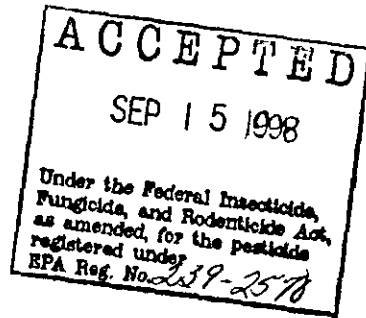
Dense granules easily reach pest zone

Dense granules resist runoff

(Virtually) Dust Free

Spreads evenly every time

Won't wash away, even on slopes



Unique Granule Designed Specifically for Lawn Care Products

- Made with Recycled Paper
 - Not made from food by-products
 - Biodegradable in Soil / Breaks down in soil to naturally occurring elements/ Breaks down into common elements of soil

Now Easier to Measure


- No Guesswork
- Now measure in cups - no weighing / scale necessary
- No longer need to measure in pounds
- Measure in cups or pounds

DENSER GRANULES STAY IN PLACE

FOR UNIFORM COVERAGE

Better Spreading Formula

Less Dust



2016

[For 10.8 lb size] FREE 20% MORE - 10.8 LB AT REGULAR 9 LB PRICE
[For 12 lb. size] 20% MORE/FREE - GET 12 LBS. FOR THE PRICE OF 10 LBS.]

Treats up to 3600 sq ft [9 lb. size]
Treats up to 4000 sq ft [10 lb. size]
Treats up to 4320 sq ft [10.8 lb. size]
Treats up to 4800 sq ft [12 lb. size]

Treats up to 108 fire ant mounds. [9 lb. size]
Treats up to 120 fire ant mounds. [10 lb. size]
Treats up to 129 fire ant mounds. [10.8 lb. size]
Treats up to 144 fire ant mounds. [12 lb. size]

LAWN PESTS / INSECTS: Armyworms, Chiggers, Chinch Bugs, Crickets, Fleas, Grasshoppers, Mole Crickets, Sod Webworms, Ticks & White Grubs

NOW CONTROLS FIRE ANTS/FIRE ANT MOUNDS

NUISANCE PESTS/INSECTS OUTDOORS/HELPS CONTROL HOME INVADING PESTS: Ants, Cockroaches, Earwigs, Sowbugs, Silverfish & Spiders (including Black Widow Spiders).

VEGETABLE GARDEN INSECTS/PESTS (Before Planting): Wireworms, Cutworms, Root Maggots & Billbugs

Active Ingredient

*Chlorpyrifos 1%
Other Ingredients..... 99%
*DURSBAN.


KEEP OUT OF REACH OF CHILDREN

CAUTION

See back panel for additional precautionary statements.

For home use only/Specially formulated for residential use.

NET WT 9 LBS / 4.08 kg
NET WT. 10 LBS/4.53 kg
NET WT. 10.8 LBS/4.89 kg
NET WT. LBS/4.89 kg
NET WT. 12 LBS/5.43 kg



READ ENTIRE LABEL BEFORE EACH USE.

DIRECTIONS FOR USE

It is a violation of Federal law to use this product in a manner inconsistent with its labeling.

[BIODAC FORMULATION] Note: One level measuring cup (8 fl. oz.) holds 5-1/2 oz. of granules. Three cups equal approximately 1 lb. of product.

[CORNCOB FORMULATION]

Note: One level measuring cup (8 fl. oz.) holds 4 oz. of granules. Four cups equal approximately 1 lb. of product.


LAWNS

	Amount to Use	When to Mow & Water
<u>Above Ground Pests:</u> Ants, Chiggers, Chinch Bugs, Clover Mites, Crickets, Cutworms, Earwigs, Fall Armyworms, Fleas, Grasshoppers, Lawn Moths (Sod Webworms), Leafhoppers, Pillbugs, Sowbugs, Spittlebugs & Ticks	7½ cups (2½ lbs) per 1000 sq. ft. (40'x25')	<ul style="list-style-type: none"> • Apply to lawn that was mowed & watered within the last 24 hours. • Water LIGHTLY immediately after application to move the insecticide from the granules onto the soil where these pests live and feed.
<u>Underground Pests.</u> European Crane Fly/Leather Jacket (larvae), Hyperodes (Turfgrass Weevils), Mole Crickets & White Grubs (larvae of European Chafer, Southern Chafer & Japanese Beetle)	15 cups (5 lbs) per 1000 sq. ft. (40'x25')	<ul style="list-style-type: none"> • Apply to lawn that was mowed & watered within the last 24 hours. • Water THOROUGHLY immediately after application to move the insecticide from the granules into the soil where these pests live & feed.

How to Apply

•Measure lawn. Calculate square feet by multiplying length times width. [walking man icon]. Spread evenly over measured area.

•Treat entire lawn. Spot treatment may be less effective. [Optional]



4/27/6

When to Apply

Wait 4 to 6 weeks between applications.

- White Grubs & European Crane Fly (larvae): Treat when pests are small and actively feeding near the soil surface. Consult your County Cooperative Extension Agent for the best time to treat.

SUGGESTED SPREADER SETTINGS - INSERT SPREADER CHART HEADINGS HERE

FIRE ANT MOUNDS

Do not use this treatment in vegetable gardens.

Amount to Use	When to Water
4 Tbs (¼ cup, 1.33 oz) per mound	Water GENTLY immediately after application using one gallon of water. Avoid high pressure watering which may disturb ants and cause them to move and form new mounds.

When to Apply


For best results apply in early morning or late afternoon when fire ants are most active. Treat new mounds as they appear.

HOME INVADING / NUISANCE PESTS (outdoors)

PESTS	When to Water
Ants, Clover Mites, Cockroaches, Crickets, Earwigs, Fleas, Millipedes, Pillbugs, Silverfish, Sowbugs, Spiders (including Black Widow & Brown Recluse Spiders) & Ticks	Water LIGHTLY immediately after application to move the insecticide from the granules onto the soil where these pests live and feed.

How to Apply:

- To keep insects from entering the house, treat a 3 foot band of soil around the house next to the foundation.
- Also treat garbage can storage areas and outdoor pet resting areas.



VEGETABLE GARDENS (before planting)

Do not make more than one application per season.

Vegetables	Pests	Amount to Use When to Apply
Sweet Corn & Sweet Potatoes	Billbugs, Cutworms, Grubs, Flea Beetle (larvae), Sweet Potato Beetles & Wireworms	Apply 1½ cups (½ lb) per 100 sq. ft. just prior to planting and work into the top 4 to 6 inches of soil.
Onions (bulb) & Radishes	Onion Maggots & Root Maggots	Apply 1 cup (1/3 lb) per 100 linear feet (onion bulbs) or 110 linear feet (radish seed) in the furrow at the time of planting.
Broccoli, Brussels Sprouts, Cabbage, Cauliflower, Chinese Cabbage, Collards, Kale, Kohlrabi, Rutabagas & Turnips	Root Maggots	Apply 1½ cups (½ lb) per 100 linear feet in the furrow with the seeds or transplants at the time of planting.

(Note, do not use Rutabaga
tops for food or feed.)

STORAGE AND DISPOSAL

STORAGE: Store in original bag/container in a safe place.


DISPOSAL: Do not reuse bag/container. Securely wrap partially filled or empty bag/container in newspaper and put in trash.

PRECAUTIONARY STATEMENTS

HAZARDS TO HUMANS & DOMESTIC ANIMALS

CAUTION: Harmful if absorbed through skin. Avoid contact with skin, eyes or clothing. Wash thoroughly with soap and water after handling.

[Reentry Icon]: People and pets may enter treated area after granules have been watered and treated area has dried.



6076

FIRST AID: In case of skin contact, wash skin with plenty of soap and water. **IF IN EYES:** flush eyes immediately with plenty of water. Call a physician if irritation persists. **Note to Physicians:** Emergency Information - call 1-800/225-2883. This product is an organophosphate insecticide. If symptoms of cholinesterase inhibition are present, atropine sulfate by injection is antidotal. 2-PAM is also antidotal and may be administered, but only in conjunction with atropine.

ENVIRONMENTAL HAZARDS: This pesticide is extremely toxic to birds, fish and other wildlife. Do not apply directly to water. Drift and runoff from treated areas may be hazardous to aquatic organisms in adjacent aquatic sites. Cover or incorporate spills. Do not contaminate water when disposing of equipment washwaters.

NOTICE: Buyer assumes all responsibility for safety and use not in accordance with directions.

☎ Medical Information call 1-800-454-2333
Product Information call 1-800-225-2883

[or]

☎ Questions, Comments or Medical Information?
Call 1-800-225-2883

ORTHO®, WHIRLYBIRD®, SOLARIS® Trademarks of Monsanto Company.
©Monsanto Company 1998
Dursban® Trademark of DowElanco

Manufactured for:
The SOLARIS Group of
Monsanto Company
P.O. BOX 5008
EPA Est 58996-MO-1
San Ramon CA 94583-0808
EPA Reg. No. 239-2570
Made in USA

