

228-515

5/12/2010

1 of 8



UNITED STATES ENVIRONMENTAL PROTECTION AGENCY
WASHINGTON, D.C. 20460

MAY 12 2010

OFFICE OF CHEMICAL SAFETY
AND POLLUTION PREVENTION


Ms. Mary Beth Endres
Registration Manager
Nufarm Americas Inc.
150 Harvester Drive, Suite 200
Burr Ridge, IL 60527

Dear Ms, Endres:

Subject: Razor Burn® Ready-To-Use
EPA Registration No. 228-515
Your Application and Letter Dated May 5, 2010,
Request to Amend Labeling by Notification, To
Revise Container Disposal Statements To Comply
with PR Notice 2007-4, and to Revise Warranty Statements

This Agency is in receipt of your Application for Pesticide Notification under Pesticide Registration Notice (PRN) 98-10 dated May 5, 2010 for the product Razor Burn® Ready-To-Use. The Registration Division (RD) has conducted a review of this request for its applicability under PRN 98-10 and finds that the action requested falls within the scope of PRN 98-10. The label submitted with the application has been stamped "Notification" and will be placed in our records.

If you have any question, please call me directly at 703-305-5697.

Sincerely yours,

James Tompkins
Product Manager (25)
Herbicide Branch
Registration Division (7505P)

2008

Please read instructions on reverse before completing form.

Form Approved. OMB No. 2070-0060. Approval expires 11-30-93

(A)	United States Environmental Protection Agency Office of Pesticide Programs (H7505C) Washington, DC 20460 Application for Pesticide:	<input type="checkbox"/> Registration <input type="checkbox"/> Amendment <input checked="" type="checkbox"/> Other	OPP Identifier Number Please Attach An Original Form
-----	---	--	--

Section I

1. Company/Product Number 228-515	2. EPA Product Manager James Tompkins	3. Proposed Classification <input checked="" type="checkbox"/> None <input type="checkbox"/> Restricted
4. Company/Product (Name) Razor Burn Ready-To-Use	PM# 25	
5. Name and Address of Applicant (Include ZIP Code) Nufarm Americas Inc. 150 Harvester Drive, Suite 200 Burr Ridge, IL 60527 <input type="checkbox"/> Check if this is a new address		6. Expedited Review. In accordance with FIFRA Section 3(c)(3)(b)(i), my product is similar or identical in composition and labeling to: EPA Reg. No. _____ Product Name _____

Section II

<input type="checkbox"/> Amendment - Explain Below	<input type="checkbox"/> Final printed labels in response to Agency letter dated _____
<input type="checkbox"/> Resubmission in response to Agency letter dated _____	<input type="checkbox"/> "Me Too" Application
<input checked="" type="checkbox"/> Notification - Explain below	<input type="checkbox"/> Other - explain below

Explanation: Use additional page(s) if necessary. (For Section I and Section II).

Notification of label change per PR Notice 2007-4 and PR Notice 1998-10. This notification is consistent with the guidance in PR Notice 2007-4 and PR Notice 1998-10 and the requirements of EPA's regulations at 40 CFR §§ 156.10, 156.140, 156.144, 156.146, 156.156 and 152.46. No other changes have been made to the labeling or the Confidential Statement of Formula for this product. I understand that it is a violation of 18 U.S.C. Sec. 1001 to willfully make any false statement to EPA. I further understand that if the amended label is not consistent with the requirements of PR Notice 1998-10 and 40 CFR §§ 156.10, 156.140, 156.144, 156.146, 156.156 and 152.46, this product may be in violation of FIFRA and I may be subject to enforcement action and penalties under sections 12 and 14 of FIFRA.

Section III

1. Material This Product Will Be Packaged In:			
<input checked="" type="checkbox"/> d-Resistant Packaging <input type="checkbox"/> Yes* <input type="checkbox"/> No <small>*Certification must be submitted.</small>	Unit Packaging <input type="checkbox"/> Yes <input checked="" type="checkbox"/> No If "Yes," Unit Package Wt. No. Per Container	Water Soluble Packaging <input type="checkbox"/> Yes <input checked="" type="checkbox"/> No If "Yes," Package Wt. No. Per Container	2. Type of Container <input type="checkbox"/> Metal <input checked="" type="checkbox"/> Plastic <input type="checkbox"/> Glass <input type="checkbox"/> Paper <input type="checkbox"/> Other (Specify) _____
3. Location of Net Contents Information <input checked="" type="checkbox"/> Label or <input checked="" type="checkbox"/> Container		4. Size(s) of Retail Container 1 qt; 1/2 to 220 gallons; bulk	5. Location of Label Directions <input checked="" type="checkbox"/> On Label or <input checked="" type="checkbox"/> On Labeling accompanying product
6. Manner In Which Label Is Affixed To Product <input checked="" type="checkbox"/> Lithograph <input checked="" type="checkbox"/> Other (<u>Self-Adhesive Integrated Label/Booklet</u>) <input checked="" type="checkbox"/> Paper Glued <input type="checkbox"/> Stenciled			

Section IV

1. Contact Point (Complete items directly below for identification of individual to be contacted, if necessary, to process this application.)		
Name Mary Beth Endres	Title Registration Manager	Telephone No. (Include Area Code) 630-455-2000
Certification I certify that the statements I have made on this form and all attachments thereto are true, accurate and complete. I acknowledge that any knowingly false or misleading statement may be punishable by fine or imprisonment or both under applicable law.		6. Date Application Received (Stamp)
2. Signature 	3. Title Registration Manager	
4. Typed Name Mary Beth Endres	5. Date 05-05-2010	



3048

Nufarm Americas Inc.
150 Harvester Drive, Suite 200
Burr Ridge, IL 60527
Telephone: (630) 455.2000 Facsimile: (630) 455.2001
www.us.nufarm.com

Overnight Courier

May 5, 2010

James Tompkins (Team 25)
Document Processing Desk (NOTIF)
Office of Pesticide Programs (7504P)
U.S. Environmental Protection Agency
Room S-4900, One Potomac Yard
2777 S. Crystal Drive
Arlington, VA 22202-4501

**Subject: Container Disposal Statements per PR Notice 2007-4
Updated Warranty Statement**

Product: Razor Burn Ready-To-Use, EPA Reg. No. 228-515

Dear Mr. Tompkins:

Enclosed please find one copy of labeling for the above referenced product. This label notification is sent in accordance with PR Notices 1998-10 and 2007-4. The following changes were made:

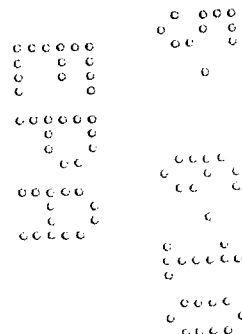
1. Container Disposal Statements per PR Notice 2007-4
2. Revise warranty statement

Should you have any questions please contact me at the address and telephone number above or by email listed below.

Sincerely,

Mary Beth Endres
Registration Manager
Nufarm Americas Inc.
Email: maryb.endres@us.nufarm.com

Enclosures



NAC Rev'd 4 of 8
05-12-10
E. Wilson

Razor Burn®

NOTIFICATION
MAY 12, 2010
~~APR 07 2010~~

Ready-To-Use

CONTROLS ALL WEEDS AND GRASSES INCLUDING: BARNYARDGRASS, BERMUDAGRASS, THISTLE, CHICKWEED, COMMON RAGWEED, DANDELION, FESCUES, JOHNSONGRASS, CLOVER, YELLOW NUTGRASS AND OTHER GRASSES, WEEDS, SEDGES AND BRUSH.

ACTIVE INGREDIENTS:

Glyphosate, isopropylamine salt..... 2.00%
Diquat dibromide..... 0.10%

OTHER INGREDIENTS:..... 97.90%
TOTAL:..... 100.00%

**KEEP OUT OF REACH OF CHILDREN
CAUTION / PRECAUCION**

Si usted no entiende la etiqueta, busque a alguien para que se la explique a usted en detalle.
(If you do not understand the label, find someone to explain it to you in detail.)

SEE INSIDE BOOKLET FOR FIRST AID AND ADDITIONAL PRECAUTIONARY STATEMENTS

For Chemical Spill, Leak, Fire, or Exposure, Call CHEMTREC (800) 424-9300.
For Medical Emergencies Only, Call (877) 325-1840.

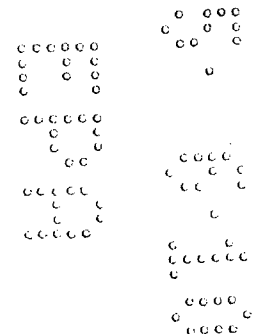
EPA REG. NO. 228-515
EPA EST. NO.

Manufactured For
NUFARM AMERICAS INC.
150 Harvester Drive
Burr Ridge, IL 60527



NET CONTENTS: _____ Gals. (____L)

000228-00515.20100505.EPA_N_PRN2007-4_Patent
NUP-05039



60098

DIRECTIONS FOR USE

It is a violation of Federal law to use this product in a manner inconsistent with its labeling.

KILLS WEEDS	[Illustration grassy broadleaf and woody weeds] ALL TYPES OF WEEDS & GRASSES
WHERE TO USE	<ul style="list-style-type: none"> • On patios, walkways, driveways, gravel, or mulch beds • Around flowers, shrubs and trees • Along fences and foundations • On wooded and vacant lots • Other areas in your yard (Plus other areas where weeds are invading your yard) • Edging around lawns

HOW TO APPLY

- Adjust nozzle to coarse spray (setting).
[Alternate Text For Foaming package]
 - Adjust nozzle to desired (spray) setting (position).
[optional text] FOAM (MARKER) marks weeds for up to (X) minutes, allowing you to easily see where you've sprayed.
[optional text] STREAM (SPRAY) (NO MARKER) (NO FOAM) provides coarse spray that does not foam.
- [Alternate Text For Pull 'N Spray I package]
 - Point wand at unwanted weeds or grasses and push button to begin spraying.
Twist nozzle at end of wand to adjust spray pattern. Pull 'T-handle' again as needed to continue spraying. **JUST PULL UP - NO NEED TO PUMP.**
- [Alternate Text For Pull 'N Spray II package]
 - Twist nozzle at end of sprayer to adjust spray pattern.
 - Point sprayer at unwanted weeds or grasses and press sprayer button to begin spraying. Hold down for continuous spray.
 - Pull ring at sprayer bottom again as needed for additional spraying.
- Spray the area (weeds or grasses you want to kill) until **THOROUGHLY WET** (or covered with foam).
- When spot treating weeds around desirable plants shield plants from drift with a sheet of cardboard or plastic. If desirable plant is accidentally sprayed, rinse off immediately with water.

OR

- When spot treating weeds in a flower (bed) or vegetable garden, shield desirable plants from drift with a sheet of cardboard or plastic. If desirable plant is accidentally sprayed, rinse off immediately with water.

IMPORTANT: Do not spray plants or grasses. Not recommended for spot weed control in lawns since this product kills lawn grasses.

Application Restrictions: Do not apply this product in a way that will contact any person or pet, either directly or through drift. Only the person applying this product may be in the area during application.

WHEN TO APPLY

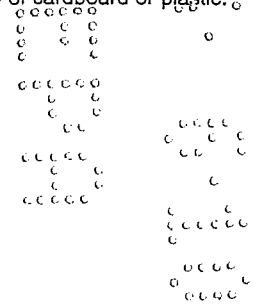
- Apply when weeds and grasses are actively growing.
- For best results, apply during warm, sunny weather (above 60°F) to accelerate systemic movement from foliage to roots.
- Apply (Spray) when air is calm to prevent drift to desirable plants.
- This product is rainproof in 2 hours after application.
[Alternate Text] (RAIN-PROOF:) This product is rainproof (30, 45, 60, or 90 minutes; 1 hour; less than 1 hour; less than 60 minutes; less than 30 minutes) after application.
- [Optional text] Apply when weeds are small and before seeds form. Weeds yellow and wilt within hours with complete kill in 1 to 2 weeks. Established weeds may require a repeat application.

WHEN TO REPLANT

- All ornamental flowers, trees and (&) shrubs may be planted 2 days after application.
- Lawn grasses may be planted **7 days** after application.

ADDITIONAL TIPS

- **TO KILL VINES**
 - If vines are growing up poles, fences, or tree trunks with mature bark, cut vines to a height of 3 to 4 feet and spray vine thoroughly.
 - If vines are climbing shrubs or tree trunks with green bark, cut vines at base and treat as directed for stumps or spray regrowth. If spraying regrowth, shield shrubs and green bark from spray drift with a sheet (piece) of cardboard or plastic.
- **KUDZU**
For best results, apply in mid to late summer when vines are mature and actively growing.



• **WILD BLACKBERRY**

Spray anytime plants are actively growing. Dead canes should be cut down and removed. Reapplication is often required to kill deep roots.

• **POISON IVY & POISON OAK**

Contact with these plants anytime of the year can cause an allergic reaction. Spray anytime plants are actively growing, but at least 4 weeks before the first killing frost in the fall. Reapply, if new growth appears. Handle dead plants with rubber gloves. Dispose of plants and rubber gloves in tightly sealed garbage bags.

[To be used for commercial product]

STORAGE AND DISPOSAL

Do not contaminate water, foodstuffs, feed or seed by storage or disposal.

PESTICIDE STORAGE: Keep container closed to prevent spills and contamination.

PESTICIDE DISPOSAL: Wastes resulting from the use of this product that cannot be used or chemically reprocessed should be disposed of in a landfill approved for pesticide disposal or in accordance with applicable Federal, state, or local procedures. Emptied container retains vapor and product residue. Observe all labeled safeguards until container is destroyed.

CONTAINER DISPOSAL:

Nonrefillable Containers 5 Gallons or Less:

Nonrefillable container. Do not reuse or refill this container. Offer for recycling if available. Triple rinse container (or equivalent) promptly after emptying. Triple rinse as follows: Empty the remaining contents into application equipment or a mix tank and drain for 10 seconds after the flow begins to drip. Fill the container 1/4 full with water and recap. Shake for 10 seconds. Pour rinsate into application equipment or a mix tank or store rinsate for later use or disposal. Drain for 10 seconds after the flow begins to drip. Repeat this procedure two more times. Then offer for recycling or reconditioning, or puncture and dispose of in a sanitary landfill, or by other procedures approved by State and local authorities. Plastic containers are also disposable by incineration, or, if allowed by State and local authorities, by burning. If burned stay out of smoke.

Nonrefillable containers larger than 5 gallons:

Nonrefillable container. Do not reuse or refill this container. Offer for recycling if available. If recycling or reconditioning is not available, puncture and dispose of in a sanitary landfill, or by other procedures approved by State and local authorities. Plastic containers are also disposable by incineration, or, if allowed by State and local authorities, by burning. If burned stay out of smoke. Triple rinse or pressure rinse container (or equivalent) promptly after emptying. Triple rinse as follows: Empty the remaining contents into application equipment or a mix tank. Fill the container 1/4 full with water. Replace and tighten closures. Tip container on its side and roll it back and forth, ensuring at least one complete revolution, for 30 seconds. Stand the container on its end and tip it back and forth several times. Turn the container over onto its other end and tip it back and forth several times. Empty the rinsate into application equipment or a mix tank or store rinsate for later use or disposal. Repeat this procedure two more times. Pressure rinse as follows: Empty the remaining contents into application equipment or a mix tank and continue to drain for 10 seconds after the flow begins to drip. Hold container upside down over application equipment or mix tank or collect rinsate for later use or disposal. Insert pressure rinsing nozzle in the side of the container, and rinse at about 40 psi for at least 30 seconds. Drain for 10 seconds after the flow begins to drip.

Refillable containers larger than 5 gallons:

Refillable container. Refill this container with pesticide only. Do not reuse this container for any other purpose. Cleaning the container before final disposal is the responsibility of the person disposing of the container. Cleaning before refilling is the responsibility of the refiller. To clean the container before final disposal, empty the remaining contents from this container into application equipment or a mix tank. Fill the container about 10% full with water. Agitate vigorously or recirculate water with the pump for two minutes. Pour or pump rinsate into application equipment or rinsate collection system. Repeat this rinsing procedure two more times.

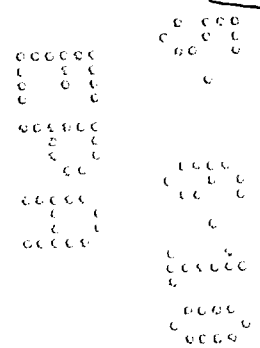
[To be used for residential product]

STORAGE AND DISPOSAL

Do not contaminate water, foodstuffs, feed or seed by storage or disposal.

PESTICIDE STORAGE: Keep container closed to prevent spills and contamination.

CONTAINER DISPOSAL: Nonrefillable container. Do not reuse or refill this container. **If empty:** Place in trash or offer for recycling if available. **If partly filled:** Call your local solid waste agency for disposal instructions. Never place unused product down any indoor (including toilet) or outdoor (including sewer) drain.



8048

WARRANTY DISCLAIMER

The directions for use of this product must be followed carefully. TO THE EXTENT CONSISTENT WITH APPLICABLE LAW, (1) THE GOODS DELIVERED TO YOU ARE FURNISHED "AS IS" BY MANUFACTURER OR SELLER AND (2) MANUFACTURER AND SELLER MAKE NO WARRANTIES, GUARANTEES, OR REPRESENTATIONS OF ANY KIND TO BUYER OR USER, EITHER EXPRESS OR IMPLIED, OR BY USAGE OF TRADE, STATUTORY OR OTHERWISE, WITH REGARD TO THE PRODUCT SOLD, INCLUDING, BUT NOT LIMITED TO MERCHANTABILITY, FITNESS FOR A PARTICULAR PURPOSE, USE, OR ELIGIBILITY OF THE PRODUCT FOR ANY PARTICULAR TRADE USAGE. UNINTENDED CONSEQUENCES, INCLUDING BUT NOT LIMITED TO INEFFECTIVENESS, MAY RESULT BECAUSE OF SUCH FACTORS AS THE PRESENCE OR ABSENCE OF OTHER MATERIALS USED IN COMBINATION WITH THE GOODS, OR THE MANNER OF USE OR APPLICATION, INCLUDING WEATHER, ALL OF WHICH ARE BEYOND THE CONTROL OF MANUFACTURER OR SELLER AND ASSUMED BY BUYER OR USER. THIS WRITING CONTAINS ALL OF THE REPRESENTATIONS AND AGREEMENTS BETWEEN BUYER, MANUFACTURER AND SELLER, AND NO PERSON OR AGENT OF MANUFACTURER OR SELLER HAS ANY AUTHORITY TO MAKE ANY REPRESENTATION OR WARRANTY OR AGREEMENT RELATING IN ANY WAY TO THESE GOODS.

LIMITATION OF LIABILITY

TO THE EXTENT CONSISTENT WITH APPLICABLE LAW, IN NO EVENT SHALL MANUFACTURER OR SELLER BE LIABLE FOR SPECIAL, INCIDENTAL, OR CONSEQUENTIAL DAMAGES, OR FOR DAMAGES IN THEIR NATURE OF PENALTIES RELATING TO THE GOODS SOLD, INCLUDING USE, APPLICATION, HANDLING, AND DISPOSAL. TO THE EXTENT CONSISTENT WITH APPLICABLE LAW, MANUFACTURER OR SELLER SHALL NOT BE LIABLE TO BUYER OR USER BY WAY OF INDEMNIFICATION TO BUYER OR TO CUSTOMERS OF BUYER, IF ANY, OR FOR ANY DAMAGES OR SUMS OF MONEY, CLAIMS OR DEMANDS WHATSOEVER, RESULTING FROM OR BY REASON OF, OR ARISING OUT OF THE MISUSE, OR FAILURE TO FOLLOW LABEL WARNINGS OR INSTRUCTIONS FOR USE, OF THE GOODS SOLD BY MANUFACTURER OR SELLER TO BUYER. ALL SUCH RISKS SHALL BE ASSUMED BY THE BUYER, USER, OR ITS CUSTOMERS. TO THE EXTENT CONSISTENT WITH APPLICABLE LAW, BUYER'S OR USER'S EXCLUSIVE REMEDY, AND MANUFACTURER'S OR SELLER'S TOTAL LIABILITY SHALL BE FOR DAMAGES NOT EXCEEDING THE COST OF THE PRODUCT.

If you do not agree with or do not accept any of the directions for use, the warranty disclaimers, or limitations on liability, do not use the product, and return it unopened to the Seller, and the purchase price will be refunded.

(RV050510N)

RazorBurn is a registered trademark of Nufarm Americas Inc.
This product is protected by U.S. Patent No. 7,008,904. No license granted under any non-U.S. Patent(s).

