



UNITED STATES ENVIRONMENTAL PROTECTION AGENCY
WASHINGTON, D.C. 20460

OFFICE OF CHEMICAL SAFETY
AND POLLUTION PREVENTION

Matthew Granahan
Nufarm, Inc.
150 Harvester Drive
Suite 200
Burr Ridge, IL 60527

MAR 5 2012

Subject: Label Amendment
Foresters' Non-Selective Herbicide
EPA Reg. No. 228-381
Application Dated: February 15, 2012

Dear Mr. Granahan,

The labeling referred to above, submitted in connection with registration under the Federal Insecticide, Fungicide, and Rodenticide Act (FIFRA), as amended, is acceptable.

A stamped copy of your label is enclosed for your records. This label supersedes all previously accepted labels. You must submit one (1) copy of the final printed label before you release the product for shipment. Products shipped after eighteen (18) months from the date of this letter or the next printing of the label, whichever occurs first, must bear the new revised label. If these conditions are not complied with, the registration will be subject to cancellation in accordance with FIFRA §6(e). Your release for shipment of the product constitutes acceptance of these conditions.

If you have any questions, please contact Emily Hartman of my staff at (703) 347-0189 or hartman.emily@epa.gov.

Sincerely,

Kable Bo Davis, Product Manager 25
Herbicide Branch
Registration Division
Office of Pesticide Programs

Group 9 Herbicide

FORESTERS'®

Non-Selective Herbicide

FOR USE IN FORESTRY (INCLUDING WEED CONTROL IN CHRISTMAS TREE PLANTATIONS), RIGHTS-OF-WAY AND HABITAT RESTORATION AREAS AND OTHER LISTED APPLICATIONS

ACTIVE INGREDIENT:

Glyphosate, N-(phosphonomethyl) glycine, in the form of its isopropylamine salt*	53.8%
OTHER INGREDIENTS:	46.2%
TOTAL:	100.0%

* Contains 648 grams per liter or 5.4 pounds per U.S. gallon of the active ingredient, glyphosate, in the form of its isopropylamine salt. Equivalent to 480 grams per liter or 4 pounds per U.S. gallon of the acid, glyphosate.

KEEP OUT OF REACH OF CHILDREN

CAUTION

SEE INSIDE BOOKLET FOR FIRST AID AND ADDITIONAL PRECAUTIONARY STATEMENTS

For Chemical Spill, Leak, Fire, or Exposure, Call CHEMTREC (800) 424-9300
For Medical Emergencies Only, Call (877) 325-1840

ACCEPTED

MAR 5 2012


Under the Federal Insecticide, Fungicide, and Rodenticide Act, as amended, for the pesticide registered under EPA Reg. No. 228-381

EPA REG. NO. 228-381
EPA EST. NO.

Manufactured For
NUFARM AMERICAS INC.
150 Harvester Drive
Burr Ridge, IL 60527



NET CONTENTS _____ GAL. (_____ Liters)
[Designation as "NONREFILLABLE" or "REFILLABLE" for containers > 5 GAL]



**PRECAUTIONARY STATEMENTS
HAZARDS TO HUMANS AND DOMESTIC ANIMALS
CAUTION**

Harmful if inhaled or swallowed. Avoid breathing spray mist. Avoid contact with eyes, skin or clothing. Wash thoroughly with soap and water after handling.

DOMESTIC ANIMALS: This product is considered to be relatively nontoxic to dogs and other domestic animals; however, ingestion of this product or large amounts of freshly sprayed vegetation may result in temporary gastrointestinal irritation (vomiting, diarrhea, colic, etc.). If such symptoms are observed, provide the animal with plenty of fluids to prevent dehydration. Call a veterinarian if symptoms persist for more than 24 hours.

FIRST AID	
IF INHALED	<ul style="list-style-type: none"> • Move person to fresh air. • If person is not breathing, call 911 or an ambulance, then give artificial respiration, preferably mouth-to-mouth, if possible. • Call a poison control center or doctor for further treatment advice.
IF SWALLOWED	<ul style="list-style-type: none"> • Call a poison control center or doctor immediately for treatment advice. • Have a person sip a glass of water if able to swallow. • Do not induce vomiting unless told to do so by a poison control center or doctor. • Do not give anything by mouth to an unconscious person.
HOT LINE NUMBER	
Have the product container or label with you when calling a poison control center or doctor, or going for treatment. You may also contact 1-877-325-1840 for emergency medical treatment information.	

PERSONAL PROTECTIVE EQUIPMENT (PPE):

Applicators and other handlers must wear long-sleeved shirt and long pants and shoes plus socks. Discard clothing and other absorbent materials that have been drenched or heavily contaminated with this product's concentrate. Do not reuse them. Follow manufacturer's instructions for cleaning/maintaining PPE. If no such instructions for washables, use detergent and hot water. Keep and wash PPE separately from other laundry.

Engineering Control Statements: When handlers use closed systems, enclosed cabs, or aircraft in a manner that meets the requirements listed in Worker Protection Standard (WPS) for agricultural pesticides [40 CFR 170.240 (d)], the handler PPE requirements may be reduced or modified as specified in the WPS.

USER SAFETY RECOMMENDATIONS
<p>Users Should:</p> <ul style="list-style-type: none"> • Wash hands before eating, drinking, chewing gum, using tobacco, or using the toilet. • Remove clothing immediately if pesticide gets inside. Then wash thoroughly and put on clean clothing.

ENVIRONMENTAL HAZARDS

For aquatic uses, do not contaminate water when disposing of equipment washwaters. Treatment of aquatic weeds can result in oxygen depletion or loss due to decomposition of dead plants. This oxygen loss can cause fish suffocation.

For terrestrial uses, do not apply directly to water, to areas where surface water is present or to intertidal areas below the mean high water mark.

In case of, SPILL OR LEAK, soak up and remove to a landfill. Do not contaminate water when disposing of equipment washwaters or rinsate.

PHYSICAL OR CHEMICAL HAZARDS

Spray solutions of this product should be mixed, stored and applied using only stainless steel, aluminum, fiberglass, plastic or plastic-lined steel containers.

DO NOT MIX, STORE OR APPLY THIS PRODUCT OR SPRAY SOLUTIONS OF THIS PRODUCT IN GALVANIZED STEEL OR UNLINED STEEL (EXCEPT STAINLESS STEEL) CONTAINERS OR SPRAY TANKS. This product or spray solutions of this product react with such containers and tanks to produce hydrogen gas which may form a highly combustible gas mixture. This gas mixture could flash or explode, causing serious personal injury, if ignited by open flame, spark, welder's torch, lit cigarette or other ignition source.

DIRECTIONS FOR USE

It is a violation of Federal law to use this product in any manner inconsistent with its labeling. Do not apply this product in a way that will contact workers or other persons, either directly or through drift. Only protected handlers may be in the area during application. For any requirements specific to your State or Tribe, consult the agency responsible for pesticide regulations.

4/20

AGRICULTURAL USE REQUIREMENTS

Use this product only in accordance with its labeling and with the Worker Protection Standard, 40 CFR Part 170. This Standard contains requirements for the protection of agricultural workers on farms, forests, nurseries, and greenhouses, and handlers of agricultural pesticides. It contains requirements for training decontamination, notification, and emergency assistance. It also contains specific instructions and exceptions pertaining to the statements on this label about personal protection equipment (PPE) and Restricted-Entry Interval. The requirements in this box only apply to uses of this product that are covered by the Worker Protection Standard.

Do not enter or allow worker entry into treated areas during the Restricted-Entry Interval (REI) of 12 hours.

PPE required for early entry to treated areas that is permitted under the Worker Protection Standard and that involves contact with anything that has been treated, such as plants, soil, or water, is: coveralls, shoes plus socks, and chemical-resistant gloves Category A (such as butyl rubber, natural rubber, neoprene rubber or nitrile rubber) > 14 mils.

NON-AGRICULTURAL USE REQUIREMENTS

The requirements in this box apply to uses of this product that are NOT within the scope of the Worker Protection Standard for agricultural pesticides (40 CFR Part 170). The WPS applies when this product is used to produce agricultural plants on farms, forests, nurseries or greenhouses. Keep people and pets off treated areas until spray solution has dried to prevent transfer of this product onto desirable vegetation.

PRODUCT INFORMATION

DO NOT APPLY THIS PRODUCT USING AERIAL SPRAY EQUIPMENT EXCEPT UNDER CONDITIONS AS SPECIFIED WITHIN THIS LABEL OR CURRENT SUPPLEMENTAL LABELING ISSUED BY MANUFACTURER.

This product, a water-soluble liquid, mixes readily with water and nonionic surfactant to be applied as a foliar spray after dilution and thorough mixing with water in accordance with label instructions.

Always use the higher rate of this product per acre within the specified range when vegetation is heavy or dense. When treating dense multi-canopied sites or woody vegetation or difficult-to-control herbaceous or woody plants.

This product moves through the plant from the point of foliage contact to and into the root system. Visible effects on most annual weeds occur within 2 to 4 days but on most perennial brush species may not occur for 7 days or more. Extremely cool or cloudy weather following treatment may slow the activity of this product and delay visual effects of control. Visible effects are a gradual wilting and yellowing of the plant which advances to complete browning of above-ground growth and deterioration of underground plant parts.

Unless otherwise directed on this label, delay application until vegetation has emerged and reached the stages described for control of such vegetation under the "WEEDS CONTROLLED" section of this label.

Unemerged plants arising from unattached underground rhizomes or root stocks of perennials or brush will not be affected by the spray and will continue to grow. For this reason best control of most perennial weeds or brush is obtained when treatment is made at late growth stages.

Reduced or unacceptable control may result if weeds or brush are treated under poor growing conditions such as drought stress, disease or insect damage. Reduced results may also occur when treating weeds or brush heavily covered with dust.

Reduced control may result when applications are made to any weed or brush species that have been mowed, grazed or cut, and have not been allowed to regrow to the specified stage for treatment.

Rainfall or irrigation occurring within 6 hours after application may reduce effectiveness. Heavy rainfall or irrigation within 2 hours after application may wash the product off the foliage and a repeat treatment may be required.

Mixing this product with herbicides or other materials not specified in this label may result in reduced performance. However, unless otherwise prohibited on this label or the label of an intended tank mix product may be applied in combination with any herbicide registered for the same site, timing, and method of application. Observe the most restrictive label statements of various tank mix products used. TO THE FULLEST EXTENT PERMITTED BY LAW, BUYER AND ALL USERS ARE RESPONSIBLE FOR ALL LOSS

OR DAMAGE IN CONNECTION WITH THE USE OR HANDLING OF MIXTURES OF THIS PRODUCT OR OTHER MATERIALS THAT ARE NOT EXPRESSLY SPECIFIED IN THIS LABEL.

For best results, spray coverage should be uniform and complete. Do not spray weed foliage to the point of runoff.

ATTENTION

AVOID CONTACT WITH FOLIAGE, GREEN STEMS, EXPOSED NON-WOODY ROOTS, OR FRUIT OF CROPS, DESIRABLE PLANTS AND TREES, SINCE SEVERE INJURY OR DESTRUCTION MAY RESULT. AVOID DRIFT. EXTREME CARE MUST BE USED WHEN APPLYING THIS PRODUCT TO PREVENT INJURY TO DESIRABLE PLANTS AND CROPS.

Do not allow the herbicide solution to mist, drip, drift or splash onto desirable vegetation since minute quantities of this product can cause severe damage or destruction to the crop, plants or other areas on which treatment was not intended. The likelihood of plant or crop injury occurring from the use of this product is greatest when winds are gusty or in excess of 5 miles per hour or when other conditions, including lesser wind velocities, will allow spray drift to occur. When spraying, avoid combinations of pressure and nozzle type that will result in splatter or fine particles (mist) which are likely to drift. AVOID APPLYING AT EXCESSIVE SPEED OR PRESSURE.

5/20

NOTE: Use of this product in any manner not consistent with this label may result in injury to persons, animals or crops, or other unintended consequences. When not in use, keep container closed to prevent spills and contamination.

TANK MIXTURES

Always predetermine the compatibility of labeled tank mixtures of this product with water carrier by mixing small proportional quantities in advance.

Mix labeled tank mixtures of this product with water as follows:

1. Place a 20 to 35 mesh screen or wetting basket over filling port.
2. Through the screen, fill the spray tank one-half full with water and start agitation.
3. If a wettable powder is used, make a slurry with the water carrier, and add it SLOWLY through the screen into the tank. Continue agitation.
4. If a flowable formulation is used, premix one part flowable with one part water. Add diluted mixture SLOWLY through the screen into the tank. Continue agitation.
5. If an emulsifiable concentrate formulation is used, premix one part emulsifiable concentrate with two parts water. Add diluted SLOWLY through the screen into the tank. Continue agitation.
6. Continue filling the spray tank with water and add the required amount of this product near the end of the filling process.
7. Where nonionic surfactant is recommended, add this to the spray tank before completing the filling process.
8. Add individual formulations to the spray tank as follows: wettable powder, flowable, emulsifiable concentrate, drift control additive, water soluble liquid followed by surfactant.

Maintain good agitation at all times until the contents of the tank are sprayed. If the spray mixture is allowed to settle, thorough agitation is required to resuspend the mixture before spraying is resumed. Keep by-pass line on or near bottom of tank to minimize foaming.

Screen size in nozzle or line strainers should be no finer than 50 mesh. Carefully select proper nozzle to avoid spraying a fine mist. For best results with conventional ground application equipment, use flat fan nozzles.

Clean sprayer and parts immediately after using this product by thoroughly flushing with water.

APPLICATION EQUIPMENT AND TECHNIQUES

This product may be applied with the following application equipment:

Aerial - Fixed Wing and Helicopter

Broadcast Spray

Controlled Droplet Applicator (CDA) - Hand-held or boom-mounted applicators which produce a spray consisting of a narrow range of droplet sizes.

Hand-Held and High-Volume Spray Equipment* - Knapsack and backpack sprayers, pump-up pressure sprayers, handguns, handwands, lances and other hand-held and motorized spray equipment used to direct the spray onto weed foliage.

*This product is not registered in California or Arizona for use in mistblowers.

Selective Equipment - Recirculating sprayers and wiper applicators. See the appropriate part of this section for specific instructions and rates of application.

AERIAL EQUIPMENT

Use the specified rates of this herbicide in 3 to 40 gallons of water per acre unless otherwise specified in this label. See the "WEEDS CONTROLLED" section of this label for specific use rates. Unless otherwise specified, do not exceed 1.5 pints per acre.

AVOID DRIFT - DO NOT APPLY DURING LOW-LEVEL INVERSION CONDITIONS, WHEN WINDS ARE GUSTY OR UNDER ANY OTHER CONDITION WHICH FAVORS DRIFT. DRIFT MAY CAUSE DAMAGE TO ANY VEGETATION CONTACTED TO WHICH TREATMENT IS NOT INTENDED. TO PREVENT INJURY TO ADJACENT DESIRABLE VEGETATION, APPROPRIATE BUFFER ZONES MUST BE MAINTAINED.

Coarse sprays are less likely to drift; therefore, do not use nozzles or nozzle configurations which dispense spray as fine spray droplets. Do not angle nozzles forward into the airstream and do not increase spray volume by increasing nozzle pressure above the manufacturer's instructions.

Drift control additives may be used. When a drift control additive is used, read and carefully observe the precautionary statements and all other information appearing on the additive label.

Ensure uniform application - To avoid streaked, uneven or overlapped application, use appropriate marking devices.

Thoroughly wash aircraft, especially landing gear, after each day of spraying to remove residues of this product accumulated during spraying or from spills. PROLONGED EXPOSURE OF THIS PRODUCT TO UNCOATED STEEL SURFACES MAY RESULT IN CORROSION AND POSSIBLE FAILURE OF THE PART. LANDING GEAR ARE MOST SUSCEPTIBLE. The maintenance of an organic coating (paint), which meets aerospace specification MIL-C-38413, may be used to prevent corrosion.

This product plus Spyder®, Diablo® or 2,4-D tank mixtures may not be applied by air in California.

SPRAY DRIFT MANAGEMENT

Avoiding spray drift at the application site is the responsibility of the applicator. The interaction of many equipment-and-weather-related factors determine the potential for spray drift. The applicator and the grower are responsible for considering all these factors when making decisions. The following drift management requirements must be followed to avoid off-target drift movement from aerial applications to agricultural field crops. These requirements do not apply to forestry applications, public health uses or to applications using dry formulations.

1. The distance of the outer most nozzles on the boom must not exceed 3/4 the length of the wingspan or rotor.
2. Nozzles must always point backward parallel with the air stream and never be pointed downwards more than 45 degrees. Where states have more stringent regulations, they should be observed.

Importance of Droplet Size

The most effective way to reduce drift potential is to apply large droplets. The best drift management strategy is to apply the largest droplets that provide sufficient coverage and control. Applying larger droplets reduces drift potential, but will not prevent drift if applications are made improperly, or under unfavorable environmental conditions (see Wind, Temperature and Humidity, and Temperature Inversion section of this label).

Controlling Droplet Size

- **Volume:** Use high flow rate nozzles to apply the highest practical spray volume. Nozzles with higher rated flows produce larger droplets.
- **Pressure:** Use the lower spray pressures recommended for the nozzle. Higher pressure reduces droplet size and does not improve canopy protection. When higher flow rates are needed, use higher flow rate nozzles instead of increasing pressure.
- **Number of Nozzles:** Use the minimum number of nozzles that provide uniform coverage.
- **Nozzle Orientation:** Orienting nozzles so that the spray is released backwards, parallel to the airstream will produce larger droplets than other orientations. Significant deflection from the horizontal will reduce droplet size and increase drift potential.
- **Nozzle Type:** Use a nozzle type that is designed for the intended application. With most nozzle types, narrower spray angles produce larger droplets. Consider using low-drift nozzles. Solid stream nozzles oriented straight back produce larger droplets than other nozzle types.
- **Boom Length:** For some use patterns, reducing the effective boom length to less than 3/4 of the wingspan or rotor length may further reduce drift without reducing swath width.
- **Application:** Applications should not be made at a height greater than 10 feet above the top of the largest plants unless a greater height is required for aircraft safety. Making applications at the lowest height that is safe reduces exposure of droplets to evaporation and wind.

Swath Adjustment

When applications are made with a cross-wind, the swath will be displaced downwind. Therefore, on the up and downwind edges of the field, the applicator must compensate for this displacement by adjusting the path of the aircraft upwind. Swath adjustment distance should increase, with increasing drift potential (higher wind, smaller drops, etc.).

Wind

Drift potential is lowest between wind speeds of 2 to 10 miles per hour. However, many factors, including droplet size and equipment type determine drift potential at any given speed. Application should be avoided below 2 miles per hour due to variable wind direction and high inversion potential. Note: Local terrain can influence wind patterns. Every applicator should be familiar with local wind patterns and how they affect drift.

Temperature And Humidity


When making applications in low relative humidity, set up equipment to produce larger droplets to compensate for evaporation. Droplet evaporation is most severe when conditions are both hot and dry.

Temperature Inversions

Applications should not occur during a temperature inversion, because drift potential is high. Temperature inversions restrict vertical air mixing, which causes small suspended droplets to remain in a concentrated cloud. This cloud can move in unpredictable directions due to the light variable winds common during inversions. Temperature inversions are characterized by increasing temperatures with altitude and are common on nights with limited cloud cover and light to no wind. They begin to form as the sun sets and often continue into the morning. Their presence can be indicated by ground fog; however, if fog is not present, inversions can also be identified by the movement of smoke from a ground source or an aircraft smoke generator. Smoke that layers and moves laterally in a connected cloud (under low wind conditions) indicates an inversion, while smoke that moves upwards and rapidly dissipates indicates good vertical air mixing.

Sensitive Areas

The pesticide should only be applied when the potential for drift to adjacent sensitive areas (e.g., residential areas, bodies of water, known habitat for threatened or endangered species, non-target crops) is minimal (e.g. when wind is blowing away from the sensitive areas).



BOOM EQUIPMENT

For control of weed or brush species listed in this label using conventional boom equipment - Use the specified rates of this product and surfactant in 3 to 30 gallons of water per acre as a broadcast spray, unless otherwise specified. See the "WEEDS CONTROLLED" section of this label for specific rates. As density of vegetation increases, spray volume should be increased within the specified range to ensure complete coverage. Carefully select correct nozzle to avoid spraying a fine mist. For best results with ground application equipment, use flat fan nozzles. Check for even distribution of spray droplets.

HAND-HELD AND HIGH-VOLUME EQUIPMENT

Use Coarse Sprays Only

For control of weeds listed in this label using knapsack sprayers or high-volume spraying equipment utilizing handguns or other suitable nozzle arrangements - Prepare a 0.75 to 2 percent solution of this product in water, add a nonionic surfactant and apply to foliage of vegetation to be controlled. For specific rates of application and instructions for control of various annual and perennial weeds, see the "WEEDS CONTROLLED" section in this label.

Applications should be made on a spray-to-wet basis. Spray coverage should be uniform and complete. Do not spray to point of runoff.

This product may be used as a 5 to 8 percent solution plus 0.5 to 1 fluid ounce non-ionic surfactant per gallon spray solution for low-volume directed sprays for spot treatment of trees and brush. It is most effective in areas where there is a low density of undesirable trees or brush. If a straight stream nozzle is used, start the application at the top of the targeted vegetation and spray from top to bottom in a lateral zig-zag motion. Ensure that at least 50 percent of the leaves are contacted by the spray solution. For flat fan and cone nozzles and with hand-directed mist blowers, mist the application over the foliage of the targeted vegetation.

For use in knapsack sprayers, it is suggested that the specified amount of this product be mixed with water in a large container. Fill sprayer with the mixed solution and add the correct amount of surfactant.

Prepare the desired volume of spray solution by mixing the amount of this product in water as shown in the following table:

SPRAY SOLUTION

DESIRED VOLUME	AMOUNT OF FORESTERS' NON-SELECTIVE HERBICIDE					
	0.75%	1%	1.25%	1.5%	5%	8%
1 Gallon	1 fl. oz.	1.33 fl. oz.	1.66 fl. oz.	2 fl. oz.	6 fl. oz.	10.25 fl. oz.
25 Gallon	1.5 pts.	1 qt.	1.25 qts.	1.5 qts.	5 qts.	2 gals.
100 Gallon	3 qts.	1 gal.	1.25 gals.	1.5 gals.	5 gals.	8 gals.

2 Tablespoons = 1 fluid ounce

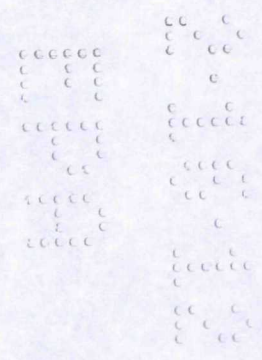
SELECTIVE EQUIPMENT

This product may be applied through a shielded applicator, or a wiper applicator after dilution and thorough mixing with water to listed weeds growing in any non-crop site specified on this label.

- A shielded applicator directs the herbicide solution onto weeds, while shielding desirable vegetation from the herbicide.
- A wiper applicator applies the herbicide solution onto weeds by rubbing the weed with an absorbent material containing the herbicide solution.

AVOID CONTACT WITH DESIRABLE VEGETATION.

This section summarizes the general weed control spectrum and rates of application for this herbicide. Additional information specific to individual use patterns is detailed in following sections.



WEEDS CONTROLLED

ANNUAL WEEDS

Apply to actively growing annual grasses and broadleaf weeds. Allow at least 7 days after application before disturbing treated vegetation. After this period the weeds may be mowed, tilled or burned. See "DIRECTIONS FOR USE", "PRODUCT INFORMATION" and "MIXING AND APPLICATION INSTRUCTIONS" for labeled uses and specific application instructions.

Broadcast Application

Use 1.5 pints of this product per acre, plus 2 or more quarts of a nonionic surfactant per 100 gallons of spray solution, if weeds are less than 6 inches tall. If weeds are greater than 6 inches tall, use 2.5 pints of this product per acre plus 2 or more quarts of a nonionic surfactant per 100 gallons of spray solution.

Hand-Held, High-Volume Application

Use a 0.75 percent solution of this product in water plus 2 or more quarts of a nonionic surfactant per 100 gallons of spray solution and apply to foliage or vegetation to be controlled.

When applied as directed under the conditions described in this label, this product plus nonionic surfactant will control the following annual weeds:

Balsamapple** <i>Momordica charantia</i>	Falseflax, smallseed <i>Camelina microcarpa</i>	Mustard, tumble <i>Sisymbrium altissimum</i>	Shepherd's-purse <i>Capsella bursa-pastoris</i>
Barley <i>Hordeum vulgare</i>	Fiddleneck* <i>Amsinckia</i> spp.	Mustard, wild <i>Sinapis arvensis</i>	Signalgrass, broadleaf <i>Brachiaria platyphylla</i>
Barnyardgrass <i>Echinochloa crus-galli</i>	Flaxleaf fleabane* <i>Conyza bonariensis</i>	Oats, wild <i>Avena fatua</i>	Smartweed, Pennsylvania <i>Polygonum pennsylvanicum</i>
Bassia, fivehook* <i>Bassia hyssopifolia</i>	Fleabane* <i>Erigeron</i> spp.	Panicum* <i>Panicum</i> spp.	Sowthistle, annual* <i>Sonchus oleraceus</i>
Bluegrass, annual <i>Poa annua</i>	Foxtail <i>Setaria</i> spp.	Pennycress, field <i>Thlaspi arvense</i>	Spanishneedles <i>Bidens bipinnata</i>
Bluegrass, bulbous <i>Poa bulbosa</i>	Foxtail, Carolina <i>Alopecurus carolinianus</i>	Pigweed, redroot <i>Amaranthus retroflexus</i>	Spurry, umbrella <i>Holosteum umbellatum</i>
Brome* <i>Bromus</i> spp.	Groundsel, common <i>Senecio vulgaris</i>	Pigweed, smooth <i>Amaranthus hybridus</i>	Stinkgrass <i>Eragrostis cilianensis</i>
Buttercup <i>Ranunculus</i> spp.	Horseweed/Marestail <i>Conyza canadensis</i>	Ragweed, common* <i>Ambrosia artemisiifolia</i>	Sunflower* <i>Helianthus annuus</i>
Cheat <i>Bromus secalinus</i>	Kochia* <i>Kochia scoparia</i>	Ragweed, giant* <i>Ambrosia trifida</i>	Thistle, Russian <i>Salsola kali</i>
Cheerweed, mouseear <i>Cerastium vulgatum</i>	Lambsquarters, common <i>Chenopodium album</i>	Rocket, London <i>Sisymbrium irio</i>	Velvetleaf* <i>Abutilon theophrasti</i>
Cocklebur <i>Xanthium strumarium</i>	Lettuce, prickly* <i>Lactuca serriola</i>	Rye <i>Secale cereale</i>	Wheat <i>Triticum aestivum</i>
Corn, volunteer <i>Zea mays</i>	Morningglory <i>Ipomoea</i> spp.	Ryegrass, Italian* <i>Lolium multiflorum</i>	Witchgrass <i>Panicum capillare</i>
Crabgrass <i>Digitaria</i> spp.	Mustard, blue <i>Chorispora tenella</i>	Sandbur, field <i>Cenchrus</i> spp.	
False dandelion <i>Krigia cespitosa</i>	Mustard, tansy <i>Descurainia pinnata</i>	Shattercane <i>Sorghum bicolor</i>	

*Apply 3 pints of this product per acre.

**Apply with hand-held equipment only.

Annual weeds will generally continue to germinate from seed throughout the growing season. Repeat treatments will be necessary to control later germinating weeds.

PERENNIAL WEEDS

Apply this product as follows to control most vigorously growing perennial weeds. Unless otherwise directed, allow at least 7 days after application before disturbing vegetation.

See individual control instructions for specific weeds following the table. For other perennials listed on this label, apply 4-1/2 to 7-1/2 pints of product per acre as a broadcast spray or as a 3/4 to 1-1/2 percent solution with hand-held equipment. Apply when target plants are actively growing and most have reached early head or early bud stage of growth.

Add 2 or more quarts of a nonionic surfactant per 100 gallons of spray solution to the rates of this product given in this list. See the "PRODUCT INFORMATION," "DIRECTIONS FOR USE" and "MIXING AND APPLICATION INSTRUCTIONS" sections in this label for specific uses and application instructions.

NOTE: If weeds have been mowed or tilled, do not treat until regrowth has reached the specified stages. Fall treatments must be applied before a killing frost. Repeat treatments may be necessary to control weeds regenerating from underground parts or seed.

When applied as specified under the conditions described, this product plus surfactant WILL CONTROL the following PERENNIAL WEEDS:

Alfalfa <i>Medicago sativa</i>	Cogongrass <i>Imperata cylindrica</i>	Johnsongrass <i>Sorghum halepense</i>	Phragmites** <i>Phragmites</i> spp.
Alligatorweed* <i>Alternanthera philoxeroides</i>	Cordgrass <i>Spartina</i> spp.	Kikuyugrass <i>Pennisetum clandestinum</i>	Quackgrass <i>Agropyron repens</i>
Anise/Fennel <i>Foeniculum culgare</i>	Cutgrass, giant* <i>Zizaniopsis miliacea</i>	Knapweed <i>Centaurea repens</i>	Reed, giant <i>Arundo donax</i>
Artichoke, Jerusalem <i>Helianthus tuberosus</i>	Dallisgrass <i>Paspalum dilatatum</i>	Lantana <i>Lantana camara</i>	Ryegrass, perennial <i>Lolium perenne</i>
Bahiagrass <i>Paspalum notatum</i>	Dandelion <i>Taraxacum officinale</i>	Lespedeza: common, serices <i>Lespedeza striata</i>	Smartweed, swamp <i>Polygonum coccineum</i>
Bermudagrass <i>Cynodon dactylon</i>	Dock, curly <i>Rumex crispus</i>	<i>Lespedeza cuneata</i>	Starthistle, yellow <i>Centaurea solstitialis</i>
Bindweed, field <i>Convolvulus arvensis</i>	Dogbane, hemp <i>Apocynum cannabinum</i>	Milkweed Asclepias spp.	Sweet potato, wild* <i>Ipomoea pandurata</i>
Bluegrass, Kentucky <i>Poa pratensis</i>	Fescue <i>Festuca</i> spp.	Muhly, wirestem <i>Muhlenbergia frondosa</i>	Thistle, artichoke <i>Cynara cardunculus</i>
Blueweed, Texas <i>Helianthus ciliaris</i>	Fescue, tall <i>Festuca arundinacea</i>	Mullein, common <i>Verbascum thapsus</i>	Thistle, Canada <i>Cirsium arvense</i>
Brackenfern <i>Pteridium</i> spp.	Guineagrass <i>Panicum maximum</i>	Napiergrass <i>Pennisetum purpureum</i>	Timothy <i>Phleum pratense</i>
Bromegrass, smooth <i>Bromus inermis</i>	Hemlock, poison <i>Conium maculatum</i>	Nightshade, silverleaf <i>Solanum elaeagnifolium</i>	Torpedograss* <i>Panicum repens</i>
Canarygrass, reed <i>Phalaris arundinacea</i>	Horsenettle <i>Solanum carolinense</i>	Nutsedge: purple, yellow <i>Cyperus rotundus</i>	Vaseygrass <i>Paspalum urvillei</i>
Cattail <i>Typha</i> spp.	Horseradish <i>Armoracia rusticana</i>	<i>Cyperus esculentus</i>	Velvetgrass <i>Holcus</i> spp.
Clover, red <i>Trifolium pratense</i>	Ice Plant <i>Mesembryanthemum crystallinum</i>	Orchardgrass <i>Dactylis glomerata</i>	Wheatgrass, western <i>Agropyron</i>
Clover, white <i>Trifolium repens</i>		Pampasgrass <i>Cortaderia jubata</i>	
		Paragrass <i>Brachiaria mutica</i>	

*Partial control.

**Partial control in southeastern states. See specific rates below.

Alligatorweed - Apply 6 pints of this product per acre as a broadcast spray or as a 1-1/4 percent solution with hand-held equipment to provide partial control of alligatorweed. Apply when most of the target plants are in bloom. Repeat applications will be required to maintain such control.

Bermudagrass - Apply 7-1/2 pints of this product per acre as a broadcast spray or as a 1-1/2 percent solution with hand-held equipment. Apply when target plants are actively growing and when seedheads appear.

Bindweed, field/Silverleaf Nightshade/Texas Blueweed - Apply 6 to 7-1/2 pints of this product per acre as a broadcast spray west of the Mississippi River and 4-1/2 to 6 pints of this product per acre east of the Mississippi River. With hand-held equipment, use a 1-1/2 percent solution. Apply when target plants are actively growing and are at or beyond full bloom. For silverleaf nightshade, best results can be obtained when application is made after berries are formed. Do not treat when weeds are under drought stress. New leaf development indicates active growth. For best results apply in late summer or fall.

Brackenfern - Apply 4-1/2 to 6 pints of this product per acre as a broadcast spray or as a 3/4 to 1 percent solution with hand-held equipment. Apply to fully expanded fronds which are at least 18 inches long.

Cattail - Apply 4-1/2 to 6 pints of this product per acre as a broadcast spray or as a 3/4 percent solution with hand-held equipment. Apply when target plants are actively growing and are at or beyond the early-to-full bloom stage of growth. Best results are achieved when application is made during the summer or fall months.

Cogongrass - Apply 4-1/2 to 7-1/2 pints of this product per acre as a broadcast spray. Apply when cogongrass is at least 18 inches tall and actively growing in late summer or fall. Allow 7 or more days after application before tillage or mowing. Due to uneven stages of growth and the dense nature of vegetation preventing good spray coverage, repeat treatments may be necessary to maintain control.

Dogbane, hemp/Knapweed/Horseradish - Apply 6 pints of this product per acre as a broadcast spray or as a 1-1/2 percent solution with hand-held equipment. Apply when target plants are actively growing and most have reached the late bud-to-flower stage of growth. For best results, apply in late summer or fall.

Fescue, tall - Apply 4-1/2 pints of this product per acre as a broadcast spray or as a 1 percent solution with hand-held equipment. Apply when target plants are actively growing and most have reached the boot-to-head stage of growth. When applied prior to the boot stage, less desirable control may be obtained.

Guineagrass - Apply 4-1/2 pints of this product per acre as a broadcast spray or as a 3/4 percent solution with hand-held equipment. Apply when target plants are actively growing and when most have reached at least the 7-leaf stage of growth.

Johnsongrass/Bluegrass, Kentucky/Bromegrass, smooth/Canarygrass, reed/Orchardgrass/Ryegrass, perennial/Timothy/Wheatgrass, western - Apply 3 to 4-1/2 pints of this product per acre as a broadcast spray or as a 3/4 percent solution with hand-held equipment. Apply when target plants are actively growing and most have reached the boot-to-head stage of growth. When applied prior to the boot stage, less desirable control may be obtained. In the fall, apply before plants have turned brown.

Lantana - Apply this product as a 3/4 to 1 percent solution with hand-held equipment. Apply to actively growing Lantana at or beyond the bloom stage of growth. Use the higher application rate for plants that have reached the woody stage of growth.

Milkweed, common - Apply 4-1/2 pints of this product per acre as a broadcast spray or as a 1-1/2 percent solution with hand-held equipment. Apply when target plants are actively growing and most have reached the late bud-to-flower stage of growth.

Nutsedge: purple, yellow - Apply 4-1/2 pints of this product per acre as a broadcast spray, or as a 3/4 percent solution with hand-held equipment to control existing nutsedge plants and immature nutlets attached to treated plants. Apply when target plants are in flower or when new nutlets can be found at rhizome tips. Nutlets which have not germinated will not be controlled and may germinate following treatment. Repeat treatments will be required for long-term control.

Pampasgrass - Apply a 1-1/2 percent solution of this product with hand-held equipment when plants are actively growing.

Phragmites - For partial control of phragmites in Florida and the counties of other states bordering the Gulf of Mexico, apply 7-1/2 pints per acre as a broadcast spray or apply a 1-1/2 percent solution with hand-held equipment. In other areas of the U.S., apply 4 to 6 pints per acre as a broadcast spray or apply a 3/4 percent solution with hand-held equipment for partial control. For best results, treat during late summer or fall months when plants are actively growing and in full bloom. Due to the dense nature of the vegetation, which may prevent good spray coverage and uneven stages of growth, repeat treatments may be necessary to maintain control.

Visual control symptoms will be slow to develop.

Quackgrass/Kikuyugrass/Muhly, wirestem - Apply 3 to 4-1/2 pints of this product per acre as a broadcast spray or as a 3/4 percent solution with hand-held equipment when most quackgrass or wirestem muhly is at least 8 inches in height (3 to 4-leaf stage of growth) and actively growing. Allow 3 or more days after application before tillage.

Reed, giant/ice plant - For control of giant reed and ice plant, apply a 1-1/2 percent solution of this product with hand-held equipment when plants are actively growing. For giant reed, best results are obtained when applications are made in late summer to fall.

Sweet potato, wild - Apply this product as a 1-1/2 percent solution using hand-held equipment. Apply to actively growing weeds that are at or beyond the bloom stage of growth. Repeat applications will be required. Allow the plant to reach the specified stage of growth before retreatment.

Thistle: Canada, artichoke - Apply 3 to 4-1/2 pints of this product per acre as a broadcast spray or as a 1-1/2 percent solution with hand-held equipment for Canada thistle. To control artichoke thistle, apply a 2 percent solution as a spray to wet application. Apply when target plants are actively growing and are at or beyond the bud stage of growth.

Torpedograss - Apply 6 to 7-1/2 pints of this product per acre as a broadcast spray or as a 3/4 to 1-1/2 percent solution with hand-held equipment to provide partial control of torpedograss. Use the lower rates under terrestrial conditions, and the higher rates under partially submerged or a floating mat condition. Repeat treatments will be required to maintain such control.

WOODY BRUSH AND TREES

See individual control instructions for specific woody brush and trees to be controlled in the following table. For partial control of other woody brush and trees listed in the table, apply 3 to 7.5 pints of this product per acre as a broadcast spray or as a 0.75 to 10 percent solution with hand-held equipment.

Apply the specified rate of this product plus 2 or more quarts of a nonionic surfactant per 100 gallons of spray solution when plants are actively growing and, unless otherwise directed, after full-leaf expansion. Use the higher rate for larger plants and/or dense areas of growth. On vines, use the higher rate for plants that have reached the woody stage of growth. Best results are obtained when application is made in late Summer or Fall after fruit formation.

Applied as a 5 to 8 percent solution as a directed application as described in the "HAND-HELD AND HIGH-VOLUME EQUIPMENT" section, this product will control or partially control all species listed in this section of the label. Use the higher rate of application for dense stands and larger woody brush and trees.

In arid areas, best results are obtained when application is made in the Spring or early Summer when brush species are at high moisture content and are flowering. Ensure thorough coverage when using hand-held equipment. Symptoms may not appear prior to frost or senescence with Fall treatment.

Allow 7 or more days after application before mowing or removal. Repeat treatments may be necessary to control plants regenerating from underground parts or seed. Some autumn colors on undesirable deciduous species are acceptable provided no major leaf drop has occurred. Reduced performance may result if Fall treatments are made following a frost.

11/20

Application Rates¹

METHOD OF APPLICATION	APPLICATION RATE	SPRAY VOLUME (Gallons/Acre)
Broadcast Aerial Ground	1.5 to 7.5 quarts per acre 1.5 to 7.5 quarts per acre	5 to 30 10 to 60
Spray-to-Wet Handgun, Backpack, Mistblower	0.75% to 2% by volume	Spray-to-Wet
Low Volume Directed Spray² Handgun, Backpack, Mistblower	5% to 10% by volume	Partial coverage

Where repeat applications are necessary do not exceed 8.0 quarts per acre per year.
For low volume directed spray applications, coverage should be uniform with at least 50 percent of the foliage contacted. For best results, coverage of the top one-half of the plant is important.

When applied as specified under the conditions described, this product plus surfactant CONTROLS or PARTIALLY CONTROLS the following woody brush plants and trees:

- | | | | |
|--|--|--|---|
| Alder
<i>Alnus</i> spp. | Dewberry
<i>Rubus trivialis</i> | Oak: | Salmonberry
<i>Rubus spectabilis</i> |
| Ash*
<i>Fraxinus</i> spp. | Dogwood
<i>Cornus</i> spp. | Black*
<i>Quercus velutina</i> | Salt cedar*
<i>Tamarix</i> spp. |
| Aspen, quaking
<i>Populus tremuloides</i> | Elderberry
<i>Sambucus</i> spp. | Northern pin
<i>Quercus palustris</i> | Saltbush, Sea myrtle
<i>Baccharis halimifolia</i> |
| Bearclover, Bearmat
<i>Chamaebatia foliolosa</i> | Elm*
<i>Ulmus</i> spp. | Post
<i>Quercus stellata</i> | Sassafras
<i>Sassafras albidum</i> |
| Birch
<i>Betula</i> spp. | Eucalyptus, bluegum
<i>Eucalyptus globulus</i> | Red
<i>Quercus rubra</i> | Sourwood*
<i>Oxendrum arboreum</i> |
| Blackberry
<i>Rubus</i> spp. | Hasardia*
<i>Haplopappus squamosus</i> | Southern red
<i>Quercus falcata</i> | Sumac: |
| Broom: | Hawthorn
<i>Crataegus</i> spp. | White*
<i>Quercus alba</i> | Poison*
<i>Rhus vernix</i> |
| French
<i>Cytisus monspessulanus</i> | Hazel
<i>Corylus</i> spp. | Water Oak
<i>Quercus nigra</i> | Smooth*
<i>Rhus glabra</i> |
| Scotch
<i>Cytisus scoparius</i> | Hickory
<i>Carya</i> spp. | Persimmon*
<i>Diospyros</i> spp. | Winged*
<i>Rhus copallina</i> |
| Buckwheat, California*
<i>Eriogonum fasciculatum</i> | Holly, Florida; Brazilian | Poison Ivy
<i>Rhus radicans</i> | Sweet gum
<i>Liquidambar styraciflua</i> |
| Cascara*
<i>Rhamnus purshiana</i> | Peppertree
<i>Schinus terebinthifolius</i> | Poison Oak
<i>Rhus toxicodendron</i> | Swordfern*
<i>Polystichum munitum</i> |
| Catsclaw*
<i>Acacia greggi</i> | Honeysuckle
<i>Lonicera</i> spp. | Poplar, yellow*
<i>Liriodendron tulipifera</i> | Tallowtree, Chinese
<i>Sapium sebiferum</i> |
| Ceanothus
<i>Ceanothus</i> spp. | Hornbeam, American
<i>Carpinus caroliniana</i> | Prunus
<i>Prunus</i> spp. | Thimbleberry
<i>Rubus parviflorus</i> |
| Chamise
<i>Adenostoma fasciculatum</i> | Locust, black*
<i>Robinia pseudoacacia</i> | Raspberry
<i>Rubus</i> spp. | Tobacco, tree*
<i>Nicotiana glauca</i> |
| Cherry: | Manzanita
<i>Arctostaphylos</i> spp. | Redbud, eastern
<i>Cercis canadensis</i> | Trumpet creeper
<i>Campsis radicans</i> |
| Bitter
<i>Prunus emarginata</i> | Maple: | Rose, multiflora
<i>Rosa multiflora</i> | Waxmyrtle, southern*
<i>Myrica cerifera</i> |
| Black
<i>Prunus serotina</i> | Red**
<i>Acer rubrum</i> | Russian-olive
<i>Elaeagnus angustifolia</i> | Willow
<i>Salix</i> spp. |
| Pin
<i>Prunus pensylvanica</i> | Sugar
<i>Acer saccharum</i> | Sage: black, white
<i>Salvia</i> spp. | |
| Coyote brush
<i>Baccharis consanguinea</i> | Vine*
<i>Acer circinatum</i> | Sagebrush, California
<i>Artemisia californica</i> | |
| Creepers, Virginia*
<i>Parthenocissus quinquefolia</i> | Monkey Flower*
<i>Mimulus guttatus</i> | | |

*Partial control

**See below for control or partial control instruction.

Apply the product as follows to control or partially control the following woody brush and trees.

Alder/Blackberry/Dewberry/Honeysuckle/Oak, Post/Raspberry - For control, apply 4-1/2 to 6 pints per acre as a broadcast spray or as a 3/4 to 1-1/4 percent solution with hand-held equipment.

Aspen, Quaking/Hawthorn/Trumpet creeper - For control, apply 3 to 4-1/4 pints of this product per acre as a broadcast spray or as a 3/4 to 1-1/4 percent solution with hand-held equipment.

Birch/Elderberry/Hazel/Salmonberry/Thimbleberry - For control, apply 3 pints per acre as a broadcast spray or as a 3/4 percent solution with hand-held equipment.

Broom: French, Scotch - For control, apply a 1-1/4 to 1-1/2 percent solution with hand-held equipment.

Buckwheat, California/Hasardia/Monkey Flower/Tobacco, Tree - For partial control of these species, apply a 3/4 to 1-1/2 percent solution of this product as a foliar spray with hand-held equipment. Thorough coverage of foliage is necessary for best results.

Catsclaw - For partial control, apply a 1-1/4 to 1-1/2 percent solution with hand-held equipment when at least 50 percent of the new leaves are fully developed.

Cherry: Bitter, Black, Pin/Oak, Southern Red/Sweet Gum/Prunus - For control, apply 3 to 7-1/2 pints of this product per acre as a broadcast spray or as a 1 to 1-1/2 percent solution with hand-held equipment.

Coyote brush - For control, apply a 1-1/4 to 1-1/2 percent solution with hand-held equipment when at least 50 percent of the new leaves are fully developed.

Dogwood/Hickory/Salt cedar - For partial control, apply a 1 to 2 percent solution of this product with hand-held equipment or 6 to 7-1/2 pints per acre as a broadcast spray.

Eucalyptus, bluegum - For control of eucalyptus resprouts, apply a 1-1/2 percent solution of this product with hand-held equipment when resprouts are 6 to 12 feet tall. Ensure complete coverage. Apply when plants are actively growing. Avoid application to drought-stressed plants.

Holly, Florida/Waxmyrtle, southern - For partial control, apply this product as a 1-1/2 percent solution with hand-held equipment.

Kudzu - For control, apply 6 pints of this product per acre as a broadcast spray or as a 1-1/2 percent solution with hand-held equipment. Repeat applications will be required to maintain control.

Maple, Red - For control apply as a 3/4 to 1-1/4 percent solution with hand-held equipment when leaves are fully developed. For partial control, apply 2 to 7-1/2 pints of this product per acre as a broadcast spray.

Maple, Sugar/Oak: Northern Pin, Red - For control, apply as a 3/4 to 1-1/4 percent solution with hand-held equipment when at least 50 percent of the new leaves are fully developed.

Poison Ivy/Poison Oak - For control, apply 6 to 7-1/2 pints of this product per acre as a broadcast spray or as a 1-1/2 percent solution with hand-held equipment. Repeat applications may be required to maintain control. Fall treatments must be applied before leaves lose green color.

Rose, multiflora - For control, apply 3 pints of this product per acre as a broadcast spray or a 3/4 to 1-1/2 percent solution with hand-held equipment. Treatments should be made prior to leaf deterioration by leaf-feeding insects.

Sage, black/Sagebrush, California/Chamise/Tallowtree, Chinese - For control of these species, apply a 3/4 solution of this product as a foliar spray with hand-held equipment. Thorough coverage of foliage is necessary for best results.

Saltbrush/Sea myrtle - For control, apply this product as a 1 percent solution with hand-held equipment.

Willow - For control, apply 4-1/2 pints of this product per acre as a broadcast spray or as a 3/4 percent solution with hand-held equipment.

Other woody brush and trees listed in this label - For partial control, apply 3 to 7-1/2 pints of this product per acre as a broadcast spray or as a 3/4 to 1-1/2 percent solution with hand-held equipment.

NOTE: If brush has been mowed or tilled or trees have been cut, do not treat until regrowth has reached the specified stage of growth.

NON-CROP USES

See "PRODUCT INFORMATION" and "MIXING AND APPLICATION INSTRUCTIONS" sections of this label for essential product performance information and the following "NON-CROP" sections for specified uses.

EXTREME CARE MUST BE EXERCISED TO AVOID CONTACT OR SPRAY WITH FOLIAGE, GREEN STEMS, EXPOSED NON-WOODY ROOTS OR FRUIT OF CROPS, DESIRABLE TURFGRASSES, TREES, SHRUBS OR OTHER DESIRABLE VEGETATION SINCE SEVERE DAMAGE OR DESTRUCTION MAY RESULT.

Repeat treatments may be necessary to control weeds regenerating from underground parts or seeds. Where repeat applications are necessary, do not exceed 8 quarts of this product per acre per year.

This product does not provide residual weed control. For subsequent weed control, follow a label-approved herbicide program.

Read and carefully observe the cautionary statements and all other information appearing on the labels of all herbicides used.

INDUSTRIAL, RECREATIONAL AND PUBLIC AREAS

When applied as directed for "NON-CROP USES", under conditions described, this product may be used to control the listed weeds in terrestrial non-crop sites within these areas:

- Habitat Restoration & Management Area
- Pipeline, Power, Telephone & Utility Rights-of-Way
- Pumping Installations

When applied as directed for "NON-CROP USES", under conditions described, this product may be used to control the listed weeds in terrestrial non-crop sites within these areas: Habitat Restoration & Management Area, Pipeline, Power, Telephone & Utility Rights-of-Way and Pumping Installations.

This product is a non-selective herbicide that is diluted and applied to the foliage of actively growing weeds as a spot or broadcast application. It is absorbed by the leaves and moves throughout the stem and roots to control the entire plant. Visible symptoms may require a week or more to appear, with burndown usually occurring in 2 to 4 weeks. Symptoms are a gradual wilting and yellowing of the sprayed plant followed by deterioration of both shoots and roots. This product has no herbicide activity in the soil and will not wash or leach to affect nearby vegetation. **Any ornamental species may be planted in treated areas 7 days or more after application.**

For most effective results, delay mowing, clipping, planting or sodding of treated areas for at least 7 days after application. This allows time for this product to move within the plant.

For specific rates of application and instructions for control of particular annual weeds, perennial weeds, woody brush and trees, see the "WEEDS CONTROLLED" section of this label. These applications may be made to large affected areas or as spot treatments. For general use in small areas, see alternative instructions below under "Small Area Treatment With Hand-held Sprayers".

Unless the "Agriculture Use Requirements" on this label are observed, the following restrictions apply:

Not for use on plants being grown for sale or other commercial use, or for commercial seed production, or for research purposes. For use on plants intended for aesthetic purposes or climactic modification and being grown in ornamental gardens or parks, or on golf courses or lawns and grounds.

AVOID SPRAY DRIFT CONTACT WITH DESIRABLE LAWN GRASSES, FLOWERS, VEGETABLES, SHRUBS OR TREES. DO NOT CONTACT GREEN BARK OF TREES OR SHRUBS. IF DESIRABLE VEGETATION IS CONTACTED, WASH IMMEDIATELY WITH WATER.

Depending on the type of non-crop application, this product may be applied with boom equipment, high-volume spray equipment and hand-held sprayers as described in the respective portions of the "APPLICATION EQUIPMENT and TECHNIQUES" section of the label. Additionally, the product may be applied with recirculating sprayers, shielded applicators, or wiper applicators in any non-crop site specified on this label. See the "Selective Equipment" part of "APPLICATION EQUIPMENT AND TECHNIQUES" section of this label for information on proper use and calibration of this equipment.

Small Area Treatment With Hand-held Sprayers

Add 2.25 to 4.5 fluid ounces of this product plus 0.5 to 1 fluid ounce of nonionic surfactant to 1 gallon of clean water. Use the lower rate for many grasses and annual weeds. Use the higher specified rate for control of perennials and brush. Use pump-up sprayer, backpack sprayer or other sprayer suitable for small areas. Adjust equipment to deliver a coarse spray pattern. USE OF HOSE-END SPRAYERS OR SPRINKLER-TYPE DEVICES MAY NOT BE USED.

TANK MIXTURES FOR NON-CROP SITES

When applied as a tank mixture, this product provides control of the emerged annual weeds and partial control of the emerged perennial weeds listed in this label. When applied as a tank mixture, the following residual herbicides will provide preemergence control of the weeds listed in the individual product labels.

- Foresters' Non-Selective Herbicide PLUS Diuron
- Foresters' Non-Selective Herbicide PLUS Krovar® I, Krovar II
- Foresters' Non-Selective Herbicide PLUS Princep®, Caliber® 90, Simazine 4L, 80W or 90DF
- Foresters' Non-Selective Herbicide PLUS Surflan® 75W, Surflan AS
- Foresters' Non-Selective Herbicide PLUS Ronstar® 50WP

When tank mixing with residual herbicides, add an nonionic surfactant at 0.5 to 1 percent by volume of spray solution. See the "APPLICATION EQUIPMENT AND TECHNIQUES" section of this label before preparing these tank mixtures.

Read and carefully observe the label claims, precautionary statements, specified use rate and all other information on the labels of all products used in these tank mixtures.

Use according to the most restrictive label directions for each product in the mixture.

CONTROL OF EMERGED WEEDS

Note: For backpack sprayer and handgun applications, see the "HAND-HELD AND HIGH VOLUME EQUIPMENT" section for specified rates.

Annual Weeds

Apply 1.5 pints per acre of this product in these tank mixtures when weeds are less than 6 inches tall and 2.25 pints per acre when weeds are more than 6 inches tall.

Perennial Weeds

For partial control of perennial weeds using these tank mixtures, apply 1.5 to 7.5 pints per acre of this product. Follow the instructions in the "WEEDS CONTROLLED" section of this label for stage of growth and rate of application for specific perennial weeds.

PREEMERGENCE WEED CONTROL

For preemergence weed control, refer to the individual product labels for specific non-crop sites, rates, carrier volumes and precautionary statements.

Mix only the quantity of spray solution which can be used during the same day. Do not allow these tank mixtures to stand overnight as this may result in reduced weed control.

BROADCAST APPLICATION FOR WEED CONTROL IN CHRISTMAS TREE PLANTATIONS

NOTE: IF THIS PRODUCT IS IMPROPERLY APPLIED, IT HAS THE POTENTIAL TO CAUSE SEVERE INJURY TO CHRISTMAS TREES. FOLLOW ALL LABELED DIRECTIONS.

This product may be applied as a broadcast spray over established Christmas trees. To prevent drift onto nearby desirable crops or vegetation, ensure that adequate buffers are maintained.

The following Christmas tree species are approved for this application:

- Douglas Fir (*Pseudotsuga menziesii*)
- Fir species (*Abies* spp.)
- Spruce species (*Picea* spp.)

Do not apply this product until trees have completed at least a full growing season since planting or transplanting. Do not apply within 1 full year prior to tree harvest.

In the fall, applications may only be made after the formation of final conifer resting buds. Final resting buds must be in the dormant stage and fully hardened. If applications are made at any other time, unacceptable Christmas tree injury may occur.

Avoid spray pattern overlap, as injury may result.

Apply 24 fluid ounces of this product per acre in 5 to 30 gallons of water per acre.

NOTE: ADDING SURFACTANTS, ADDITIVES CONTAINING SURFACTANTS, OR ANY OTHER ADDITIVES TO THIS PRODUCT MAY RESULT IN SEVERE CHRISTMAS TREE INJURY.

In some areas, this product may be used at rates from 24 to 48 fluid ounces per acre. Consult your local Nufarm representative for specific instructions if you require rates that exceed 24 fluid ounces per acre.

Do not use drift control additives as they may increase Christmas tree injury. Do not use other herbicides in a tank mix with this product as Christmas trees could be severely injured.

SILVICULTURAL SITES AND RIGHTS-OF-WAY

NOTE: NOT FOR USE AS AN OVER-THE-TOP BROADCAST SPRAY IN SILVICULTURAL NURSERIES.

When applied as directed for "NON-CROP USES" under conditions described, this product controls undesirable vegetation listed on this label. This product also suppresses or controls undesirable vegetation listed on this label when applied at specified rates for release of established coniferous species listed on this label.

For specific rates of application and instructions for control of various brush, annual and perennial weeds, see the "WEEDS CONTROLLED" section of this label. For specific rates of application for release of listed coniferous species, see the "CONIFER RELEASE" part of this section of the label.

Where repeat applications are necessary, do not exceed 8 quarts of this product per acre per year.

Aerial Application

This product may be applied using aerial spray equipment for silvicultural site preparation, conifer release and rights-of-way treatments. See the "APPLICATION EQUIPMENT and TECHNIQUES" part of the "MIXING AND APPLICATION INSTRUCTIONS APPLICATION EQUIPMENT AND TECHNIQUES" section of this label for information on how to apply this product by air.

DO NOT APPLY THIS PRODUCT BY AIR TO RIGHTS-OF-WAY SITES IN THE STATE OF CALIFORNIA.

SITE PREPARATION

Following preplant applications of this product, any silvicultural species may be planted.

POSTDIRECTED SPRAY

In established silvicultural sites, use as a spray on the foliage of undesirable vegetation. Care must be exercised to avoid contact of spray, drift or mist with foliage or green bark of desirable species.

CONIFER RELEASE

For release, apply at the end of the first growing season, except in California. Vegetation of target weeds or trees should not be disturbed prior to treatment or until visual symptoms appear after treatment. Symptoms of treatment are slow to appear, especially in woody species treated in late Fall. **Injury may occur to conifers treated for release, especially where spray patterns overlap or the higher rates are applied or when applications are made during periods of active conifer growth.**

Applications must be made after formation of final conifer resting buds in the fall or prior to initial bud swelling in spring. Some autumn colors on undesirable deciduous species are acceptable provided no major leaf drop has occurred. Use the following rates for conifer release to control or partially control the weeds listed in the "WEEDS CONTROLLED" section of this label. For release of the following conifer species:

Douglas Fir <i>Pseudotsuga menziesii</i>	Fir <i>Abies</i> spp.	Hemlock <i>Tsuga</i> spp.	Pines* <i>Pinus</i> spp.	Spruce <i>Picea</i> spp.
--	---------------------------------	-------------------------------------	------------------------------------	------------------------------------

*Includes all species except eastern white pine, loblolly pine or slash pine.

Apply 2.25 to 3 pints of this product per acre except in Washington and Oregon, west of the crest of the Cascade Mountains. For Spring treatments west of the crest of the Cascade Mountains, apply 1 quart of this product per acre before conifer bud swell for control of annual weeds. For Fall treatments in Washington and Oregon, west of the crest of the Cascade Mountains, apply 1.5 to 2.25 pints of this product per acre before any major leaf drop of deciduous species. Add 10 fluid ounces nonionic surfactant per 2 pints of this product. In Maine, up to 4.5 pints per acre may be used for the control of difficult weeds.

Note for Douglas fir release: Ensure that surfactant has been adequately tested for Douglas fir safety and follow manufacturer's specifications for rate of application.

For release of Western hemlock, apply 1 quart of this product per acre.

For release of the following conifer species:

Loblolly pine <i>Pinus taeda</i>	Eastern white pine <i>Pinus strobus</i>	Slash pine <i>Pinus elliottii</i>
--	---	---

Late Season Application - Apply 2-1/4 to 3 pints of this product in a minimum of 5 gallons of spray solution per acre during early autumn. Do not use a crop oil concentrate or MSO (methylated seed oil) based surfactant for use in southern conifer species release with this product. The addition of a tested and approved southern conifer release surfactant is recommended. Applications made prior to September 1 or when conditions are conducive to rapid growth of conifers will create the potential for increased injury in the form of tip and/or needle burn. Injury may decrease with later applications. Some autumn colors are acceptable at time of application. Apply prior to frost or leaf drop of undesirable plants. Applications made according to label directions will release loblolly pine, eastern white pine and slash pine by reducing competition from the following species:

Ash <i>Fraxinus</i> spp.	Hawthorn <i>Crataegus</i> spp.	Oak, Post <i>Quercus stellata</i>	Poplar, yellow <i>Liriodendron tulipifera</i>	Sumac, Poison <i>Rhus vernix</i>
Cherry, Black <i>Prunus serotina</i>	Maple, Red <i>Acer rubra</i>	Oak, Southern Red <i>Quercus falcata</i>	Sassafras <i>Sassafras albidum</i>	Sumac, Smooth <i>Rhus glabra</i>
Cherry, Pin <i>Prunus pensylvanica</i>	Locust, Black <i>Robinia pseudoacacia</i>	Oak, White <i>Quercus alba</i>	Sourwood <i>Oxydendrum arboreum</i>	Sumac, Winged <i>Rhus copallin</i>
Elm <i>Ulmus</i> spp.	Oak, Black <i>Quercus velutina</i>	Persimmon <i>Diospyros</i> spp.		Sweetgum <i>Liquidambar styraciflua</i>

Apply only to those sites where woody brush and trees listed in this label constitute the majority of the undesirable species.

FORESTERS' NON-SELECTIVE HERBICIDE PLUS SPYDER TANK MIXTURES FOR CONIFER RELEASE FROM HERBACEOUS WEEDS

To release Loblolly pines, Slash, Red pine and Virginia pine from herbaceous weeds, tank mixtures of this product with Spyder will provide control of annual weeds listed in the "WEEDS CONTROLLED" section of this and the Spyder label, and partial control of the perennial weeds listed below.

Apply 12 to 18 fluid ounces of this product plus 2 to 4 fluid ounces of Spyder in 10 to 30 gallons of spray solution per acre. Do not use a crop oil concentrate or MSO (methylated seed oil) based surfactant for use in southern conifer species release with this product. The addition of a tested and approved southern conifer release surfactant is recommended. Make application to actively growing weeds as a broadcast spray over the top of the young Loblolly pine, Red pine, Slash pine and Virginia pine.

This tank mixture may be applied using aerial equipment. When applying by air, use the specified rate in 5 to 15 gallons of spray solution per acre. This product plus Spyder tank mixtures may not be applied by air in California.

For control of annual weeds below 12 inches in height (or runner length on annual vines), use the lower rates of both products. Use the higher rates of both products when annual weeds are in more advanced stages of growth and approaching flower or seed formation.

Use the higher rates of both products for partial control of the following perennial weeds. Use the lower rates for suppression of growth.

Bahiagrass <i>Paspalum notatum</i>	Dock, curly <i>Rumex crispus</i> <i>vensis</i>	Fescus, tall <i>Festuca arundinacea</i>	Poorjoe* <i>Diodia teres</i>	Vaseygrass <i>Paspalum urvillei</i>
Broomsedge <i>Andropogon virginicus</i>	Dogfennel <i>Eupatorium capilliflorum</i>	Johnsongrass* <i>Sorghum halepense</i>	Trumpetcreeper** <i>Campsis radicans</i>	Vervain, blue <i>Verbena hastata</i>

*Control at the higher rates

**Suppression at the higher rates only.

Pine damage may occur or can be accentuated if treatment takes place when young trees are under stress from drought, flood water, insects or disease, or are in an active growth stage.

Read and observe the cautionary statements and all other information appearing on the labels of all herbicides used.

Note To User: This product must not be used in areas where adverse impact on federally designated endangered/threatened plant or aquatic species is likely.

Prior to making applications, the user of this product must determine that no such species are located in or immediately adjacent to the area to be treated.

WIPER APPLICATIONS

For wick or wiper applications, mix 1 gallon of this product with 2 gallons of clean water to make a 33 percent solution. Addition of a nonionic surfactant at a rate of 10 percent by volume of total herbicide solution is recommended.

Wiper applications can be used to control or suppress annual and perennial weeds listed on this label. In heavy weed stands, a double application in opposite directions may improve results. See the "WEEDS CONTROLLED" section in this label for specified timing, growth stage and other instructions for achieving optimum results.

CUT STUMP APPLICATION

Woody vegetation may be controlled by treating freshly cut stumps of trees and resprouts with this product. Apply this product using suitable equipment to ensure coverage of the entire cambium. Cut vegetation close to the soil surface. **Apply a 50 to 100 percent solution of this product to the freshly-cut surface immediately after cutting.** Delay in application may result in reduced performance. For best results, applications should be made during periods of active growth and full leaf expansion.

When used according to directions for cut stump application, this product will control, partially control or suppress many types of woody brush and tree species, some of which are listed below:

Alder <i>Alnus</i> spp.	Hickory <i>Carya</i> spp.	Poplar <i>Populus</i> spp.	Sycamore <i>Platanus occidentalis</i>
Coyote Brush <i>Baccharis consanguinea</i>	Madrone <i>Arbutus menziesii</i>	Reed, Giant <i>Arundo donax</i>	Tan Oak <i>Lithocarpus densiflorus</i>
Dogwood <i>Cornus</i> spp.	Maple <i>Acer</i> spp.	Salt cedar <i>Tamarix</i> spp.	Willow <i>Salix</i> spp.
Eucalyptus <i>Eucalyptus</i> spp.	Oak <i>Quercus</i> spp.	Sweet gum <i>Liquidambar styraciflua</i>	

INJECTION AND FRILL APPLICATIONS

Woody vegetation may be controlled by injection or frill application of this product. Apply this product using suitable equipment which must penetrate into the living tissue. Apply the equivalent of 1 ml of this product per each 2 to 3 inches of trunk diameter (DBH). This is best achieved by applying a 25 to 100 percent concentration of this product either to a continuous frill around the tree or as cuts evenly spaced around the tree below all branches. As tree diameter increases in size, better results are achieved by applying diluted material to a continuous frill or more closely spaced cuttings. Avoid application techniques that allow runoff to occur from frill or cut areas in species that exude sap freely after frills or cutting. In species such as these, make frill or cut at an oblique angle so as to produce a cupping effect and use undiluted material. For best results, applications should be made during periods of active growth and after full leaf expansion.

Control		Suppression	
Oak	<i>Quercus</i> spp.	Black gum	<i>Nyssa sylvatica</i>
Poplar	<i>Populus</i> spp.	Dogwood	<i>Cornus</i> spp.
Sweetgum	<i>Liquidambar styraciflua</i>	Hickory	<i>Carya</i> spp.
Sycamore	<i>Platanus occidentalis</i>	Maple, Red	<i>Acer rubrum</i>

WETLAND SITES

This product may be used in and around water (aquatic areas) and wetlands found in forestry and in power, telephone and pipeline rights-of-way sites including where these sites are adjacent to or surrounding domestic water supply reservoirs, supply streams, lakes and ponds. Read and observe the following before making applications in and around water.

Consult local public water control authorities before applying this product in and around public water. Permits may be required to treat in such areas.

There is no restriction on the use of treated water for irrigation, recreation or domestic purposes.

Note: Do not apply this product directly to water within 0.5 mile upstream of an active potable water intake in flowing water (i.e., river, stream, etc.) or within 0.5 mile of an active potable water intake in a standing body of water such as a lake, pond or reservoir. To make aquatic applications around and within 0.5 mile of active potable water intakes, the water intake must be turned off for a minimum period of 48 hours after application. These aquatic applications may be made ONLY in those cases where there are alternative water sources or holding ponds which would permit the turning off of an active potable water intake for a minimum period of 48 hours after the application. This restriction does not apply to intermittent inadvertent overspray of water in terrestrial use sites.

Do not spray open bodies of water where woody brush, trees and herbaceous weeds do not exist. The maximum application rate of 3.75 quarts per acre must not be exceeded in a single over-water broadcast application except as follows, where any specified rate may be applied:

- Stream crossings in utility right-of-way.
- Where applications will result in less than 20 percent of the total water area being treated.

WILDLIFE HABITAT RESTORATION AND MANAGEMENT AREAS

This product may be used for the restoration and/or maintenance of native habitat and in wildlife management areas.

Habitat Restoration and Maintenance

When applied as directed, exotic and other undesirable vegetation may be controlled in habitat management areas. Applications may be made to allow recovery of native plant species and for similar broad-spectrum vegetation control requirements in habitat management areas. Spot treatments may be made to selectively remove unwanted plants for habitat enhancement. For spot treatments, care should be exercised to keep spray off of desirable plants.

Wildlife Food Plots

This product may be used as site preparation treatment prior to planting wildlife food plots. Apply as directed to control vegetation in the plot area. Any wildlife food species may be planted after applying this product, or native species may be allowed to reinfest the area. If tillage is needed to prepare a seedbed, wait 7 days after applying this product before tilling to allow for maximum effectiveness.

STORAGE AND DISPOSAL

Do not contaminate water, foodstuffs, feed or seed by storage or disposal.

PESTICIDE STORAGE: STORE ABOVE 10°F (-12°C) TO KEEP PRODUCTS FROM CRYSTALLIZING. Crystals will settle to the bottom. If allowed to crystallize, place in a warm room 68°F (20°C) for several days to redissolve and shake, roll or agitate to mix well before using.

PESTICIDE DISPOSAL: Wastes resulting from the use of this product that cannot be used or chemically reprocessed must be disposed of in a landfill approved for pesticide disposal or in accordance with applicable Federal, state or local procedures. Emptied container retains vapor and product residue. Observe all label safeguards until container is destroyed.

CONTAINER DISPOSAL [HANDLING]:

[**Note to Reviewer:** The following statement will be included on all Final Printed Labels bearing multiple Container Disposal (Container Handling) statements] **NOTE:** This product is available in multiple containers. Refer to the Net Contents section of this products labeling for the applicable "Nonrefillable" or "Refillable" designation. Follow the container disposal [handling] instructions below that apply to your container type / size. [**Note to Reviewer:** The bracketed section headers will be included when multiple container types / sizes are listed on the label.]

[Nonrefillable Containers 5 Gallons or Less:] Nonrefillable container. Do not reuse or refill this container. Offer for recycling if available. Triple rinse container (or equivalent) promptly after emptying. **Triple rinse as follows:** Empty the remaining contents into application equipment or a mix tank and drain for 10 seconds after the flow begins to drip. Fill the container 1/4 full with water and recap. Shake for 10 seconds. Pour rinsate into application equipment or a mix tank or store rinsate for later use or disposal. Drain for 10 seconds after the flow begins to drip. Repeat this procedure two more times. Then offer for recycling or reconditioning, or puncture and dispose of in a sanitary landfill, or by other procedures approved by State and local authorities. Plastic containers are also disposable by incineration, or, if allowed by State and local authorities, by burning. If burned stay out of smoke.

[Nonrefillable containers larger than 5 gallons:] Nonrefillable container. Do not reuse or refill this container. Offer for recycling if available. If recycling or reconditioning not available, puncture and dispose of in a sanitary landfill, or by other procedures approved by State and local authorities. Plastic containers are also disposable by incineration, or, if allowed by State and local authorities, by burning. If burned stay out of smoke. Triple rinse or pressure rinse container (or equivalent) promptly after emptying. **Triple rinse as follows:** Empty the remaining contents into application equipment or a mix tank. Fill the container 1/4 full with water. Replace and tighten closures. Tip container on its side and roll it back and forth, ensuring at least one complete revolution, for 30 seconds. Stand the container on its end and tip it back and forth several times. Turn the container over onto its other end and tip it back and forth several times. Empty the rinsate into application equipment or a mix tank or store rinsate for later use or disposal. Repeat this procedure two more times. **Pressure rinse as follows:** Empty the remaining contents into application equipment or a mix tank and continue to drain for 10 seconds after the flow begins to drip. Hold container upside down over application equipment or mix tank or collect rinsate for later use or disposal. Insert pressure rinsing nozzle in the side of the container, and rinse at about 40 psi for at least 30 seconds. Drain for 10 seconds after the flow begins to drip.

Refillable containers larger than 5 gallons: Refillable container. Refill this container with pesticide only. Do not reuse this container for any other purpose. Cleaning the container before final disposal is the responsibility of the person disposing of the container. Cleaning before refilling is the responsibility of the refiller. To clean the container before final disposal, empty the remaining contents from this container into application equipment or a mix tank. Fill the container about 10% full with water. Agitate vigorously or recirculate water with the pump for two minutes. Pour or pump rinsate into application equipment or rinsate collection system. Repeat this rinsing procedure two more times.

19/20

WARRANTY DISCLAIMER

The directions for use of this product must be followed carefully. TO THE EXTENT CONSISTENT WITH APPLICABLE LAW, (1) THE GOODS DELIVERED TO YOU ARE FURNISHED "AS IS" BY MANUFACTURER OR SELLER AND (2) MANUFACTURER AND SELLER MAKE NO WARRANTIES, GUARANTEES, OR REPRESENTATIONS OF ANY KIND TO BUYER OR USER, EITHER EXPRESS OR IMPLIED, OR BY USAGE OF TRADE, STATUTORY OR OTHERWISE, WITH REGARD TO THE PRODUCT SOLD, INCLUDING, BUT NOT LIMITED TO MERCHANTABILITY, FITNESS FOR A PARTICULAR PURPOSE, USE, OR ELIGIBILITY OF THE PRODUCT FOR ANY PARTICULAR TRADE USAGE. UNINTENDED CONSEQUENCES, INCLUDING BUT NOT LIMITED TO INEFFECTIVENESS, MAY RESULT BECAUSE OF SUCH FACTORS AS THE PRESENCE OR ABSENCE OF OTHER MATERIALS USED IN COMBINATION WITH THE GOODS, OR THE MANNER OF USE OR APPLICATION, INCLUDING WEATHER, ALL OF WHICH ARE BEYOND THE CONTROL OF MANUFACTURER OR SELLER AND ASSUMED BY BUYER OR USER. THIS WRITING CONTAINS ALL OF THE REPRESENTATIONS AND AGREEMENTS BETWEEN BUYER, MANUFACTURER AND SELLER, AND NO PERSON OR AGENT OF MANUFACTURER OR SELLER HAS ANY AUTHORITY TO MAKE ANY REPRESENTATION OR WARRANTY OR AGREEMENT RELATING IN ANY WAY TO THESE GOODS.

LIMITATION OF LIABILITY

TO THE EXTENT CONSISTENT WITH APPLICABLE LAW, MANUFACTURER OR SELLER SHALL NOT BE LIABLE FOR SPECIAL, INCIDENTAL, OR CONSEQUENTIAL DAMAGES, OR FOR DAMAGES IN THEIR NATURE OF PENALTIES RELATING TO THE GOODS SOLD, INCLUDING USE, APPLICATION, HANDLING, AND DISPOSAL. TO THE EXTENT CONSISTENT WITH APPLICABLE LAW, MANUFACTURER OR SELLER SHALL NOT BE LIABLE TO BUYER OR USER BY WAY OF INDEMNIFICATION TO BUYER OR TO CUSTOMERS OF BUYER, IF ANY, OR FOR ANY DAMAGES OR SUMS OF MONEY, CLAIMS OR DEMANDS WHATSOEVER, RESULTING FROM OR BY REASON OF, OR ARISING OUT OF THE MISUSE, OR FAILURE TO FOLLOW LABEL WARNINGS OR INSTRUCTIONS FOR USE, OF THE GOODS SOLD BY MANUFACTURER OR SELLER TO BUYER. ALL SUCH RISKS SHALL BE ASSUMED BY THE BUYER, USER, OR ITS CUSTOMERS. TO THE EXTENT CONSISTENT WITH APPLICABLE LAW, BUYER'S OR USER'S EXCLUSIVE REMEDY, AND MANUFACTURER'S OR SELLER'S TOTAL LIABILITY SHALL BE FOR DAMAGES NOT EXCEEDING THE COST OF THE PRODUCT.

If you do not agree with or do not accept any of the directions for use, the warranty disclaimers, or limitations on liability, do not use the product, and return it unopened to the Seller, and the purchase price will be refunded.

(RV021512)

Foresters' is a registered trademark of Nufarm Americas Inc.
All other trademarks are the property of their respective owners.

LABEL HISTORY

FILE NAME	REVISION MARK	COMMENTS
000228-00381.20100302.EPA.PRN2007-4	RV030210N	Updated per EPA for Storage & Disposal
0000228-00381.20100824.EPA.ChristmasTreePlantations	RV082410	Addition of Christmas Tree Plantation use
000228-00381.20101018.MASTER_(RV101810)	RV101810	EPA Accepted Label
000228-00381.20120215.EPA Amendment	RV021512	Amendment – Environmental Hazards & Enforceability